

**BEFORE THE NATIONAL GREEN TRIBUNAL
PRINCIPLE BENCH, NEW DELHI
E.A. NO. 13/2019
IN
ORIGINAL APPLICATION NO. 247/2017**

IN THE MATTER OF:

CENTRAL POLLUTION CONTROL BOARD

APPLICANT


VS.

STATE OF ANDAMAN & NICOBAR & ORS.

RESPONDENTS

INDEX

S. NO.	PARTICULARS	PAGE NO.
1.	STATUS REPORT ON IMPLEMENTATION OF PLASTIC WASTE MANAGEMENT (PWM) RULES, 2018 IN EA. NO. 13/2019 IN OA NO, 247/2017 IN COMPLIANCE OF HON'BLE NGT ORDER DATED 22.07.2019.	
2.	ANNEXURE- I LETTER ISSUED BY CPCB TO MEMBER SECRETARY OF ALL SPCBs/PCCs DATED 09.09.2019.	
3.	ANNEXURE- I (A) LETTER ISSUED BY CPCB TO MEMBER SECRETARY OF ALL SPCBs/PCCs DATED 18.07.2019.	
4.	ANNEXURE -I (B) E-MAIL COPY REGARDING DATA REG CAPACITY, TECHNOLOGY ADOPTED, END PRODUCT UTILIZATION, TAXES IMPOSED ETC. OF PLASTIC RECYCLING/MANUFACTURING UNITS.	
5.	ANNEXURE- II SUMMARY OF GAP ANALYSIS OF ACTION PLANS SUBMITTED BY 23 SPCBs/UTs.	
6.	ANNEXURE- III STATE-WISE STATUS OF IMPLEMENTATION OF PLASTIC WASTE MANAGEMENT RULES, 2018, ANNUAL REPORT FOR THE YEAR 2018-19.	
7.	ANNEXURE- IV FORMAT FOR CURRENT STATUS, DESIRABLE LEVEL OF COMPLIANCE IN TERMS OF STATUTES, GAP BETWEEN THE CURRENT STATUS & DESIRED LEVEL AND PROPOSAL OF ATTENDING THE GAP WITH TIMELINES.	
8.	ANNEXURE- V HON'BLE NGT ORDER DATED 22.07.2019.	


**DIVYA SINHA
SCIENTIST -E
CENTRAL POLLUTION CONTROL BOARD
PARIVESH BHAWAN, EAST ARJUN NAGAR,
DELHI-110032**

**DATE: 30.09.2019
PLACE: DELHI**

A

**STATUS REPORT ON IMPLEMENTATION OF PLASTIC WASTE
MANAGEMENT (PWM) RULES, 2018, IN EA NO. 13/2019 OA
NO. 247/2017**

1. Hon'ble NGT vide order dated 22.07.2019 in Execution Application No. 13/2019 in OA 247/2017 directed all the Concerned States/ UTs may now take further action meeting the gaps pointed out above as per the timeline laid down under the PWM Rules. The CPCB may monitor the same and furnish its further status report by 30.09.2019. The recovery of compensation for the delay in compliance timeline will be considered on the next date.
2. In compliance of aforesaid Hon'ble NGT's Order, CPCB sent letter dated 9th September, 2019 to all SPCBs/PCCs regarding submission of status of implementation of Action Plan for Plastic Waste Management Rules, 2018 addressing the gaps pointed out by 17.09.19 (**Annexure-I**). Further, CPCB had issued letter dated 18.07.19 (**Annexure-I a**) and 26.08.19 (**Annexure- I b**) seeking details of recyclers of plastic waste.
3. Total **23 States/UTs** have submitted action plan w.r.t PWM Rules, 2018. Out of 23, 9 States/UTs namely Andhra Pradesh, Chandigarh, Chhattisgarh, Daman Diu and Dadra Nagar Haveli, Himachal Pradesh, Maharashtra, Nagaland, Orissa and Punjab have submitted their action plans after Order dated 22-July-19 and remaining 14 States/UTs namely Andaman and Nicobar Islands, Assam, Arunachal Pradesh, Delhi, Goa, Kerala, Manipur, MP, Meghalaya, Puducherry Tripura, Telangana, TN and Uttarakhand submitted in response to Hon'ble NGT Order dated 13 March 2019. The gap analysis of action plan of 23 states/UTs is given in **Table-1** below and summary of gap analysis is placed at **Annexure-II**.
It is observed that action plans submitted by States/UTs are incomplete and needed to be substantially upgraded especially in terms of quantification to ensure compliance with PWM Rules, 2018. **12 States/UTs namely Bihar, Gujarat, Haryana, J &K, Jharkhand, Karnataka, Lakshadweep, Mizoram, Rajasthan, Sikkim, Uttar Pradesh and W. Bengal** have not submitted the action plan in this matter.

Table:1 Gap analysis report of Action Plan Submitted by 23 States/UTs

Sl.No.	ITEM	Remarks	Quantity (Under 33)
1	What is the quantity of plastic waste generated, (Annual Report form VI pt.2,6)(TPA)	<u>Information provided by 23 states</u> (Andhra Pradesh, Arunachal Pradesh, Assam, Chandigarh, Chhatishgarh, Daman and D&NH, Goa, Maharashtra, Manipur, Nagaland, Odisha, Punjab, Tamil Nadu, Uttarakhand, Kerla, Meghalaya, Andman and Nicobar, Tripura, Telangana, M.P., Puducherry, Delhi, Himanchal Pradesh)	1841714.7
2	Number of registered plastic manufacturing units	<u>Information provided by 23 states</u> (Andhra Pradesh, Arunachal Pradesh, Assam, Chandigarh, Chhatishgarh, Daman and D&NH, Goa, Maharashtra, Manipur, Nagaland, Odisha, Punjab, Tamil Nadu, Uttarakhand, Kerla, Meghalaya, Andman and Nicobar, Tripura, Telangana, M.P., Puducherry, Delhi, Himanchal Pradesh)	2797
3	Capacity of registered plastic manufacturing units (TPA)	None of the states have provided information on the matter.	NA
4	Total number of ULBs	<u>Information provided by 21 states/UTs</u> (Andhra Pradesh, Arunachal Pradesh, Assam, Chandigarh, Chhatishgarh, Daman and Dadra & Nagar Haveli, Goa, Maharashtra, Nagaland, Odisha, Punjab, Tamil Nadu, Uttarakhand, Kerla, Meghalaya, Andman and Nicobar, Tripura, Telangana, M.P., Puducherry, Delhi, Himanchal Pradesh)	2008
4(a)	No of ULBs which have set-up of plastic waste management system as per Rule 6(2))? (including collection , segregation, Channelization & processing of plastic waste)	<u>Information provided by 9 states</u> (Andhra Pradesh, Arunachal Pradesh, Assam, Chandigarh, Chhatishgarh, Maharashtra ,Tamil Nadu, Kerla & M.P.)	800

4(b)	Number of ULBs having facilities for Collection of Segregated waste	<u>Information provided by 8 states :-</u> (Andhra Pradesh, Arunachal Pradesh, Chandigarh, Chhatishgarh, Goa, Maharashtra, Kerla &M.P.	678
4(c)	Number of ULBs having Material Recovery facility	<u>Information provided by 5 states</u> (Arunachal Pradesh, Chandigarh, Chhatishgarh,, Maha rashtra, M.P.)	356
5	Total number of Gram Panchayat (GPs)	<u>Information proviided by 7 states</u> (Chandigarh, Goa, Tamil Nadu, Nagaland, Uttarakhand, Kerla and Andman & Nicobar)	9135
5(a)	Number GPs which have set-up of plastic waste management system as per Rule 7?	<u>information provided by 2 states</u> (Chandigarh, Goa)	6
5(b)	Number of GPs having facilities for Collection of Segregated waste	<u>None of the states</u> have provided information on this matter	NA
5(c)	Number of GPs having Material Recovery facility	<u>2 states have provided information</u> (Chandigarh, Goa)	Actual number not specified
6	No. of registered Producers/brand owners/ importers as per Rules 9 & 13 of PWM Rules?	Only Andhra pradesh have provided information	80
6(a)	Number of Producers/brand owners/ importers which have engaged with ULBs for PWM	<u>2 states have provided information</u> Maharashtra and Assam	Number not specified
7	Number of ULBs which have set up system for plastic waste management with assistance of producers been set -up? Rule(6(3))?	<u>2 states have provided information</u> Maharashtra and Assam	Number not specified

8	Number of registered plastic waste recyclers	Information provided by 20 states (Andhra Pradesh, Arunachal Pradesh, Assam, Chandigarh, Chhatishgarh, Daman and Dadra & Nagar Haveli, Goa, Maharashtra, Manipur, Nagaland, Punjab, Tamil Nadu, Kerala, Meghalaya, Andaman and Nicobar, Tripura, Telangana, M.P., Puducherry, Himanchal Pradesh)	808
8(a)	Capacity of recyclers (TPA)	Information provided by 9 states (Arunachal Pradesh, Chandigarh, Chhatishgarh, Daman and Dadra & Nagar Haveli, Goa, Maharashtra, Meghalaya, Kerala & M.P.)	681492
9	Status of Utilization of plastic waste (Annual Report form VI pt.4)	Information provided by 21 states (Andhra Pradesh, Arunachal Pradesh, Assam, Chandigarh, Chhatishgarh, Daman and Dadra & Nagar Haveli, Goa, Maharashtra, Nagaland, Odisha, Punjab, Tamil Nadu, Uttarakhand, Kerala, Andaman and Nicobar, Tripura, Telangana, M.P., Puducherry, Delhi, Himanchal Pradesh)	NA
10	Quantity of plastic Waste utilized in recycling (TPD)	Information provided by 3 states (Goa Maharashtra Tamil Nadu)	Goa-6057.62 Tons, Maharashtra - 617TPD, Tamil Nadu-46720 Tonnes per year is proposed to dispose)
10(a)	Quantity of plastic waste utilized in recycling Road Construction	Information provided by 7 states (Tamil Nadu, Odisha, Maharashtra, Chhatishgarh, Kerala, Andaman, Telangan)	Tamil Nadu-4015TPA is proposed, Odisha 4.6MT is being used, Chhatishgarh-under process, Kerala-574T is used, Andaman and Nicobar -1 tonne is used, Telangan-6.34MT is used
10(b)	Quantity of waste Co-processed in Plastic Waste in Cement kilns	Information provided by 7 states (Chhatishgarh Goa Maharashtra Odisha Tamil Nadu, Telangana and M.P.)	Goa-19,249.46T baled RDF sent for Co-processing in cement Kilns, Maharashtra: 8420 tonnes, Odisha-21.82MT, Tamil Nadu-250TPD is proposed, Telangan-

			4.5TPD is used ,M.P.- 300 tonnes
10(c)	Quantity of waste utilized in production of RDF	<u>Information provided by Goa only</u>	detail regarding quantity not provided
10(d)	Quantity of plastic waste used in production of Waste to oil	<u>information provided by 2 states</u> Odisha and Maharashtra only	Odisha,Maharashtra- 657 tonnes
10(e)	Quantity of plastic waste used in other purpose (please specify)	<u>Information provided by</u> Tamil Nadu only	250 TPD is propose to dispose
11	Whether State Level Advisory Committee is constituted or not? [Rule 16] If yes, details of number of meetings conducted in a year and implementation of suggestions of committee in the last two years.	<u>Information provided by 13 states</u> (Arunachalpradesh, Chandigarh, Chhatishgarh, Daman and Dadra & Nagar Haveli, Uttarakhand, Meghalaya, Andman and Nicobar, Tripura, Telangana, M.P., Puducherry, Delhi, Himanchal Pradesh.)	Detail regarding quantity not specified
12	No. of Registered Compostable plastic unit	<u>Information provided by 5 states</u> (Maharashtra, Nagaland, Odisha, Punjab, Tamil Nadu)	2
12(a)	Total Capacity of registered Compostable plastic unit	None of the states have provided information about it. However, CPCB has issued certificates to 44 registered units engaged in manufacturing of compostable carry bags/products.	114962 As Certificate issued by CPCB under PWM Rule 4(h)

4. All **35** States/UTs have submitted the Annual Reports for the year 2018-19 on implementation of PWM Rules, 2018. Information provided by these States/UTs has been compiled by CPCB and State/UT wise compilation of Annual Report as per Form-VI of PWM Rules, 2018 is placed at **Annexure -III**. It may be noted that complete information as per form-VI has not been submitted by most of the SPCBs/PCCs.

4.1. Estimated plastic waste generation during the year 2018-19 is 33,60,043 Tons/Annum:

Fig.1. shows the State and UT-wise plastic waste generation (Tons/Annum) across the country.

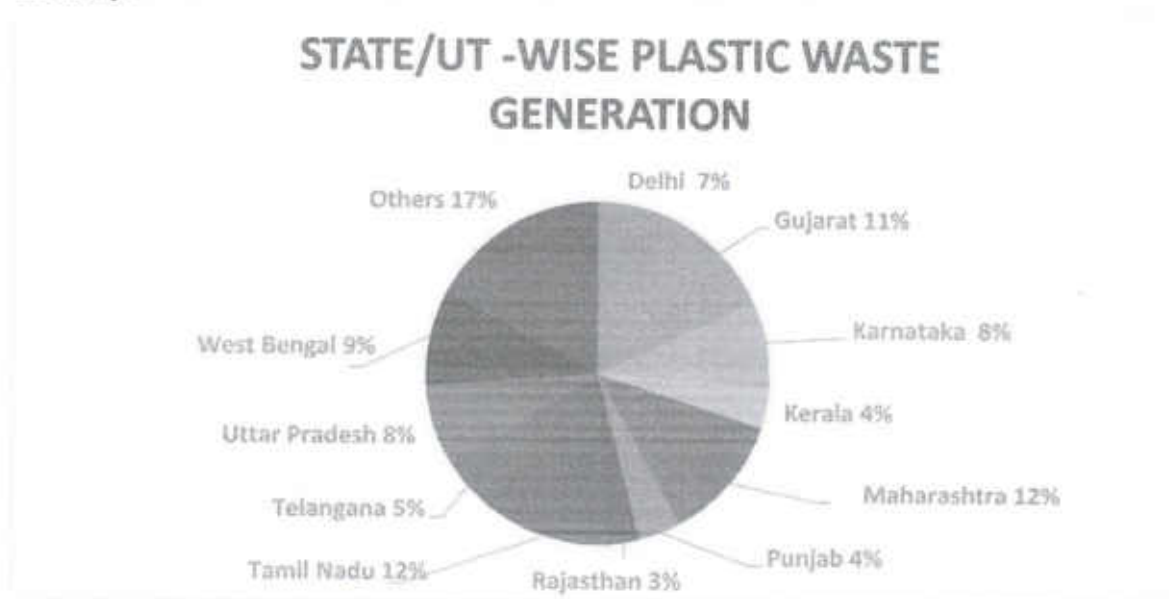


Fig.1: State/UT wise Plastic waste generation;

4.2. Implementation of thickness >50microns carry bags as per provisions 4(c & d, Thickness criteria Condition) of PWM Rules, 2016, as amended, 2018.

22 States/UTs namely Andaman and Nicobar Islands, Assam, Bihar, Chandigarh, Chhattisgarh, Daman Diu and Dadra Nagar Haveli, Haryana, Himachal Pradesh, Jharkhand, Karnataka, Lakshadweep, Madhya Pradesh, Maharashtra, Nagaland, Puducherry, Punjab, Rajasthan, Sikkim, Tamil Nadu, Tripura, Uttarakhand & Uttar Pradesh have imposed complete ban on carry bags. Besides, **9** States/UTs namely: Andhra Pradesh, Goa, Gujarat, Jammu & Kashmir, Kerala, Manipur, Meghalaya, Odisha & Telangana have complied with thickness criteria . Further, **4** States/UTs namely Arunachal Pradesh, Delhi, Mizoram & West Bengal have not provided the information in this matter.

4.3. Details of Plastic Waste Management as per Provisions 5, 6 & 9 of PWM Rules, 2016, as amended, 2018:

- a. 8 States/UTs namely; Arunachal Pradesh, Bihar, Daman Diu & Dadra Nagar Haveli, Jammu & Kashmir, Kerala, Maharashtra, Manipur & Sikkim have not submitted the details in this matter.
- b. 14 States/UTs namely: Andhra Pradesh, Assam, Chhattisgarh, Goa, Gujarat, Himachal Pradesh, Jharkhand, Karnataka, Madhya Pradesh, Odisha, Puducherry, Tamil Nadu, Telangana & Uttar Pradesh are sending plastic waste to cement plants for co-processing.
- c. 15 States/UTs namely: Andaman & Nicobar Islands, Andhra Pradesh, Assam, Haryana, Himachal Pradesh, Jharkhand, Madhya Pradesh, Meghalaya, Mizoram, Nagaland, Puducherry, Tamil Nadu, Telangana, Uttar Pradesh & West Bengal are using plastic waste for polymer bitumen road construction.
- d. 16 States/UTs namely: Andaman & Nicobar Islands, Andhra Pradesh, Chhattisgarh, Goa, Jharkhand, Karnataka, Lakshadweep, Madhya Pradesh, Nagaland, Punjab, Tamil Nadu, Telangana, Uttarakhand and Uttar Pradesh have recycled the plastic waste.
- e. 2 States/UTs namely: Himachal Pradesh & Delhi have sent the plastic waste to Waste to Energy plants.
- f. Uttar Pradesh is utilizing the plastic waste in waste to oil plant. Further, Chandigarh, Goa and Madhya Pradesh are using the plastic waste as RDF.

4.4. Complete/Partial Ban on carry bags:

22 States/UTs namely Andaman and Nicobar Islands, Assam, Bihar, Chandigarh, Chhattisgarh, Daman Diu and Dadra Nagar Haveli, Haryana, Himachal Pradesh, Jharkhand, Karnataka, Lakshadweep, Madhya Pradesh, Maharashtra, Nagaland, Puducherry, Punjab, Rajasthan, Sikkim, Tamil Nadu, Tripura, Uttarakhand & Uttar Pradesh have imposed complete ban on carry bags. Besides, 7 States namely Arunachal Pradesh, Andhra Pradesh, Gujarat, Kerala, Mizoram, Odisha and West Bengal have imposed the partial ban on plastic carry bags at religious/historical places. Further, 5 States/UTs namely Goa, Jammu & Kashmir, Manipur, Meghalaya & Telangana have not imposed any ban on plastic carry bags except meeting thickness criteria. Further, **Delhi** has not provided the information in this regard.

4.5. No. of registered Manufacturing/Recycling Units:

There are 4773 (4294 –Plastic Mfg., 7-Compostable Mfg., 287-MLP Mfg. & 185-Recycling) Registered units in 30 States/UTs and there are no plastic manufacturing units in Andaman and Nicobar Islands, Arunachal Pradesh, Bihar, Lakshadweep & Sikkim.

4.6. No. of unregistered plastic manufacturing/recycling units:

There are 1080 unregistered plastic manufacturing/recycling units running in 12 States/UTs, namely; Assam, Bihar, Jammu & Kashmir, Karnataka, Madhya Pradesh, Maharashtra, Puducherry, Punjab, Tamil Nadu & Uttar Pradesh. Further, Chhattisgarh, Daman Diu and Dadra Nagar Haveli, Delhi PCC, Himachal Pradesh, Uttarakhand & West Bengal have not provided the details in this matter.

The State/UT wise unregistered units are given in fig.3:

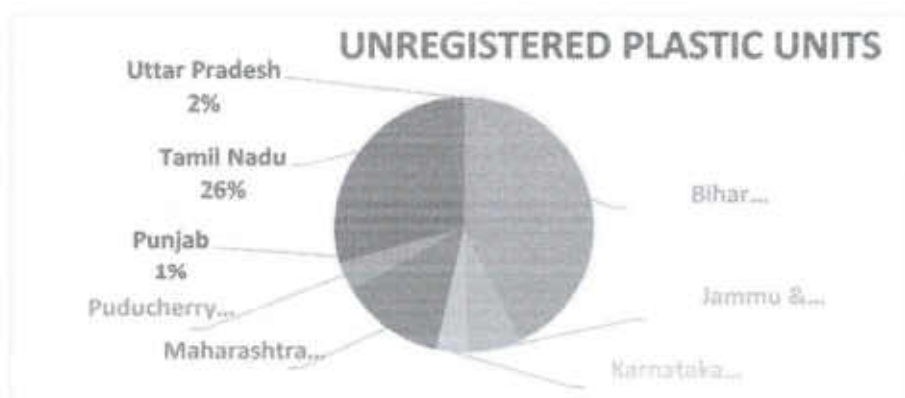


Fig.3: Figure shows the percentage of unregistered units in the respective States/UTs.

4.7. Status of marking & labelling on carry bags/Multilayered packaging:

As per provision '11' marking & labelling of PWM Rules, 2018, 23 States/UTs namely Andhra Pradesh, Assam, Bihar, Chhattisgarh, Daman Diu Dadra and Nagar Haveli, Gujarat, Himachal Pradesh, Jammu and Kashmir, Jharkhand, Karnataka, Kerala, Madhya Pradesh, Maharashtra, Manipur, Meghalaya, Nagaland, Puducherry, Punjab, Rajasthan, Tamil Nadu, Telangana, Uttar Pradesh & West Bengal have complied with Rule . There are no plastic carry bag manufacturing units in 6 States/UTs namely: Andaman & Nicobar Islands, Arunachal Pradesh, Chandigarh, Haryana, Lakshadweep

& Mizoram. Besides, 5 States/UTs namely Delhi, Goa, Odisha, Sikkim & Uttarakhand which have not provided the information in this regard. Further, Marking & Labelling is not started yet in Tripura.

4.8. No. of violations & action taken on non-compliance of Rules:

As per provision '12' "the prescribed Authorities for implementation of Rules" of PWM Rules, 2018, 21 States/UTs namely Andhra Pradesh, Bihar, Chandigarh, Chhattisgarh, Daman Diu Dadra & Nagar Haveli (DDDNH), Delhi, Goa, Gujarat, Haryana, Jammu & Kashmir, Jharkhand, Karnataka, Madhya Pradesh, Maharashtra, Punjab, Puducherry, Tamil Nadu, Telangana, Tripura, Uttarakhand & Uttar Pradesh have imposed fine, issued notices, closure directions to the defaulters & seized the material in their respective State/UT. Besides, there are no violations in 9 States/UTs namely Andaman and Nicobar Islands, Arunachal Pradesh, Assam, Kerala, Lakshadweep, Mizoram, Nagaland, Rajasthan and West Bengal. Further, 5 States/UTs namely Himachal Pradesh, Manipur, Meghalaya, Odisha, & Sikkim have not submitted the information in this regard.

4.9. Status of submission of Annual report(AR) by ULBs to SPCBs/PCCs:

Except following 6 States/UTs given in the table, all other States/UTs have submitted information provided by all ULBs.

S. No.	Name of the States/UTs	submission of AR by ULBs to SPCBs/PCCs		
		Total No. of ULBs	No. of ULBs submitted	No. of ULBs not submitted
1.	Assam	101	66	35
2.	Gujarat	162	161	1
3.	Madhya Pradesh	378	274	104
4.	Maharashtra	384	366	18
5.	Manipur	Not provided		
6.	Puducherry	10	5	5

5. Recommendations: -

1. States/UTs should frame a time targeted action plan covering the action points related to plastic waste segregation, collection and recycling/reuse of plastic waste. The current status, desirable level of compliance in terms of statutes, gap between

the current status & desired level and proposal of attending the gap with timeline as per the enclosed format (**Annexure- IV**) be provided to CPCB.

2. Quarterly report of the implementation status of the Action Plan should be submitted by States/UT.
3. SPCBs/PCCs should direct to UDDs to ensure setting-up of collection, source-segregation & disposal system for plastic waste.
4. SPCBs/PCCs should also ensure that no unregistered plastic manufacturing/recycling units is in operation & no unit is running in non-conforming/residential areas. Besides, it is also to be ensured that plastic carrybags/films <50microns thickness should not be manufactured, stocked, sold and used in cities/towns.
5. SPCBs/PCCs, UDDs shall ensure to promote compostable carry bags certified by CPCB.
6. SPCBs/PCCs and Municipalities should constitute squad to check illegal manufacturing, stocking, sale of <50microns thickness plastic carry bags and uncertified compostable carry bags/products in the market.
7. SPCBs/PCCs and UDDs to prohibit litter and open burning of plastic waste at historical, religious, public places and dumping of plastic waste on drains, river, banks & sea beaches is prohibited.



SPEED POST

COURT MATTER

F. No. B-17011/7/PWM(Corres)/2019 6481-6515

Date: 09/09/2019

To,

Member Secretary,
All SPCBs/PCCs

Sub: Status of implementation of Action Plan w.r.t. Plastic Waste Management Rules in O.A. 247/2017 pending before Hon'ble NGT

Sir/Madam,

With reference to Hon'ble NGT's Order dated 22.07.19 in the matter of CPCB vs State of Andaman & Nicobar & Ors. (OA 247/2017), it is requested to provide status of implementation of Action Plan for Plastic Waste Management Rules, 2018 in your state/UT addressing the gaps pointed out in the said Order by 17.09.19.

Please treat the matter most urgent as report is to be filed by 30.09.19.

Yours faithfully,

केन्द्रीय प्रदूषण नियंत्रण बोर्ड
निर्गत.....
दिनांक.....

Divya
(Divya Sinha)
Additional Director & I/C UPC-II



केन्द्रीय प्रदूषण नियंत्रण बोर्ड
CENTRAL POLLUTION CONTROL BOARD
पर्यावरण, वन एवं जलवायु परिवर्तन मंत्रालय भारत सरकार
MINISTRY OF ENVIRONMENT, FOREST & CLIMATE CHANGE GOVT. OF INDIA

SPEEDPOST

F. No. B-17011/7/PWM(MLP)/2019 4089-4123

Dated: 18.07.2019

To,
The Member Secretary,
(All SPCBs/PCCs)

Sub: Registration of the Producers, Importers, Brands-owners (PIBOs) under provision 13(2) of PWM Rules 2016, as amended 2018 - Reg.

Sir/ Madam,

As per provision 13 (2) of Plastic Waste Management Rules, 2016, as amended 2018, Brand-owners and Producers are required to registration in CPCB, if operating in more than two States and to concerned SPCBs/PCCs, if operating in one or two States/UTs.

In view of above, CPCB has prepared a document for "**Preparation of Action Plan for PIBOs**" to meet the obligation of Extended Producer Responsibility (EPR) w.r.t brand and geography neutral for submitting application for registration as a Producers/Brand-owners in **Form-I**. The format of the Action Plan is available on CPCB's website (<https://cpcb.nic.in/registration-for-brand-owner/>) and a copy of the same is also attached for your reference.

Further, as recyclers are an integral part of the EPR plan, it is requested to provide the list of plastic recycling units registered with your SPCB/PCC to this office and upload the same in your website.

Yours faithfully,

Encl: As above

केन्द्रीय प्रदूषण नियंत्रण बोर्ड
निर्गत...
दिनांक 23/7/19
/C

(Divya Sinha)
Additional Director & I/C UPC-II



pankaj agarwal <pankajcpcb@gmail.com>

Data reg capacity, technology adopted, End product utilization, taxes imposed etc. of plastic recycling/manufacturing units

DIVYA SINHA <divyasinha.cpcb@nic.in>

Mon, Aug 26, 2019 at 1:17 PM

To: In <membersecy@appcb.gov>, arunachalspcb@gmail.com, membersecretary@pcbassam.org, mscellbspcb@gmail.com, hocecb@gmail.com, ms-gspcb.goa@nic.in, goapcb@rediffmail.com, membersecretarygpcb@gmail.com, ms-gpcb@gujarat.gov.in, mshspcb@gmail.com, mspcb-hp <mspcb-hp@nic.in>, membersecretaryjkspcb@gmail.com, ranchijspcb@gmail.com, memsecy@kspcb.gov.in, ho@kspcb.gov.in, ms.kspcb@gov.in, it_mppcb@rediffmail.com, ms@mpcb.gov.in, pcb-man@nic.in, megspcb@rediffmail.com, duhawma15@yahoo.com, rusoviljohn@yahoo.co.in, membersecretary@ospcbboard.org, Member Secretary <msppcb@punjab.gov.in>, membersecretary@rpcb.nic.in, drgopalpradhan@gmail.com, spcbsikkim@gmail.com, tnpcbmembersecretary@yahoo.com, ts_ms@pcb.ap.gov.in, mukherjee_manas@rediffmail.com, ms@uppcb.com, msukpcb@gmail.com, ms@wbpcb.gov.in, dstandamans@gmail.com, cpcc-chd@nic.in, mspcc_dmn@pccdaman.info, msdpcc@nic.in, "Director, S&T" <lk-dst@nic.in>, Pondicherry Pollution Control Committee Pondicherry <ppcc.pon@nic.in>
Cc: divsinha <divsinha@yahoo.com>, pankajcpcb <pankajcpcb@gmail.com>

Sir/Madam,

Please refer to CPCB letter F. No. B-17011/7/PWM(MLP)/2019, dated: 18.07.2019, regarding providing list of plastic recycling units registered with SPCBs/PCCs.

It is further requested to provide the data (capacity, technology adopted, End product utilization, taxes imposed, etc.) of plastic recycling/manufacturing units registered in your SPCB/PCC in attached format by **September 2nd, 2019**.

Please treat this matter most urgent.

Regards

Divya Sinha,
Additional Director & Incharge UPC-II,
CPCB, Delhi



Plastic recyclers details.docx
12K

Data of Plastic Recyclers /Manufacturer in ----- State/UT

Sl. No.	Recycler/ Manufacturer	Address	Production Capacity	Actual Production	Raw material used	Manufacturing process/technology	End Product Detail (for recyclers only)	End product utilization (for recyclers only)	Details of payable taxes (for recyclers only)

Annexure-II : Summary of Gap Analysis of action plans submitted by 23 SPCBs/UTs.

Sl.No.	ITEM	Andhra Pradesh	Arunachal Pradesh	Assam	Chandigarh
1	What is the quantity of plastic waste generated, (Annual Report form VI pt.2,6) (TPA)	66314	3787.37	32277.87	11715.4
2	Number of registered plastic manufacturing units	80 Producers	0	17	0
3	Capacity of registered plastic manufacturing units (TPA)	NP	0	NP	0
4	Total number of ULBs	110	34	101	1
4(a)	No of ULBs which have set-up of plastic waste management system as per Rule 6(2)) ? (including collection , segregation, Channelization & processing of plastic waste)	110	Door to door waste collection of plastic & segregation at source level will be done by DUDA/Local Bodies by December, 2019	UDD has planned to setting up of infrastructure for segregation & storage of plastic waste in each towns (101 nos. in 1st phase) within one year	1 MC Development of infrastructure for collection , segregation, storage, transportation processing & disposal of plastic waste either on its own or by engaging outsourced agency by 2020. Further, MCC is having Waste to RDF Plant with a capacity of 500 TPD run by M/s. JP Associates since 2008

4(b)	Number of ULBs having facilities for Collection of Segregated waste	110	Setting up of MRF for segregation of recyclable & non-recyclable plastic waste by January, 2020	NP	
4©	Number of ULBs having Material Recovery facility	11		NP	
5	Total number of Gram Panchayat (GPs)	NP	Not Provided	NP	7
5(a)	Number GPs which have set-up of plastic waste management system as per	NP		NP	Door Door collection in Seven villages
5(b)	Number of GPs having facilities for Collection of Segregated waste	NP		NP	
5©	Number of GPs having Material Recovery facility	NP		NP	The proposal for Automatic MRF has been approved by the General of House
6	No. of registered Producers/brand owners/ importers as per Rules 9 & 13 of PWM Rules?	80 Producers	NP	NP	NP
6(a)	Number of Producers/brand owners/ importers which have engaged with ULBs for PWM	NP	NP	Director of	NP

7	Number of ULBs which have set up system for plastic waste management with assistance of producers been set-up? Rule(6(3))?	NP. A collaboration between Govt. of AP and Coca-Cola company is in progress under extended producer responsibility (EPR)	NP	Municipal Administration is working out the framework for financial contribution to be recovered from producers under EPR	NP
8	Number of registered plastic waste recyclers	6	Zero Dept. of UDH & town planning inviting expression of interest from Plastic waste Recyclers & the registration of waste recyclers will be done by December, 2019	7	7
8(a)	Capacity of recyclers (TPA)	NP		NP	139 T/M

9	Status of Utilization of plastic waste (Annual Report form VI pt.4)	Segregated plastic waste sent to recyclers. The non-recyclable plastic waste sent to Cement plants and partly for Road constructions.	Establishment of waste recycling facility to recycle or transporting the waste to the nearest facility as per the terms to be agreed upon & utilization of Non-recyclable waste in road construction by March, 2020	Non – Recyclable plastic waste utilized in Road construction on a pilot project. Efforts are being made to dispose Non – Recyclable plastic waste in Cement Kilns.	Waste to RDF Plant with a capacity of 500 TPD run by M/s. JP Associates since 2008. Further, MCC is under process to establish Mini hot mix movable plant for Road construction
10	Quantity of plastic Waste utilized in recycling (TPD)	NP	NP	NP	NP
10(a)	Quantity of plastic waste utilized in recycling Road Construction	NP	NP	NP	NP
10(b)	Quantity of waste Co-processed in Plastic Waste in Cement kilns	NP	NP	NP	NP
10(c)	Quantity of waste utilized in production of RDF	NP	NP	NP	NP

10(d)	Quantity of plastic waste used in production of Waste to oil	NP	NP	NP	NP
10(e)	Quantity of plastic waste used in other purpose (please specify)	NP	NP	NP	NP
11	Whether State Level Advisory Committee is constituted or not? [Rule 16] If yes, details of number of meetings conducted in a year and implementation of suggestions of committee in the last two years.	NP	State Level Committee constituted for monitoring of Solid & Plastic Waste management	NP	Not constituted
12	No. of Registered Compostable plastic unit	NP	NP	NP	NP
12(a)	Total Capacity of registered Compostable plastic unit	NP	NP	NP	NP

Sl.No.	ITEM	Chhatisgarh	Daman and Dadra & Nagar Haveli	Goa	Maharashtra
1	What is the quantity of plastic waste generated, (Annual Report form VI pt.2,6)(TPA)	6000	1947.7	32580.52	403920
2	Number of registered plastic manufacturing units	8	261	35	<p>Maharashtra has issued plastic notification 2018,where plastic carry bags,one time use plastic items and non-woven bags are banned.hence registration under PWM rules,2016 is not granted to the manufacturers.MPPCB has issued closure directions to 312 industries which were manufacturing banned plastic items</p>
3	Capacity of registered plastic manufacturing units (TPA)	NP	NP	NP	
4	Total number of ULBs	168	6	14	27-MCs, 234 - Municipal Corporations, 123-NPgar Panchayat,

4(a)	No of ULBs which have set-up of plastic waste management system as per Rule 6(2))? (including collection , segregation, Channelization & processing of plastic waste)	all 168	NP	NP	As per Urban development dept govt of maharashtra all the ULBs have been provided with requisite facilities for PWM in DPR sanctioned for solid waste mangement under swachh bharat abhiyan. ULBs in states are practicing collection,segregation,Channelization & processing of plastic waste
4(b)	Number of ULBs having facilities for Collection of Segregated waste	all 168	NP	14	
4(c)	Number of ULBs having Material Recovery facility	166	NP	1	
5	Total number of Gram Panchayat (GPs)	NP	NP	18	NP
5(a)	Number GPs which have set-up of plastic waste management system as per	NP	NP	6	NP

5(b)	Number of GPs having facilities for Collection of Segregated waste	NP	NP	NP	NP
5(c)	Number of GPs having Material Recovery facility	NP	NP	under process	NP
6	No. of registered Producers/brand owners/ importers as per Rules 9 & 13 of PWM Rules?	NP	NP	NP	NP
6(a)	Number of Producers/brand owners/ importers which have engaged with ULBs for PWM	NP	NP	NP	Implementation of EPR under consideration and it will be finalized by December, 2019
7	Number of ULBs which have set up system for plastic waste management with assistance of producers been set-up? Rule(6(3))?	NP	NP	NP	

8	Number of registered plastic waste recyclers	8	139	2	28
8(a)	Capacity of recyclers (TPA)	285.02 T/M	14886.63	600	10200T/M
9	Status of Utilization of plastic waste (Annual Report form VI pt.4)	Collected & Segregated plastic waste used in Recycling through the registered recyclers and Non-recyclable plastics are being stored separately and will be sold as alterNPte fuel and raw material to authorized Cement Plants for Co-processing	Door to door collection started by local bodies	1. 26279.38T baled RDF sent for Co-processing in cement Kilns 2. 6057.62T waste Recycled 3. 243.52 Tons of inert waste is disposed in sanitary landfill	Plastic recycling=use efficiency=55% of plastic waste generated i.e. 617 TPD plastic waste is being utilised.
10	Quantity of plastic Waste utilized in recycling (TPD)	NP	NP	6057.62 Tons	617TPD

10(a)	Quantity of plastic waste utilized in recycling Road Construction	Under process	NP	NP	Some of the Municipal council such as Vengurla, mahabaleshwar nagothne have constructed the roads by utilising plastic
10(b)	Quantity of waste Co-processed in Plastic Waste in Cement kilns	SOP regarding disposal is finalised	NP	19,249.46T baled RDF sent for Co-processing in cement Kilns	8420 tonnes(Report received from PROs during October 2018 to june 2019)
10(c)	Quantity of waste utilized in production of RDF	NP	NP		NP
10(d)	Quantity of plastic waste used in production of Waste to oil	NP	NP	NP	657 Tonnes (in FY2018-19)
10(e)	Quantity of plastic waste used in other purpose (please specify)	NP	NP	NP	NP

11	Whether State Level Advisory Committee is constituted or not? [Rule 16] If yes, details of number of meetings conducted in a year and implementation of suggestions of committee in the last two years.	Yes, committee has been formed by UAD. Meeting held on 05.09.2018 and 22.04.2019	SLAB constituted	NP	Env. Deptt GoM has constituted state level Advisory Committee vide G.R. dated 4.1.2017 and first meeting was held on 2.6.2017
12	No. of Registered Compostable plastic unit	NP	NP	NP	1
12(a)	Total Capacity of registered Compostable plastic unit	NP	NP	NP	NP

Sl.No.	ITEM	Manipur	Nagaland	Odisha	Punjab	Tamil Nadu
1	What is the quantity of plastic waste generated, (Annual Report form VI pt.2,6) (TPA)	12453.8	268.18	90138.98	119414.64	401091
2	Number of registered plastic manufacturing units	1	6	8	132	100
3	Capacity of registered plastic manufacturing units (TPA)	NP	NP	NP	NP	NP
4	Total number of ULBs	NP	3 municipal corporation	114	167	Municipalities -124 MCs - 12
4(a)	No of ULBs which have set-up of plastic waste management system as per Rule 6(2)? (including collection , segregation, Channelization & processing of plastic waste)	NP	NP	NP	NP	135
4(b)	Number of ULBs having facilities for Collection of Segregated waste	NP	NP	NP	NP	NP
4(c)	Number of ULBs having Material Recovery facility	NP	NP	NP	NP	NP

5	Total number of Gram Panchayat (GPs)	NP	29	NP	NP	528
5(a)	Number GPs which have set-up of plastic waste management system as per Rule 9	NP	NP	NP	NP	NP
5(b)	Number of GPs having facilities for Collection of Segregated waste	NP	NP	NP	NP	NP
5(c)	Number of GPs having Material Recovery facility	NP	NP	NP	NP	NP
6	No. of registered Producers/brand owners/ importers as per Rules 9 & 13 of PWM Rules?	NP	NP	NP	NP	NP
6(a)	Number of Producers/brand owners/ importers which have engaged with ULBs for PWM	NP	NP	NP	NP	NP
7	Number of ULBs which have set up system for plastic waste management with assistance of producers been set up? Rule(6(3))?	NP	NP	NP	NP	NP

8	Number of registered plastic waste recyclers	3	1	NP	57	98
8(a)	Capacity of recyclers (TPA)	Not Provided	NP	NP	Not provided	Not Provided
9	Status of Utilization of plastic waste (Annual Report form VI pt.4)	Not provided	i. Collected by rag pickers and sold to scrap dealers/Material Recovery Centre who in term sell to recyclers. ii. Polymer Bitumen road is also practiced in limited way using plastic waste.	Major ULBs have been instructed to send segregated plastic waste to ACC Ltd. Bargarh for Co-processing in cement kiln.	None of the ULB have submitted Action Plan for Plastic Waste Management. 3 No. ULBs (SBS NPgar, MoonPK, Amargarh) have started door to door segregation of solid waste and the segregated recyclable Plastic Waste channelized through rag pickers.	Plastic waste collected is segregated and low value plastic & MLP used for Road laying, recyclable plastic waste sold to recyclers and non-recyclable plastic waste disposed to cement industries for Co-processing. (Action Plan Submitted)
10	Quantity of plastic Waste utilized in recycling (TPD)	NP	NP		NP	46720 Tonns per year is propose to dispose

10(a)	Quantity of plastic waste utilized in recycling Road Construction	NP	NP	4.6MT is use	NP	4015 tonnes per year is proposed to dispose
10(b)	Quantity of waste Co-processed in Plastic Waste in Cement kilns	NP	NP	21.82mt is used 2018-19	NP	250TPD is proposed to be dispose
10(c)	Quantity of waste utilized in production of RDF	NP	NP	NP	NP	NP
10(d)	Quantity of plastic waste used in production of Waste to oil	NP	NP	CTE granted to hindalco industriesto poly crack convert of 0.5MT/day plastic to oil.	NP	NP
10(e)	Quantity of plastic waste used in other purpose (please specify)	NP	NP	NP	NP	250TPD is propose to dispose in pyrolysis plant
11	Whether State Level Advisory Committee is constituted or not? [Rule 16] If yes, details of number of meetings conducted in a year and implementation of suggestions of committee in the last two years.	NP	NP	NP	NP	NP

12	No. of Registered Compostable plastic unit	NP	0	0	0	1
12(a)	Total Capacity of registered Compostable plastic unit	NP	Nil	Nil	NP	NP

Sl.No.	ITEM	Uttarakhand	Kerala	Meghalaya	Andman and Nicobar	Tripura
1	What is the quantity of plastic waste generated, (Annual Report form VI pt.2,6)(TPA)	31093	133316	1263	1850	26.2
2	Number of registered plastic manufacturing units	57	1403	4	0	23
3	Capacity of registered plastic manufacturing units (TPA)	NP	NP	NP	NP	NP
4	Total number of ULBs	90	197	7	1	20
4(a)	No of ULBs which have set-up of plastic waste management system as per Rule 6(2))? (including collection , segregation, Channelization & processing of plastic waste)	NP	197	NP	NP	NP
4(b)	Number of ULBs having facilities for Collection of Segregated waste	NP	197	NP	NP	NP

4©	Number of ULBs having Material Recovery facility	NP	NP	NP	NP	NP
5	Total number of Gram Panchayat (GPs)	7542	941	NP	70	NP
5(a)	Number GPs which have set-up of plastic waste management system as per	NP	NP	NP	NP	NP
5(b)	Number of GPs having facilities for Collection of Segregated waste	NP	NP	NP	NP	NP
5©	Number of GPs having Material Recovery facility	NP	NP	NP	NP	NP
6	No. of registered Producers/brand owners/ importers as per Rules 9 & 13 of PWM Rules?	NP	NP	NP	NP	NP
6(a)	Number of Producers/brand owners/ importers which have engaged with ULBs for PWM	NP	NP	NP	NP	NP

7	Number of ULBs which have set up system for plastic waste management with assistance of producers been set-up? Rule(6(3))?	NP	NP		NP	NP	NP
8	Number of regisitered plastic waste recyclers	NP			0	0	2
8(a)	Capacity of recyclers (TPA)	NP		101		NA	NP
				1889.06	0		

9	Status of Utilization of plastic waste (Annual Report form VI pt.4)	The collected & segregated plastic is recycled through the 25 recyclers and got the profit of 75.5 Lakhs	Collection of details namely name, address and e-mail ID of producers/BOs/ from GST department Chart out programme schedule for the workshop	No information available	<ul style="list-style-type: none"> Marked separate space for storage Transportation of segregated plastic waste to disposal site 	ULBs collected & disposed as per PWM Rules (Action Plan Submitted)
10	Quantity of plastic Waste utilized in recycling (TPD)	NP	NP	NP	NA	NP
10(a)	Quantity of plastic waste utilized in recycling Road Construction	NP	574T is used	NP	1 tonn	NP

10(b)	Quantity of waste Co-processed in Plastic Waste in Cement kilns	NP	NP	NP	NP	NP
10(c)	Quantity of waste utilized in production of RDF	NP	NP	NP	NP	NP
10(d)	Quantity of plastic waste used in production of Waste to oil	NP	NP	NP	NP	NP
10(e)	Quantity of plastic waste used in other purpose (please specify)	NP	NP	NP	NP	NP
11	Whether State Level Advisory Committee is constituted or not? [Rule 16] If yes, details of number of meetings conducted in a year and implementation of suggestions of committee in the last two years.	yes, regular meeting of SLBAB were held on 14.05.2018,04.04.2018,10.10.2018,25.02.2019&13.06.2019	NP	Yes, 1 SLAB meeting on 27th june 2019	Yes ,5 SLAB meetings in 2018-19	Yes, 3 SLAB meeting on 04.07.2019,20.4.2019,26.06.2019

12	No. of Registered Compostable plastic unit	NP	NP		NP	NP	NA	NP
12(a)	Total Capacity of registered Compostable plastic unit	NP	NP		NP	NP	NA	NP

Sl.No.	ITEM	Telangana	M.P.	Puducherry	Delhi	Himanchal Pradesh
1	What is the quantity of plastic waste generated, (Annual Report form VI pt.2,6(TPA))	183014.65	72327.39	8433	224810	3672
2	Number of registered plastic manufacturing units	242	108	49	292	51
3	Capacity of registered plastic manufacturing units (TPA)	NP	NP	NP	NP	NP
4	Total number of ULBs	74	378	10	5	NA
4(a)	No of ULBs which have set-up of plastic waste management system as per Rule 6(2))? (including collection , segregation, Channelization & processing of plastic waste)	NP	189	NP	NP	NA
4(b)	Number of ULBs having facilities for Collection of Segregated waste	NP	189	NP	NP	NA

4©	Number of ULBs having Material Recovery facility	NP	178	NP	NP	NA
5	Total number of Gram Panchayat (GPs)	NP	NP	NP	NP	NA
5(a)	Number GPs which have set-up of plastic waste management system as	NP	NP	NP	NP	NA
5(b)	Number of GPs having facilities for Collection of Segregated waste	NP	NP	NP	NP	NA
5©	Number of GPs having Material Recovery facility	NP	NP	NP	NP	NA
6	No. of registered Producers/brand owners/ importers as per Rules 9 & 13 of PWM Rules?	NP	NP	NP	NP	NA
6(a)	Number of Producers/brand owners/ importers which have enengaged with ULBs for PWM	NP	NP	NP	NP	NA
7	Number of ULBs which have set up system for plastic waste management with assistance of producers been set –up? Rule(6(3))?	NP	NP	NP	NP	NA

8	Number of registered plastic waste recyclers	252	63	24	NP	10
8(a)	Capacity of recyclers (TPA)	NP	30237.2	NP	NP	NA
9	Status of Utilization of plastic waste (Annual Report form VI pt.4)	Door to door waste collection by ULBs. Segregated plastic waste utilized as i. 6.34 MT for road construction ii. 494 tons recycled iii. Warangal MC is sending 4-STPD of PW to Cement industries for Co-processing	<ul style="list-style-type: none"> 50% collection & segregation of PW will be occurred in all ULBs before 31/12/2019 100% collection & segregation of PW will be occurred in all ULBs before 31/12/2020 	i. M/s. Amcor India Pvt. Ltd., made 100mt. road utilizing plastic waste. ii. 272 MT MLP waste collected by M/s. Hindustan Unilever Ltd., Vadamangalam and sent for Co-processing in Dalma Cements	Door to Door waste collection from households. The collected waste sent to waste energy plant.	Door to Door waste collection from households & the collected waste utilized in waste to energy plant, Road construction & Co-processing units

10	Quantity of plastic Waste utilized in recycling (TPD)	12 TPD	NP	NP	NP	NP
10(a)	Quantity of plastic waste utilized in recycling Road Construction	6.34 MT	NP	NP	NP	NP
10(b)	Quantity of waste Co-processed in Plastic Waste in Cement kilns	4-5TPD	300 tonnes	NP	NP	NP
10(c)	Quantity of waste utilized in production of RDF	NP	NP	NP	NP	NP
10(d)	Quantity of plastic waste used in production of Waste to oil	NP	NP	NP	NP	NP
10(e)	Quantity of plastic waste used in other purpose (please specify)	NP	NP	NP	NP	NP

11	Whether State Level Advisory Committee is constituted or not? [Rule 16] If yes, details of number of meetings conducted in a year and implementation of suggestions of committee in the last two years.	Yes ,there is no meeting till now	Yes, 1 meeting in 2018-19	Yes, 2 meetings held in 2018-19	2 SLAB meetings	2 SLAB meeting
12	No. of Registered Compostable plastic unit	NP	NP	NP	NP	NP
12(a)	Total Capacity of registered Compostable plastic unit	NP	NP	NP	NP	NP

FORM-VI

Annexure-III

STATE-WISE STATUS OF IMPLEMENTATION OF PLASTIC WASTE MANAGEMENT RULES, 2018, ANNUAL REPORT FOR THE YEAR 2018-19

S. No.	Name of the SPCB or PCC	Estimated Plastic Waste generated on Annam (TPA)	Implementation of thickness on of bags (virgin/recycled) [Rule 4(c & d)]	Details of Plastic Waste Management Ex. Collection, Segregation & Disposal (Co-Processing, Road construction, etc.) Rules (5 & 6 & 9). (Attach Action Plan)	Partial/Complete ban on use of Plastic carry bags (through Executive Order)	No. of registered Manufacturing/Recycling Units (Rule 13)			No. of unregistered Recycling Units (in residential or unapproved areas) (Rule 13)	Status of Marking, Labelling on carry bags & Specify No. of units not complied (Rule 11)	No. of violations & action taken on non-compliance of provisions of PWM Rules, 2016, as amended, 2018 (Rule 12)	Status of submission of Annual Report by ULBs to SPCB/PCCs [Rule 17(2)]	Submission of Annual Report to CPCB [Rule 17(3)]
						Plastic Units	Composite Plastic Units	Multi-layered Plastic Units					
1	Andaman & Nicobar Islands	1850	Complete ban on plastic bags	Door to Door Waste collection from households by the authorized unorganized waste collectors. The segregated plastic waste is used in recycling & road construction.	Complete ban on plastic bags through Gazette Notification No.202, dated: 02.08.2015	No plastic manufacturing & recycling units			Nil	Complete ban on plastic bags	Nil	One Municipal Authority and 70 Gram Panchayats	Submitted
2	Andhra Pradesh	66314	Complied with the Rule	The ULBs are collecting and segregating the plastic waste and sent to recyclers. The non-recyclable plastic waste sent to Cement plants and partly for Road constructions.	Partial Ban Tadipatri, Vijayawada, Tirupati & Bobbili have imposed Partial ban on plastic carry bags irrespective of their thickness	86 (80 Produce & 6 Recycle rs)	Nil	Nil	Nil	Details not furnished. However, Labelling is observed on carry bags.	172 tons of plastic carry bags were seized and Rs. 83.88 lakhs of fines was collected from defaulters.	Furnished by all ULBs and Census Towns	Submitted
3.	Arunachal Pradesh	3787.37	Not Provided	Not Provided	Partial ban Use of plastic carry bags banned in East Siang, tawang, Leparada Changiang, Kameng & Tirap districts	Nil	Nil	Nil	Nil	Not Applicable. There are no manufacturer of plastic bags and multi-layered packagings in the State	Nil	34/34	Submitted

1	2	3	4	5	6			7	8	9	10	11
4. Assam	32277.87	Implemented	Non – Recyclable plastic waste utilized in Road construction on a pilot project. Efforts are being made to dispose Non – Recyclable plastic waste in Cement Kilns.	Ban on single use plastic items including plastic carrybags irrespective of thickness. Notification No. ENG.1/2019/17 Dated: 29.04.2019	13	0	4	1 (application under process)	Implemented	Nil	66/101	Submitted
5. Bihar	68903.328	Information provided in 5 th column	Door to Door waste collection	Complete Ban on plastic bags irrespective of thickness. vide Gazette Notification No.943, dated: 24.10.2018 (Urban Area), 1043 Dt.11.12.2018 (Rural Area)	Nil	Nil	Nil	225 Producers, 203 Brand Owners & 36 Recyclers	Production of Carry bag is completely banned in the State.	Proposed direction issued to violators Recyclers – 36, Producers - 225 & Brand Owners - 203	142 ULBs	Submitted
6. Chandigarh	11715.4	Complete Ban on plastic carry bags	Door to door Waste collection from households and collected waste is used at RDF processing plant	Complete Ban on plastic carry bags vide Notification No. ED/2008/684 Dt. 30.07.2008 Compostable carry bags are allowed. Further, There is prohibition on use of plastic/non-woven plastic carry bags, plastic plates, glasses & other allied items.	07 Nos. Recycling Units	Nil	Nil	Nil	There is no plastic manufacturing units	808 challians have been issued against violations	1	Submitted
7. Chhattisgarh	6000	Complete ban on Plastic carry bags	Collected & Segregated plastic waste used in Recycling through the registered recyclers and Non-recyclable plastics are being stored separately and will be sold as alternate fuel and raw material to authorized Cement Plants for Co-processing	Complete Ban on plastic carry bags, Vide Notification dated: 27.09.2017	16 (Producers-8, Recyclers-8)	Nil	Nil	Not Provided	NA	i. Directions issued for imposition of fine for open burning of Solid & plastic waste. ii. Total Rs. 9,71,961/- fine has been collected and 2553 nos. of Court cases have been filed against violators of Rules	168	Submitted
8. Daman, Diu & Dadra Nagar Haveli	1947.7	Complete ban on all kinds of plastic bags	Not Provided	Complete ban on all kinds of plastic bags	261	NP	NP	Not provided	Complete ban on all kinds of plastic bags	Notice of Direction has been issued to plastic units: 613 units in Daman and 102 units in D.N.H	6	Submitted

1	2	3	4	5	6			7	8	9	10	11
9. Delhi	224810	Not provided	Door to Door waste collection from households. The collected waste sent to waste energy plant.	Not provided	18 Plastic/ Multilayer Units	Nil	Nil	Not Provided	Not Provided	1. EC of Rs. 50000/- was imposed on 22 Units each which were engaged in manufacturing of plastic products of thickness <50 microns 2. EC of Rs. 50000/- was imposed on 243 Units each which were engaged in burning/dumping of plastic waste in Bhawana & Narela industrial area. 3. 28656 Kgs of banned plastic carry bags/sheets made of thickness less than 50 microns were seized. 4. Show cause notices have been issued to 1691 units on 24.06.2019	5	Submitted
10. Goa	32580.52	Implemented	1. 26279.38T baled RDF sent for Co-processing in cement Kilns 2. 6057.62T waste Recycled 3. 243.52 Tons of inert waste is disposed in sanitary landfill	Not banned	34	Nil	1	Nil	Not Provided	290 Cases has been booked and an amount of Rs. 210050 has been collected.	Complied	Submitted
11. Gujarat	356873	Direction issued: 32 U/s 5 of EPA	86553.62 MT of plastic waste has been used for co-processing in cement plants	Partial Ban (ban in Gandhinagar city vide Notification No. VN(14)/ENV-10-2008-2100-E, Dated: 28.06.2011)	1002	4	10	Nil	In case of violation Board & Local Body take necessary actions against violating units	Overall action taken under PWM Rules, 2016 (Period from 01/04/2018 to 31/03/2019) SCN issued: 68 Direction issued : 32	161/162 Municipalities and 7/8 Municipal Corporations have submitted	Submitted
12. Haryana	68735.26	Complete Ban on usage of plastic carry bags	Door to Door waste collection and segregation through the private bodies. Municipal Corporation Sonepat framing a proposal in near future to use of plastic waste in road construction.	Complete Ban on usage of plastic carry bags as per order of Govt. of Haryana Urban Local Body Dept. dated: 20.08.2013	Nil	Nil	59	Nil	There is no Plastic carry bag manufacturing unit in the State	No. of challans = 3428 and total amount collected = Rs. 2369700/-	Submitted by ULBD	Submitted

1	2	3	4	5	6			7	8	9	10	11
13. Himachal Pradesh	3672	Complete ban on usage of plastic carry bags	Door to Door waste collection from households & the collected waste utilized in waste to energy plant, Road construction & Co-processing units.	Complete ban on usage of plastic carrybags in the entire State	Not provided	Not provided	8	Not provided	NA	Not provided	9 ULBs	Submitted
14. Jammu & Kashmir	34367.37	Rule 4(c) is implemented & ban has been imposed on <50micron plastic products	Rule 5 is being followed. Rule 6 to be implemented yet, action plan is being submitted separately for J&K State by Housing & Urban Development Dept.	Not Banned	275	Nil	28 in Jammu	72	Implementation of Rule 11 is being done	214.98MT polythene less than 50 microns in thickness have been seized. Three Units are black listed and closed down for manufacturing of plastic bags < 50microns	80/80 ULBs have submitted the annual report	Submitted
15. Jharkhand	51454.53	Total ban on carry bags	Concessionaires have been appointed in 22 ULBs for implementation of SWM. Segregation of waste has been initiated in almost all ULBs. Reverse Vending machine has been installed at Ranchi, Dhanbad & Jamshedpur cities for recycling of plastic bottles as pilot project. In Chas & Jamshedpur plastic has been used for Road construction, Co-processing in Cement plant.	Complete Ban on plastic carry bags vide Notification Letter No. 3900, dated- 15.09.2017	59	Not provided	Not provided	Nil	NA	793 violations were registered, more than 10548.5 Kg plastic carry bags were seized from traders and fine of Rs. 2,370570 has been imposed on them	42	Submitted
16. Karnataka aka	272776	Information provided in 5 th column	Informal waste pickers are engaged in door to door waste collection system & collected plastic waste is utilized as: i. 25500 T for Co-processing units in cement industries, ii. 47500T in recycling.	Complete ban on manufacture, use and sale of carry bags vide Notification No. FEE17EPC2012, Dated: 11.03.2016	95	Nil	Nil	43	Not Applicable since manufacture, use of carrybags is banned	Violations have registered, 1667 Tons of banned plastic products seized & the fine amount ₹7448669/- was collected from the defaulters.	279/279	Submitted
17. Kerala	133316	Complied	Resource Recovery facility - 117 Material Collection facility - 513	Partial Ban Ban in Sabarimala, Pamba Pilgrim area Notification dated: 8/11/2018 & Erumeli, Notification dated: 02.11.2015	1403	Nil	Nil	Nil	Complied	Nil	197	Submitted

1	2	3	4	5	6			7	8	9	10	11
18. Lakshadweep	148	Information provided in 5 th column	Door to door waste collection & the segregated waste sent to Kochi for recycling	Complete ban on import & use of polythene & plastic material for packing carrying of consumer goods	Nil	Nil	Nil	Nil	Not Applicable	Nil	1	Submitted
19. Madhya Pradesh	72327.39	Information provided in 5 th column	Collected plastic waste is utilized as: i. 52559 MT, Recycled, ii. 18283 MT in Co-processing, iii. 1222.5in road construction & RDFs	Complete ban on the plastic carry bags in the entire State vide Notification No. F-5-2015-18-5, dated 24.05.2017	108 (Manufacturers-45 Recyclers-63)	0	31 MLP	0	Complete ban on the plastic carry bags in the entire State vide Notification No. F-5-2015-18-5, dated 24.05.2017	51.62 MT of polythene seized and penalty collected Rs. 43 Lakhs	274/378	Submitted
20. Maharashtra	409630	Complete Ban on plastic carry bags irrespective of size and thickness	Plastic waste collection efficiency = 67%	Complete ban on certain plastic products like i. Plastic bags with or without handle irrespective of size and thickness ii. Single Use disposable items like cups, plates, straws, spoons etc. iii. Non-woven Polypropylene bags. Maharashtra Plastic and Thermocol Products Notification, 2018 dated: 23.03.2018 and amendment dated 11.04.2018, 30.06.2018 & 14.06.2019	276	1	11	162 (143 producers & 19 recyclers) units have neither registered with MPCB, nor applied for registration	Complied with the PWM Rules	i. MPCB has issued directions to leading Brandowners using MLP and PET bottles, ii. Issued closure directions to 312 plastic manufacturing units. iii. Collected fine of Rs. 4.1 Cr. iv. Around 1180 tons of banned plastic items have been seized	366/384	submitted
21. Manipur	12453.8	Implemented in the State as per Rules	Not Provided	Not Banned However, State Govt. of Manipur imposed complete ban on usage of plastic carry bags, plastic sheets, wrapping sheets made by recycled material vide Notification no. 56/38/99-For&Envl, dated: 12.09.2017	4 [1-Unit Mfg. of carry bag from virgin Raw material & 3-partial recycling units. (Waste collection centres)]	Not provided	Not provided	Nil	M/s. Lone plastic carry bag manufacturer started marking, labelling on carry bags as per the Rules	Not Provided	Not Provided	Submitted

1	2	3	4	5	6			7	8	9	10	11
22. Meghalaya	1263	Inf. Provided in 5 th Column	i. The waste is collected as municipal waste into dry & wet waste. The plastic waste is segregated from the dry waste at the dumpsite and collected for compaction and bailing. ii. 1 Km road was constructed in Nongknyieng village, in west Khasi Hills by using plastic waste.	Not banned Use & sale of plastic bags <50 microns has been prohibited	4	Nil	Nil	Nil	Complied with Rules	Not Provided	7	Submitted
23. Mizoram	13.306	Not Provided	i. Action Plan for implementation of the Rules, 2016-prepared by the AMC. ii. The MPCB has been pursuing the state PWD and the AMC for utilization of plastic waste for Road construction. iii. Collection centres for Plastic waste have been established in Urban towns & Rural areas. iv. NGOs (YMA) & village Councils (Panchayats) are mobilized thus taking active part in PWM.	Partial Ban. 1. Ban on plastic carry bags wef. 01.08.2019 by the Aizwal MC. 2. Govt. has imposed prohibition on distribution or placing of packaged drinking water made of plastics in all official meetings or gatherings w.e.f. 20.05.2019	Nil	Nil	2	Nil	There are no plastic manufacturers	Nil	1 MC	Submitted
24. Nagaland	268.18	Information provided in 5 th column	i. Collected by rag pickers and sold to scrap dealers/Material Recovery Centre who in turn sell to recyclers. ii. Polymer Bitumen road is also practiced in limited way using plastic waste.	Complete Ban Govt. Of Nagaland imposed complete ban on plastic carry bags irrespective of thickness, Notification dated: 17.06.2019	6	Nil	Nil	Nil	Yes Labelling is done.	Nil	There are 3 MB & 6 Town councils.	Submitted

1	2	3	4	5	6			7	8	9	10	11
25. Odisha	90138.98	<ul style="list-style-type: none"> Government of Odisha prohibited use of polythene sheets of less than 50 microns thickness for storing, transporting, dispensing or packaging of any articles, commodity or food items, use, manufacturing, stocking & recycling of carry bags in the State. Further, Polythene carry bags thickness of any shape and size has been banned in 5MCs and in holy city of Puri. 	Major ULBs have been instructed to send segregated plastic waste to ACC Ltd. Bargarh for Co-processing in cement kiln.	Partial Ban Forest & Environment Dept. has also issued specific directions vide order no. 21103 dated: 29.09.2018 to restrict the use of certain types of plastic products i. polythene carry bags irrespective of thickness, ii. bottles of less than 200ml, iii. Single use disposable cutleries made up of thermocol or plastic such as dish, spoon, cup, plate, glass, fork, bowl, pouch, to store liquid and container, etc. excepting for packing & selling of milk products) within Six MCs /Municipality limits of Bhubaneswar, Cuttack, Berhampur, Rourkela, Sambalpur and Puri w.e.f. 02.10.2018	8	Nil	Nil	Nil	Not Provided	Not Provided	114/114 ULBS	Submitted
26. Punjab	119414.64	State Government has imposed complete ban on sale, recycling, use, manufacturing, stocking & recycling of carry bags in the State w.e.f. 01.04.2016	None of the ULB have submitted Action Plan for Plastic Waste Management. 3 No. ULBs (SBS Nagar, Moonak, Amargarh) have started door to door segregation of solid waste and the segregated recyclable Plastic Waste channelized through rag pickers.	Complete ban on plastic carry bags issued by Dept of Local Govt. vide notification no. 5/18/2016-41g/4692717/1 Dated: 18.02.2016 and Dept. Rural Development & Panchayat, Punjab vide notification no. S.O.438/P.A.9/1994/S30 /2016 dated: 29.03.2016	129	0	3	16	Complete ban on Plastic carry bags manufacturing & there are 3 MLP Manufacturing units are complied with the Rules.	Show-cause notices issued to 287 plastic units for obtaining registration under PWM Rules, 2016	167	Submitted

1	2	3	4	5	6			7	8	9	10	11
27. Puducherry	8433	Information provided in 5 th column	i. M/s. Amcor India Pvt. Ltd., made 100mt. road utilizing plastic waste. ii. 272 MT MLP waste collected by M/s. Hindustan Unilever Ltd., Vadamangalam and sent for Co-processing in Dalmia Cements	Complete ban on single use plastics with effect from 02.08.2019	49	Nil	4	42	Being carried out and also direction has been issued to the industries.	<ul style="list-style-type: none"> Inspections were carried out and seized 8 bundles of plastic carry bags from three major stockists. Closure direction issued to 3 plastic manufacturing units with disconnection of power violation of provisions of PWM Rules, and one unit was revoked. 	5/10	Submitted
28. Rajasthan	104704.383	Complete Ban on mfg., storage, import, sell or transport of plastic carry bags vide notification Dt. 21/07/2010	Door to door waste collection by the Local Bodies and making efforts to segregate the waste.	Complete Ban on manufacture, storage, import sell or transport of plastic carry bags vide notification Dt. 21/07/2010	2	Nil	7	Nil	Not Applicable. Complete Ban on manufacture, storage, import sell or transport of plastic carry bags vide notification Dt. 21/07/2010	Nil	19/1/191	Submitted
29. Sikkim	5.66	Information provided in 5 th column	Not Provided	Complete ban on plastic carry bags. Vide Notification GOS/UD&HD97-98/6(85) Dated:04.06.1998	Nil	Nil	Nil	Nil	Not Provided	Not Provided	7/7	Submitted
30. Tamil Nadu	401091	TN Govt. in G.O (MS). No. 84 dated: 25.06.2018, notified ban on manufacture, store, supply, transport, sale or distribute of use and throwaway Plastics irrespective of thickness including plastic carry bags. w.e.f. 01.012019	Plastic waste collected is segregated and low value plastic & MLP used for Road laying, recyclable plastic waste sold to recyclers and non-recyclable plastic waste disposed to cement industries for Co-processing. (Action Plan Submitted)	TN Govt. in G.O. (MS). No. 84 dated: 25.06.2018, notified ban on manufacture, store, supply, transport, sale or distribute of use and throwaway Plastics irrespective of thickness including plastic carry bags. w.e.f. 01.012019	189	1	8	280 plastic recycling units have not obtained Registration from TNPCB	Complete Ban	<ul style="list-style-type: none"> Issued closure direction and disconnection of power supply to 6 fake compostable carry bag units. Directions issued to all CPCB certified Manufacturers/Sellers (21 nos.) of Compostable plastic so as to obtain Registration as per Rules, furnish details of suppliers/brand owners compostable carry bags are sold, to provide QR code/bar coding facility so as to prevent fake compostable carry bags, etc. Directions issued to 280 plastic recycling units so as to obtain Registration. 	MCs-12, Municipalities - 124 & Town Panchayats - 528	Submitted

1	2	3	4	5	6			7	8	9	10	11
31. Telangan a	183014.65	Information provided in 5 th column	Door to door waste collection by ULBs. Segregated plastic waste utilized as i.6.34 MT for road construction ii.494 tons recycled iii. Warangal MC is sending 4-5TPD of PW to Cement Industries for Co-processing.	Ban on < 50 micron thickness plastic carry bags	242	Nil	2	Nil	Marking is being carried out on the carry bags	Collected fine of Rs. 10.42 Lakhs and cumulative fines collected from violators as on date 45.31 lakhs	74/74	Submitted
32. Tripura	26.2	Information provided in 5 th column	20 ULBs collected & disposed as per PWM Rules (Action Plan Submitted)	Complete Ban on all kinds of plastic carrybags, vide Notification No. F. 8(30)/DSTE/ENV/Pt-II/1679-97, dated: 10.03.2015. A Notification has been issued for enhancing monetary penalty for use, sell, store and import of banned plastic carry bags vide Notification No.F. 8(30)/DSTE/ENV /Pt-III/3890-3908, dated: 01.06.2018.	23	Nil	Nil	Nil	Not yet started	TSPCB conducted raids and collected Rs.2.43,700/- as penalty for use, sell and import of banned plastic carry bags.	20	Submitted
33. Uttara khand	31093	Information provided in 5 th column	The collected & segregated plastic is recycled through the 25 recyclers and got the profit of 75.5 Lakhs	Complete ban on sale, use & storage of Plastic carrybags, plates, glasses, cups & packaging items, vide Notification No. 88/x-3-17-13(11)/2001, Dated: 25.01.2017	30	Not Provided	27	Not Provided	Not Provided	i. Board has issued direction to all District Magistrates for compliance of PWM Rules, 2016 ii. Rs. 110.53 Lakhs collected from defaulters. iii. Rs. 24.08 Lakhs has been collected for violation of anti-littering and spitting Act, 2016	ULBs – 90, Village Panchayat - 7542	Submitted

1	2	3	4	5	6			7	8	9	10	11
34. Uttar Pradesh	254401.8	Information provided in 5 th column	Plastic waste is utilized as i. 21.37MT in Cement Industries for Co-processing. ii. M/s. Uflex Ltd. (6TPD) is using the Non-Recyclable Plastic Waste for the production of fuel, carbon black & gas. iii. Waste to Oil generation plant (3TPD) is installed in Jhansi. iv. M/s. GPL Polyfills has recycled 78625.7MT of PET Bottles for the production of fibres during the year 18-19 v. M/s. Reliance Industries Ltd. has recycled 14941MT of PET Bottles for the production of Raw Material during the year 2018-19 vi. The use of Plastic Waste for Road construction has been started.	Complete ban on Manufacture, sale, use, storage, transport, import & export of all kinds of disposable Plastic carrybags, plates, glasses, cups, spoons, tumblers, etc. made up of plastic or thermocol disposable after one-time use in Nagar Panchayat, Nagar Palika, nagar Nigam or industrial township of the State constituted under Article 243Q by Vide Notification No. 1056/9-7-18-29(Lucknow)18, dt. 15.07.2018	56	1	77	23	Carry bags are prohibited in the State of UP vide Notification no. 1056/9-7-18-29(Lucknow) 18, dated: 15.07.2018	i. Around 106 tons of banned items have been confiscated and fine of Rs. 2.47 Cr has been imposed on Defaulters. ii. Issued closure orders to 23 unregistered plastic manufacturing units. iii. Show-cause notices issued to 208 Brandowners for compliance of Rule 9(EPR). v. State Govt. has developed an Online Portal for monitoring of various Environmental Laws including PWM Rules, 2018.	652 local bodies	Submitted
35. West Bengal	300236.12 (Assumpti on an average 6% of Plastic waste in MSW as per CPCB 60 Cities waste generation report)	Not Provided	Polymer Bitumen roads have been constructed by some ULBs like Kalyani, Chandernagore, Ashokenagar, Kalyangarh & New Kolkata development Authority	Partial Ban Several Orders restricting use & sale of plastic carry bags in ecologically fragile areas and in certain heritage & tourist spots had been issued by WBPCB & GoWB. Further draft Notification regarding restriction on use of single use plastics items has been finalized and will be notified shortly.	84	0	5	Not Provided	Guidelines have been issued to the Stake holders regarding this issue.	Nil	Municipalities – 125 & Gram Panchayat - 3354	Submitted

Note:

- i. Total Plastic Waste Generation = 3360043 TPA
- ii. Registered Plastic Manufacturing/Recycling units = 4773 (Including Compostable units = 7)
- iii. Unregistered Plastic Manufacturing/Recycling units = 1084

FORMAT

Serial	No	ITEM	Current Status	Desirable levels	Gap between the Current Status and Desirable level	Timeline
1	a	What is the quantity of plastic waste generated, (Annual Report form VI pt.2,6)(TPD)				
2	a	Number of registered plastic manufacturing units				
	b	Capacity of registered plastic manufacturing units (TPD)				
3	a	Percentage of ULBs which have set-up of plastic waste management system as per Rule 6(2))? (including collection , segregation, Channelization & processing of plastic waste)				
	b	Percentage of ULBs having facilities for Collection of Segregated waste				
	c	Percentage of ULBs Material Recovery facility				
4	a	Percentage of Gram Panchayat GPs which have set-up of plastic waste management system as per Rule7?				
	b	Percentage of GPs having facilities for Collection of Segregated waste				
	c	Percentage of GPs having Material Recovery facility				
5	a	No. of registered Producers/brand owners/ importers as per Rules 9 & 13 of PWM Rules?				
	b	Percentage of Producers/brand owners/ importers which have enngaged with ULBs for PWM				
	c	Percentage of ULBs which have set up system for plastic waste management with assistance of producers been set -up? Rule(6(3))?				
6	a	Number of regisitered plastic waste recyclers				
	b	Capacity of recyclers (TPD)				
7	a	Status of Utilization of plastic waste (Annual Report form VI pt.4)				
	b	Quantity of plastic Waste utilized in recycling (TPD)				
	c	Quantity of plastic waste utilized in recycling Road Construction				
	d	Quantity of waste Co-processed in Plastic Waste in Cement kilns				
	e	Quantity of waste utilized in production of RDF				
	f	Quantity of plastic waste used in production of Waste to oil				
	g	Quantity of plastic waste used in other purpose (please specify)				
8	a	No. of Units regisetred manufacturing compostable plastic				
	b	Total Capacity of Units manufacturing composatble plastic				

Serial	No	ITEM	Current Status	Desirable levels	Gap between the Current Status and Desirable level	Timeline
9	a	No. of unregistered plastic manufacturing or recycling units. (Annual Report format pt.7)				
10	a	Whether local bodies have framed bye-laws [Rule 6(4)]?				
11	a	Whether plastic carry bags & plastic sheet of thickness < 50 micron banned or not [Rule4(c)]?				
12	a	Has complete ban on plastic carry bags been imposed? (Annual Report format pt. 3)				
13	a	Status of action taken on non-compliance of PWM Rules(Annual Report format pt.9)				
14	a	Status of marking & labelling on plastic carrybags & multi layered packaging.(Rule11)				
15	a	Whether State Level Advisory Committee is constituted or not? [Rule 16] If yes, details of number of meetings conducted in a year and implementation of suggestions of committee in the last two years.				
16	a	Status of phasing out of manufacture and use of multi-layered plastic which is non - recyclable or non - energy recoverable or with no alternate use of plastic in two years' time [Rule 9-3]				

Item No.09

Court No. 1

**BEFORE THE NATIONAL GREEN TRIBUNAL
PRINCIPAL BENCH, NEW DELHI**

Execution Application No. 13/2019

IN

Original Application No. 247/2017

Central Pollution Control Board

Applicant(s)

Versus

State of Andaman & Nicobar & Ors.

Respondent(s)

Date of hearing: 22.07.2019

(Status Report on implementation of Plastic Waste Management
Rules, 2018, E.A. No. 13/2019 in O.A. No. 247/2017)

CORAM:

**HON'BLE MR. JUSTICE ADARSH KUMAR GOEL, CHAIRPERSON
HON'BLE MR. JUSTICE S.P. WANGDI, JUDICIAL MEMBER
HON'BLE MR. JUSTICE K. RAMAKRISHNAN, JUDICIAL MEMBER
HON'BLE DR. NAGIN NANDA, EXPERT MEMBER**

For Applicant(s):

Mr. Rajkumar, Advocate for CPCB

For Respondent (s):

Mr. Shubham Bhalla, Advocate for Chhattisgarh
Mr. Bibhash Kr. Sharma and Mrs. Asha Nayar
Basu, Advocates for WBPCB
Mr. Narender Pal Singh, Advocate for DPCC
Mr. Pradeep Misra, Advocate for UPPCB
Mr. Rahul Khurana, Advocate for Haryana and
HSPCB
Mr. Siddhesh Kotwal, Ms. Bansuri Swaraj and
Mr. Arshiya Ghosh, Advocates for State of
Mizoram
Mr. Shuvodeep Roy and Mr. Vinayak Gupta,
Advocates for State of Assam
Mr. Leishangthem Roshmani Kh. And Ms.
Anupama Ngangom, Advocates for State of
Manipur
Ms. K. Enatoli Sema, Advocate for State of
Nagaland and State PCB
Mr. Avijit Roy, Advocate for Assam Pollution
Control Board
Mr. G. Indira and Mr. K.V. Jagdishavaran,
Advocates for Anandman and Nicobar
Administration

Ms. Sharmishtha Shukla, Advocate for
Arunachal PCB
Mr. Neginder Benipal, Advocate for State of
Punjab
Mr. Jai Dehadrai and Mr. S.S. Rebello, Advocates
for Goa State PCB
Ms. Ruchira Gupta, Advocate for Goa State
Urban Development Municipal Administration
Ms. Gayatri Gulati and Mr. TVS Raghavendra
Sreyas, Advocates for Andhra Pradesh Pollution
Control Board
Mr. Dhananjay Baijal, Advocate for Telangana
State PCB
Mr. Soumyajit Pani and Mr. Chittranjan Singh,
Advocates for State of Odisha

ORDER

1. The issue for consideration is the implementation of Plastic Waste Management Rules, 2016 (PWM Rules) and directions issued by the CPCB on 30.06.2016 to implement the thickness norms for carry bags, constitution of squads for vigilance, preventing littering of plastic waste in public, submission of annual reports and action plan for management, quantification and characterization in every city/town of all the States/UTs.
2. On 12.03.2019, we noted the stand of the CPCB that States are not furnishing information and not taking steps to take preventive and regulatory measures envisaged under the PWM Rules. Though, ban was imposed on the use of plastic carry bags etc. in many States, the same was not enforced. Burning of plastic waste was continuing, apart from littering of plastic waste on railway tracks, bus stations etc.

3. Accordingly, the Tribunal directed the States/UTs to ensure compliance of the PWM Rules requiring furnishing of reports as well as taking other steps. In default, the defaulting States were to be required to pay compensation @ Rs. 1 Crore per month after 01.05.2019. CPCB was to furnish status of compliance.
4. As per report of the CPCB filed on 30.05.2019, annual reports have not been submitted by States of Haryana, Jharkhand, Lakshadweep and Mizoram till 30.04.2019.
5. Following further observations/recommendations have been made by the CPCB in its report:-

"2.4 Details of Plastic Waste Management as per Provisions 5, 6 and 9 of PWM Rules, 2016, as amended, 2018:

- a. Seven (7) States/UTs namely; Bihar, Daman Diu and Dadra Nagar Haveli, J&K, Maharashtra, Manipur, Sikkim and Uttarakhand have not submitted the details in the matter.
- b. Ten (10) States/UTs namely Andhra Pradesh, Chhattisgarh, Gujarat, Himachal Pradesh, Karnataka, Madhya Pradesh, Meghalaya, Odisha, Rajasthan and Tamil Nadu are sending the collected plastic waste to cement plants for co-processing.
- c. 12 States/UTs namely Andhra Pradesh, Assam, Himachal Pradesh, Karnataka, Kerala, Madhya Pradesh, Orissa, Nagaland, Tamil Nadu, Telangana, Puducherry and West Bengal are using plastic waste for polymer bitumen road construction.
- d. Further, some of the States/UTs namely Chandigarh, Delhi, Karnataka & Madhya Pradesh are using the plastic waste for waste to energy and oil production.

2.5 Complete/Partial Ban on carry

bags/products:- 18 States/UTs have imposed complete ban on plastic carry bags/products. Besides 5 States namely Andhra Pradesh, Gujarat, Jammu & Kashmir, Kerala and West Bengal have imposed the partial ban on plastic carry bags/products at religious/historical places. Further, 7 States/UTs namely Assam, Bihar, Goa, Manipur, Meghalaya, Puducherry & Telangana have not imposed the ban on plastic carry bags/products. Odisha has not provided any details in this regard.

2.8 Status of marking & labelling on carry

bags/products: As per provision '11' of PWM Rules, 2016, as amended, 2018, proper marking & labelling on carrybags/products by the producers & Brand owners. There are 18 States/UTs which have complied with Rule and 2 States/UTs namely Bihar & Uttar Pradesh which have partially complied with the Rules. Besides, there are 10 States/UTs which have not provided the information in this regard. Further, there is no plastic manufacturing in unit Chandigarh.

2.9 No. of violations & action taken on non-compliance of Rules:

As per provision '12' of PWM Rules, 2016, as amended, 2018, "the prescribed Authorities for implementation of Rules", 16 States/UTs have imposed fine, issued notices & closure directions to the defaulters in their respective State/UT. These are namely Chandigarh, Daman Diu Dadra & Nagar Haveli (DDDNH), Delhi, Gujarat, Himachal Pradesh, Jammu & Kashmir, Karnataka, Kerala, Madhya Pradesh, Maharashtra, Manipur, Punjab, Puducherry, Tamil Nadu, Telangana & Tripura. Further, there are no violations in 10 States/UTs. 5 States/UTs namely Andaman & Nicobar Islands, Arunachal Pradesh, Sikkim, Uttar Pradesh and Uttarakhand have not submitted the information in this regard.



2.10 Status of submission of AR by ULBs to SPCBs/PCCs: Most of the Urban Local Bodies have failed to submit the information to SPCBs/PCCs. The list of no. of ULBs have submitted and not submitted is given in the below table:

S. No.	Name of the SPCB/ PCC	Submission of AR by ULBs to SPCBs/PCCs	
		No. of ULBs submitted	No. of ULBs no submitted
1.	Bihar	3	138
2.	Delhi	3	5
3.	J&K	20	80
4.	Kerala	30	63
5.	Madhya Pradesh	106	272
6.	Maharashtra	1	240
7.	Odisha	25	89
8.	Puducherry	5	5
9.	Uttar Pradesh	Not provided	653
10.	Uttarakhand	Not provided	101

3. Recommendations:

1. SPCBs/PCCs shall ensure that Annual Report on implementation of PWM Rules, 2016, as amended, 2018 is complete in all respect as per Form-VI and submitted timely to CPCB i.e. on 31st July each year along with Action plan.
2. SPCBs/PCCs should direct to UDDs to ensure setting-up of collection, source segregation & disposal system for plastic waste.
3. SPCBs/PCCs shall provide the details such as quantification, characterization & disposal methods of plastic waste. The details of disposed plastic waste should be provided to CPCB.
4. SPCBs/PCCs should also ensure that no unregistered plastic manufacturing/recycling units is in operation & no unit is running in nonconforming/ residential areas. Besides, it is also to be ensured that plastic carrybags /films <50microns thickness

should not be manufactured, stocked, sold and used in cities/towns.

5. SPCBs/PCCs, UDDs shall ensure to promote compostable carry bags certified by CPCB.
6. SPCBs/PCCs and Municipalities should constitute squad to check illegal manufacturing, stocking, sale of <50microns thickness plastic carry bags and uncertified compostable carry bags/products in the market.
7. SPCBs/PCCs and UDDs to ensure prohibit litter of plastic waste at historical, religious, public places and dumping of plastic waste on drains, river, banks & sea beaches is prohibited.
8. SPCBs/PCCs and UDDs to prohibit ensure open burning of plastic waste

3.0 Action Plan:

The Action Plan for plastic Waste Management Rules has been submitted by 12 States/UTs namely Chhattisgarh, Delhi, Himachal Pradesh, Kerala, Madhya Pradesh, Meghalaya, Punjab, Telangana, Tripura and Andaman & Nicobar Islands, Daman Diu & Dadra Nagar Haveli and Puducherry."

6. The concerned States/ UTs may now take further action meeting the gaps pointed out above as per the timeline laid down under the PWM Rules. The CPCB may monitor the same and furnish its further status report by 30.09.2019 by e-mail at judicial-ngt@gov.in The recovery of compensation for the delay in compliance timeline will be considered on the next date.

List again on 16.10.2019.

Adarsh Kumar Goel, CP

S.P. Wangdi, JM

K. Ramakrishnan, JM

Dr. Nagin Nanda, EM

July 22, 2019
Execution Application No. 13/2019
IN Original Application No. 247/2017
A

