



# Central Pollution Control Board

Air Quality Status for Delhi & NCR

Dated – November 29, 2022



## Current Air Quality Status:

### Air Quality Index (AQI) (Average of past 24 hours)

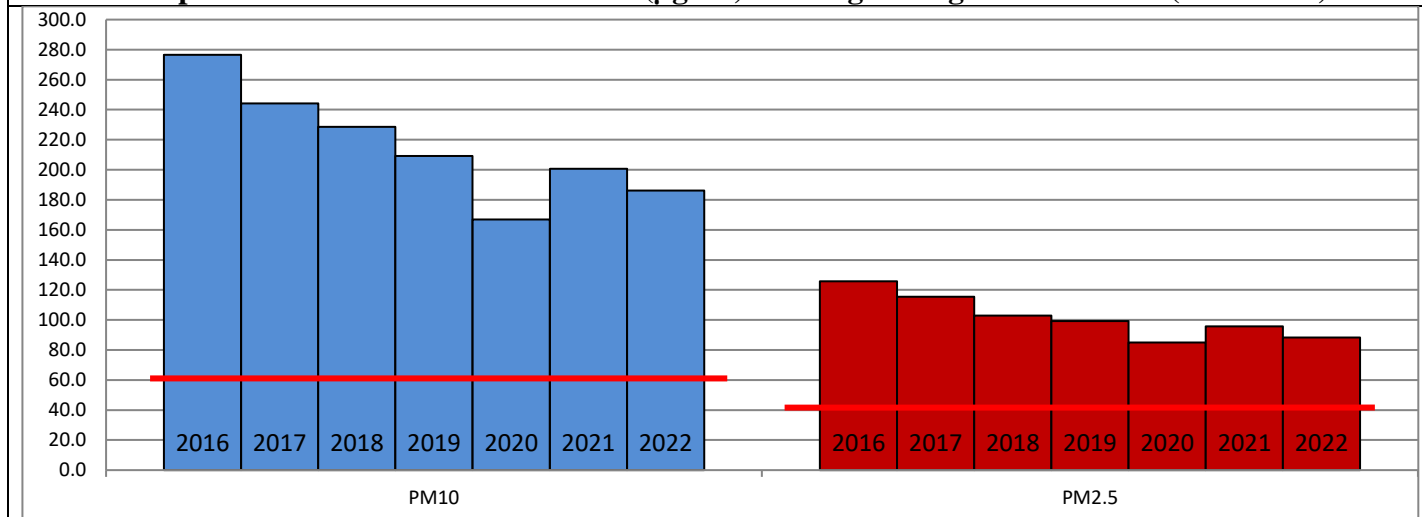
|               | Air Quality | AQI Value | Prominent Pollutant                  |
|---------------|-------------|-----------|--------------------------------------|
| Delhi         | Very Poor   | 369 ↑     | PM <sub>10</sub> , PM <sub>2.5</sub> |
| Faridabad     | Very Poor   | 320 ↑     | PM <sub>2.5</sub>                    |
| Ghaziabad     | Very Poor   | 332 ↑     | PM <sub>10</sub>                     |
| Greater Noida | Severe      | 406 ↑     | PM <sub>10</sub> , PM <sub>2.5</sub> |
| Gurugram      | Very Poor   | 312 ↑     | PM <sub>2.5</sub>                    |
| Noida         | Very Poor   | 344 ↑     | PM <sub>2.5</sub>                    |

\*Data available for 36 stations in Delhi today. # ↑ ↓ arrows indicate a decrease/increase as compared to the value on the previous day.

### Comparative status of AQI - Delhi from 01 January to 29 November 2016-2022

| Category              | Year        | 2016 | 2017 | 2018 | 2019 | 2020 | 2021 | 2022 | 2016 | 2017 | 2018 | 2019 | 2020 | 2021 | 2022 |
|-----------------------|-------------|------|------|------|------|------|------|------|------|------|------|------|------|------|------|
|                       | No. of days | 322  | 333  | 333  | 333  | 334  | 333  | 333  |      |      |      |      |      |      |      |
| Good (0–50)           |             | 0    | 2    | 0    | 2    | 5    | 1    | 3    |      |      |      |      |      |      |      |
| Satisfactory (51–100) |             | 24   | 45   | 53   | 59   | 95   | 81   | 65   | 110  | 150  | 158  | 178  | 226  | 197  | 160  |
| Moderate (101–200)    |             | 86   | 103  | 105  | 117  | 126  | 115  | 92   |      |      |      |      |      |      |      |
| Poor (201–300)        |             | 119  | 105  | 110  | 96   | 65   | 70   | 127  |      |      |      |      |      |      |      |
| Very Poor (301–400)   |             | 75   | 70   | 53   | 43   | 32   | 49   | 42   | 212  | 183  | 175  | 155  | 108  | 136  | 173  |
| Severe (>401)         |             | 18   | 8    | 12   | 16   | 11   | 17   | 4    |      |      |      |      |      |      |      |

### Comparative status of PM<sub>10</sub> and PM<sub>2.5</sub> (µg/m<sup>3</sup>) running average – Till Nov 28 (2016-2022)



### Hotspots for Today:

\*Details given overleaf

|           |  |               |                         |
|-----------|--|---------------|-------------------------|
| Delhi     | Nehru Nagar, Jahangirpuri, Punjabi Bagh, Anand Vihar, Rohini | Ghaziabad     | Vasundhara              |
| Faridabad | Sector- 11, Sector-16A                                       | Greater Noida | Knowledge Park-V        |
| Gurugram  | Sector-51, Vikas Sadan                                       | Noida         | Sector – 62, Sector-116 |

### Forecast by IITM (Delhi):

|                   | Nov 30, 2022  |              | Dec 01, 2022- Dec 02, 2022 |              |
|-------------------|---------------|--------------|----------------------------|--------------|
|                   | Concentration | AQI Category | Concentration              | AQI Category |
| PM <sub>10</sub>  | 300           | Poor         | 327                        | Poor         |
| PM <sub>2.5</sub> | 210           | Very Poor    | 225                        | Very Poor    |

## Wind Forecast for Delhi:

|              | Wind speed (at surface) in km/h |                                  | Wind speed (at 900 m) in km/h  | Wind Direction |                          |
|--------------|---------------------------------|----------------------------------|--------------------------------|----------------|--------------------------|
|              | As per IMD (range)              | As per windy.com (at 16:00 hrs.) | As per windy.com (at 16:00hrs) | As per IMD     | As per windy.com at 900m |
| Nov 30, 2022 | 06-08                           | 09                               | 12                             | NW             | NW                       |
| Dec 01, 2022 | 06-08                           | 09                               | 21                             | NW             | NW                       |
| Dec 02, 2022 | Upto 06                         | 04                               | 04                             | ESE            | S                        |

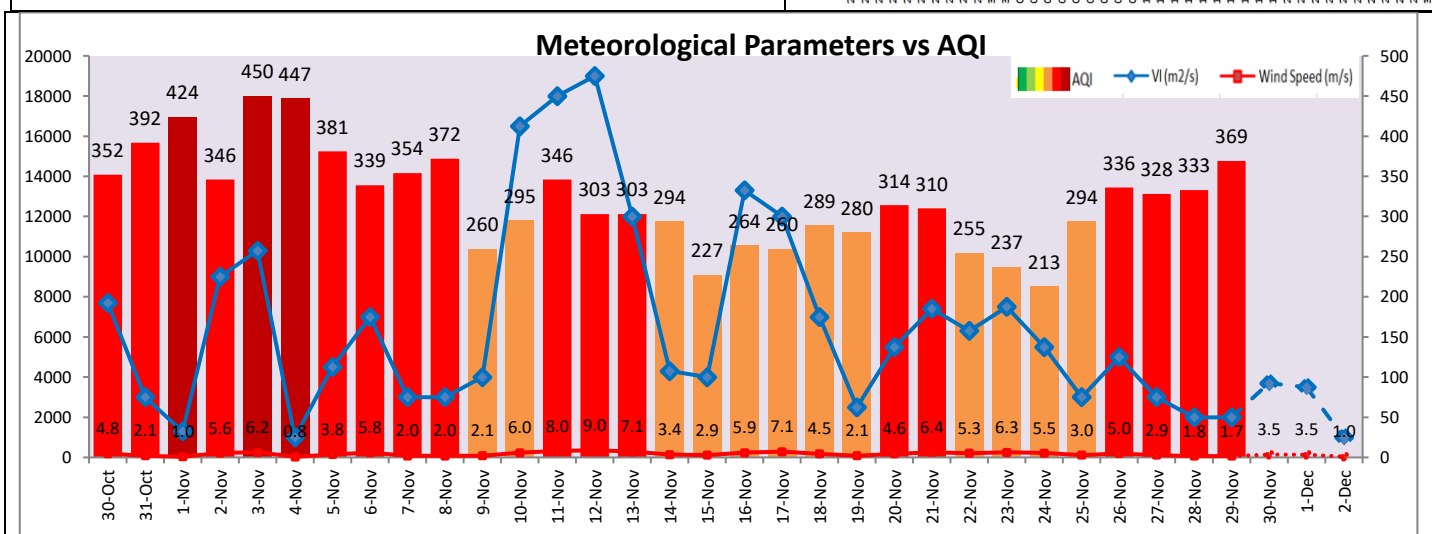
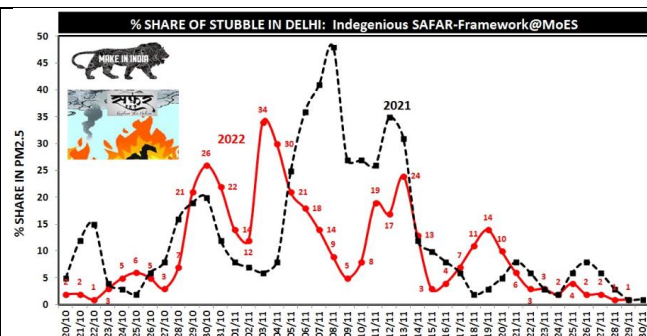
## IMD Alert for Tomorrow (30.11.2022):

The air quality is likely to be improve and remain in Very Poor category on 30.11.2022 and 01.12.2022 and deteriorate further but remain in Very Poor category on 02.12.2022. The predominant surface wind is likely to be coming from Northwest direction in Delhi with wind speed 06 - 08 kmph during daytime, mainly clear sky and shallow fog in the morning tomorrow. Ventilation index is likely to be 3 ,700 m<sup>2</sup>/s.

## Active Fire Events (AFE):

| Date       | Punjab          |                          | Haryana         |                          |
|------------|-----------------|--------------------------|-----------------|--------------------------|
|            | Nos. on the day | Total since September 15 | Nos. on the day | Total since September 15 |
| 28.11.2022 | 11              | 49899                    | 13              | 3642                     |
| 28.11.2021 | 5               | 71291                    | 9               | 6955                     |

\* As per IITM, the contribution of stubble burning to PM<sub>2.5</sub> in Delhi is ~01%.



## Hotspots for Today

| City          | Station Name                              | AQI value | Air Quality | Prominent Pollutant |
|---------------|---|-----------|-------------|---------------------|
| Delhi         | Jahangirpuri, Delhi - DPCC                | 422       | Severe      | PM <sub>2.5</sub>   |
|               | Punjabi Bagh, Delhi - DPCC                | 419       | Severe      | PM <sub>2.5</sub>   |
|               | Anand Vihar, Delhi - DPCC                 | 415       | Severe      | PM <sub>10</sub>    |
|               | Nehru Nagar, Delhi - DPCC                 | 411       | Severe      | PM <sub>2.5</sub>   |
|               | Rohini, Delhi - DPCC                      | 409       | Severe      | PM <sub>2.5</sub>   |
| Faridabad     | Sector 11, Faridabad - HSPCB              | 370       | Very Poor   | PM <sub>2.5</sub>   |
|               | Sector- 16A, Faridabad - HSPCB            | 352       | Very Poor   | PM <sub>2.5</sub>   |
| Gurugram      | Sector-51, Gurugram - HSPCB               | 336       | Very Poor   | PM <sub>2.5</sub>   |
|               | Vikas Sadan, Gurugram - HSPCB             | 313       | Very Poor   | PM <sub>2.5</sub>   |
| Ghaziabad     | Vasundhara, Ghaziabad - UPPCB             | 400       | Very Poor   | PM <sub>10</sub>    |
| Greater Noida | Knowledge Park - V, Greater Noida - UPPCB | 422       | Severe      | PM <sub>10</sub>    |
| Noida         | Sector - 62, Noida - IMD                  | 407       | Severe      | PM <sub>2.5</sub>   |
|               | Sector-116, Noida - UPPCB                 | 364       | Very Poor   | PM <sub>2.5</sub>   |