



Central Pollution Control Board

Air Quality Status for Delhi & NCR

Dated – October 29, 2021



Current Air Quality Status:

Air Quality Index (AQI) (Average of past 24 hours)

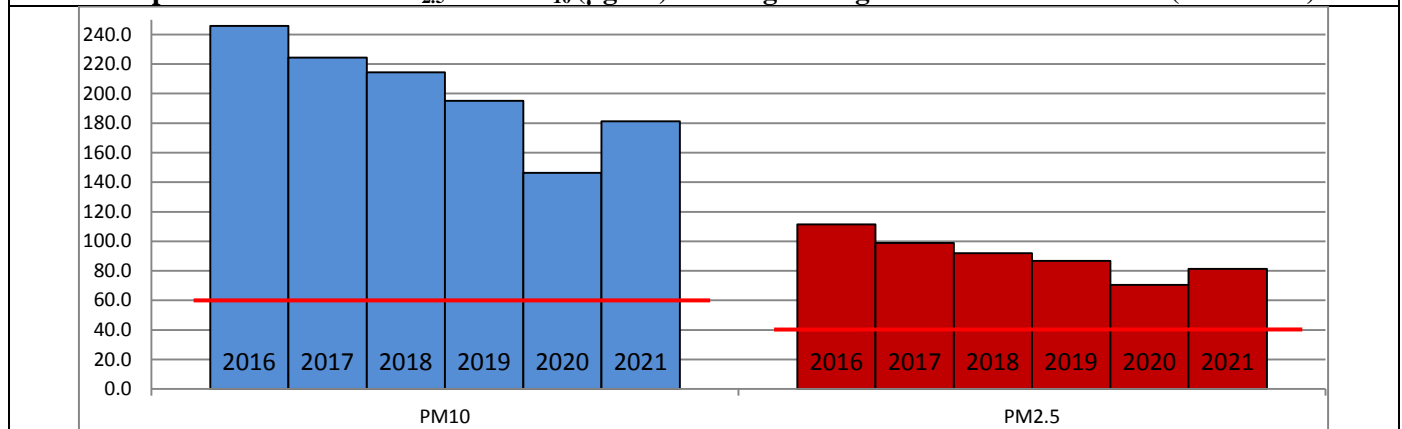
	Air Quality	AQI Value	Prominent Pollutant
Delhi	Poor	283 ↓	PM ₁₀ , PM _{2.5}
Faridabad	Poor	289 ↑	PM ₁₀ , PM _{2.5}
Ghaziabad	Very Poor	321 ↓	PM _{2.5}
Greater Noida	Poor	284 ↓	PM _{2.5}
Gurugram	Poor	262 ↓	PM _{2.5}
Noida	Poor	282 ↓	PM ₁₀ , PM _{2.5}

*Data available for 35 stations in Delhi today. # ↓, ↑ arrows indicate increase/decrease as compared to value on the previous day

Comparative status of AQI - Delhi from 01 January to 29 October 2016-2021

Category	Year No. of days	2016	2017	2018	2019	2020	2021	2016	2017	2018	2019	2020	2021
		291	302	302	302	303	302	2016	2017	2018	2019	2020	2021
Good (0-50)	0	2	0	2	5	1							
Satisfactory (51-100)	25	45	53	58	95	72	108	150	157	175	224	197	
Moderate (101-200)	83	103	104	115	124	124							
Poor (201-300)	116	102	103	88	55	66							
Very Poor (301-400)	60	49	36	32	22	33	183	152	145	127	79	105	
Severe (>401)	7	1	6	7	2	6							

Comparative status of PM_{2.5} and PM₁₀ (µg/m³) running average - Delhi till October 28 (2016-2021)



Hotspots for Today:

*Details given overleaf

Delhi	Shadipur, NSIT Dwarka, Wazirpur, Chandni Chowk, Mundka	Greater Noida	Knowledge Park - V
Faridabad	Sector 11, Sector 30	Gurugram	Sector 51, Vikas Sadan
Ghaziabad	Loni, Sanjay Nagar	Noida	Sector 116, Sector 125

Forecast by IITM:

Parameters	October 30, 2021		October 31, 2021 – November 01, 2021	
	Concentration	AQI Category	Concentration	AQI Category
PM ₁₀	304	Poor	177	Moderate
PM _{2.5}	147	Very Poor	87	Moderate

Wind Forecast for Delhi:

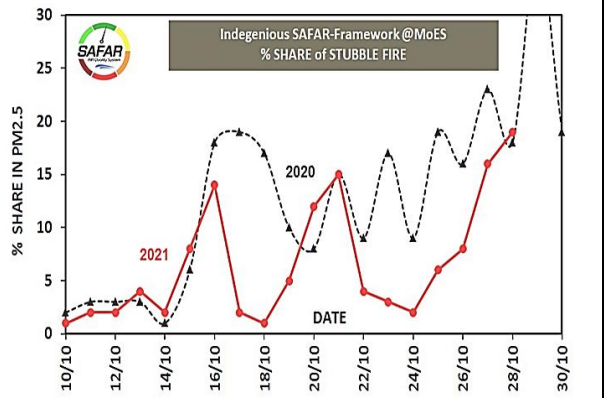
Dates	Wind speed (at surface) in km/h		Wind speed (at 900 m) in km/h	Wind Direction	
	As per IMD (at 17:30 hrs.)	As per windy.com (at 16:00 hrs.)	As per windy.com (at 16:00hrs)	As per IMD (at 17:30hrs.)	As per windy.com at 900m
October 30, 2021	14	09	39	WNW	W
October 31, 2021	12	10	23	WNW	W
November 01, 2021	08	08	11	WNW	SE

IMD Alert for Tomorrow (30.10.2021):

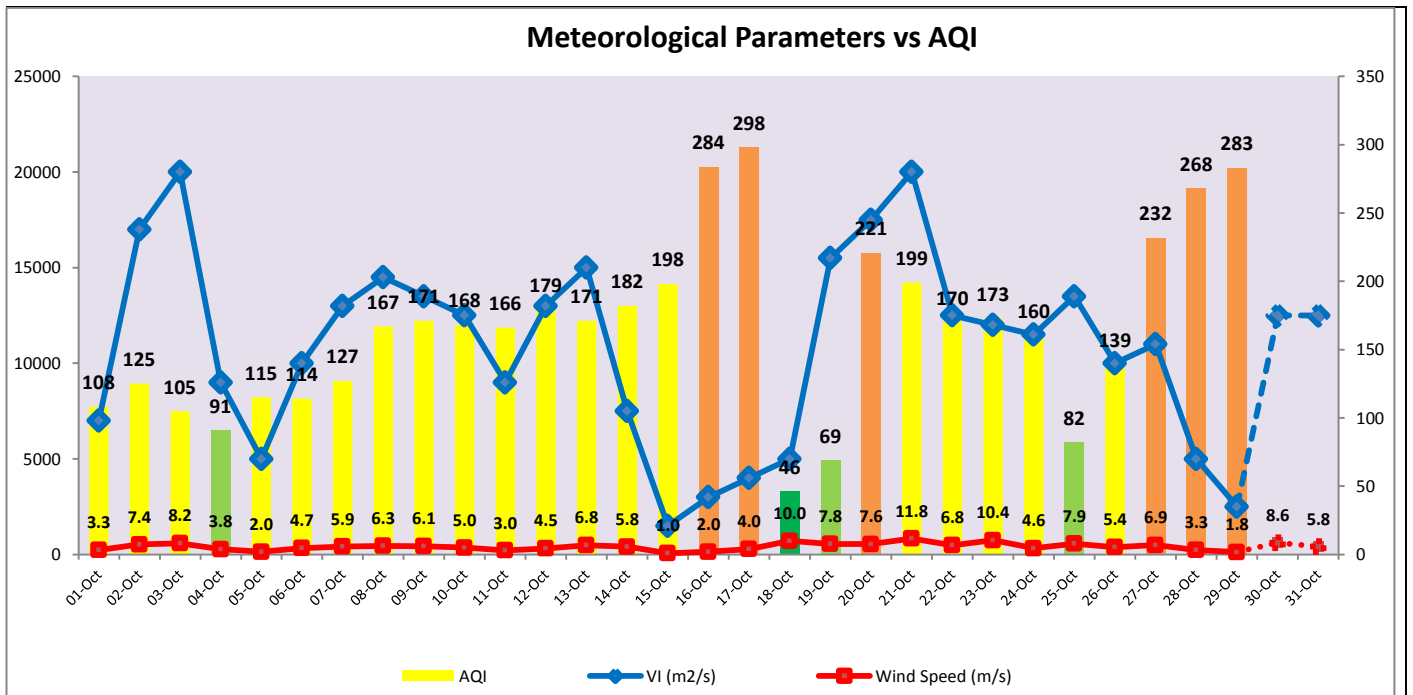
The air quality over Delhi-NCT is likely to remain in lower end of Very Poor category. The predominant surface wind is likely to be coming from Northwest directions of Delhi with wind speed of 08-14 kmph, mainly clear sky and mist in the morning. Ventilation index is likely to be 12,500 m²/s.

Active Fire Events (AFEs)

Date	Punjab		Haryana	
	Nos. on the day	Total since September 21	Nos. on the day	Total since September 21
28.10.2021	761	7503	134	2237
28.10.2020	2989	21646	260	4837



The contribution of biomass burning in PM_{2.5} concentration is likely to be approximately 10-25% on 29.10.2021.



▪ **Hotspots for Today**

City	Station Name	AQI value	Air Quality	Prominent Pollutant
Delhi	Shadipur, Delhi - CPCB	390	Very Poor	PM ₁₀
	NSIT Dwarka, Delhi - CPCB	354	Very Poor	PM _{2.5}
	Wazirpur, Delhi - DPCC	351	Very Poor	PM ₁₀
	Chandni Chowk, Delhi - IITM	343	Very Poor	PM ₁₀
	Mundka, Delhi - DPCC	339	Very Poor	PM _{2.5}
Faridabad	Sector 11, Faridabad - HSPCB	340	Very Poor	PM _{2.5}
	Sector 30, Faridabad - HSPCB	299	Poor	PM _{2.5}
Gurugram	Vikas Sadan, Gurugram - HSPCB	301	Very Poor	PM _{2.5}
	Sector-51, Gurugram - HSPCB	277	Poor	PM _{2.5}
Ghaziabad	Loni, Ghaziabad - UPPCB	359	Very Poor	PM _{2.5}
	Sanjay Nagar, Ghaziabad - UPPCB	324	Very Poor	PM _{2.5}
Greater Noida	Knowledge Park - V, Greater Noida - UPPCB	289	Poor	PM _{2.5}
Noida	Sector-116, Noida - UPPCB	296	Poor	PM _{2.5}
	Sector - 125, Noida - UPPCB	291	Poor	PM _{2.5}