



Central Pollution Control Board

Air Quality Status for Delhi & NCR

Dated – November 26, 2022



Current Air Quality Status:

Air Quality Index (AQI) (Average of past 24 hours)

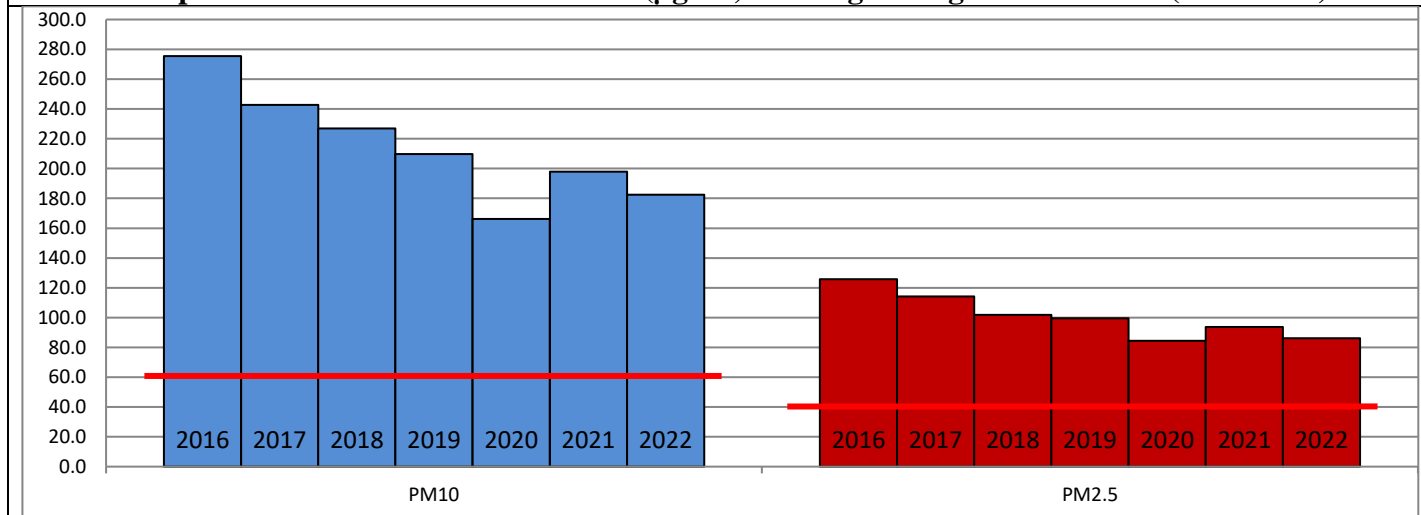
	Air Quality	AQI Value	Prominent Pollutant
Delhi	Very Poor	336 ↑	PM _{2.5}
Faridabad	Poor	294 ↓	PM _{2.5}
Ghaziabad	Poor	284 ↓	PM ₁₀
Greater Noida	Very Poor	329 ↓	PM ₁₀ , PM _{2.5}
Gurugram	Poor	283 ↑	PM _{2.5}
Noida	Poor	286 ↑	PM _{2.5}

*Data available for 36 stations in Delhi today. # ↓ ↑ arrows indicate a decrease/increase as compared to the value on the previous day.

Comparative status of AQI - Delhi from 01 January to 26 November 2016-2022

Category	Year	2016	2017	2018	2019	2020	2021	2022	2016	2017	2018	2019	2020	2021	2022
	No. of days	319	330	330	330	331	330	330							
Good (0–50)		0	2	0	2	5	1	3							
Satisfactory (51–100)		24	45	53	58	95	81	65	110	150	158	175	225	197	160
Moderate (101–200)		86	103	105	115	125	115	92							
Poor (201–300)		117	105	110	96	63	70	127							
Very Poor (301–400)		74	67	50	43	32	48	39	209	180	172	155	106	133	170
Severe (>401)		18	8	12	16	11	15	4							

Comparative status of PM₁₀ and PM_{2.5} (µg/m³) running average – Till Nov 24 (2016-2022)



Hotspots for Today:

*Details given overleaf

Delhi	Nehru Nagar, Jahangirpuri, Patparganj, Mundka, Punjabi Bagh	Ghaziabad	Vasundhara, Loni
Faridabad	Sector- 11, Sector-16A	Greater Noida	Knowledge Park-V
Gurugram	Teri Gram, NISE Gwal Pahari	Noida	Sector – 62, Sector-116

Forecast by IITM (Delhi):

	Nov 27, 2022		Nov 28, 2022- Nov 29, 2022	
	Concentration	AQI Category	Concentration	AQI Category
PM ₁₀	260	Poor	286	Poor
PM _{2.5}	139	Very Poor	153	Very Poor

Wind Forecast for Delhi:

	Wind speed (at surface) in km/h		Wind speed (at 900 m) in km/h	Wind Direction	
	As per IMD (range)	As per windy.com (at 16:00 hrs.)	As per windy.com (at 16:00hrs)	As per IMD	As per windy.com at 900m
Nov 27, 2022	04-12	09	17	NW	NW
Nov 28, 2022	04-06	06	12	N/NW	N
Nov 29, 2022	06-08	09	15	NW	NW

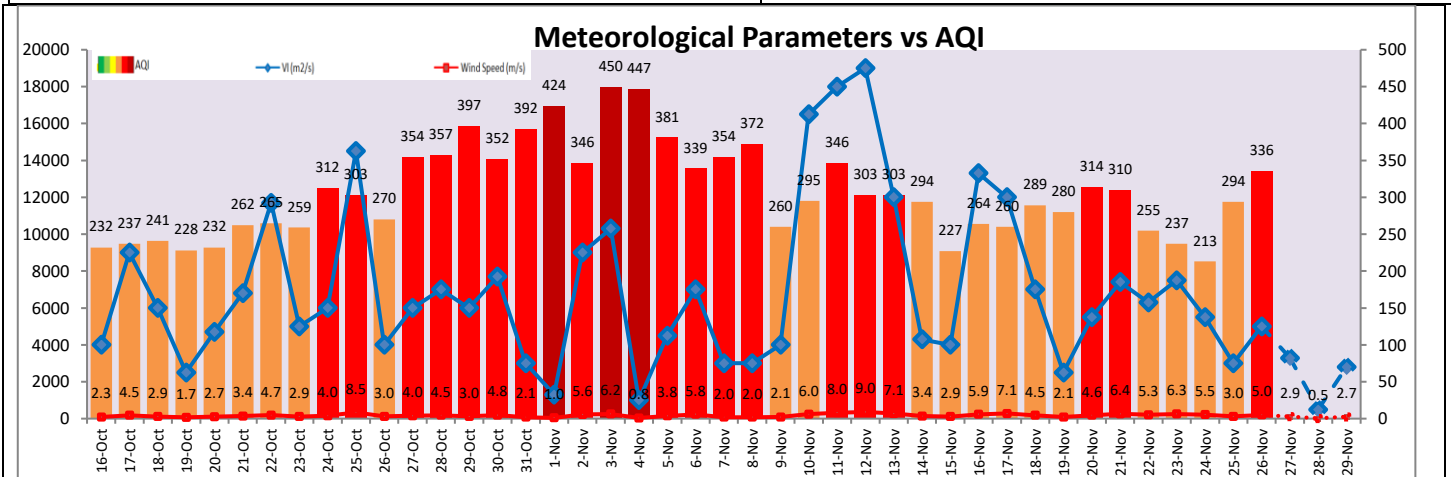
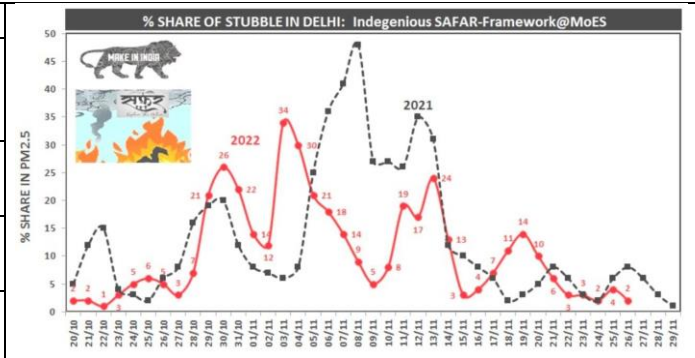
IMD Alert for Tomorrow (27.11.2022):

The air quality is likely to remain in upper end of Poor category on 27.11.2022 and deteriorate to Very Poor category on 28.11.2022 and 29.11.2022. The predominant surface wind is likely to be coming from Northwest direction in Delhi with wind speed 04-12 kmph, mainly clear sky and haze tomorrow. Ventilation index is likely to be 3,300 m²/s.

Active Fire Events (AFE)s:

Date	Punjab		Haryana	
	Nos. on the day	Total since September 15	Nos. on the day	Total since September 15
26.11.2022	22	49876	12	3621
26.11.2021	21	71267	48	6918

* As per IITM, the contribution of stubble burning to PM_{2.5} in Delhi is ~02%.



Hotspots for Today

City	Station Name	AQI value	Air Quality	Prominent Pollutant
Delhi	Nehru Nagar, Delhi - DPCC	391	Very Poor	PM _{2.5}
	Jahangirpuri, Delhi - DPCC	378	Very Poor	PM _{2.5}
	Patparganj, Delhi - DPCC	374	Very Poor	PM _{2.5}
	Mundka, Delhi - DPCC	370	Very Poor	PM _{2.5}
	Punjabi Bagh, Delhi - DPCC	364	Very Poor	PM _{2.5}
Faridabad	Sector- 16A, Faridabad - HSPCB	328	Very Poor	PM _{2.5}
	Sector 11, Faridabad - HSPCB	327	Very Poor	PM _{2.5}
Gurugram	Teri Gram, Gurugram - HSPCB	346	Very Poor	PM _{2.5}
	NISE Gwal Pahari, Gurugram - IMD	284	Poor	PM _{2.5}
Ghaziabad	Vasundhara, Ghaziabad - UPPCB	342	Very Poor	PM ₁₀
	Loni, Ghaziabad - UPPCB	289	Poor	PM _{2.5}
Greater Noida	Knowledge Park - V, Greater Noida - UPPCB	332	Very Poor	PM ₁₀
Noida	Sector - 62, Noida - IMD	345	Very Poor	PM _{2.5}
	Sector-116, Noida - UPPCB	301	Very Poor	PM _{2.5}