



# Central Pollution Control Board

Air Quality Status for Delhi & NCR

Dated – October 22, 2021



## Current Air Quality Status:

### Air Quality Index (AQI) (Average of past 24 hours)

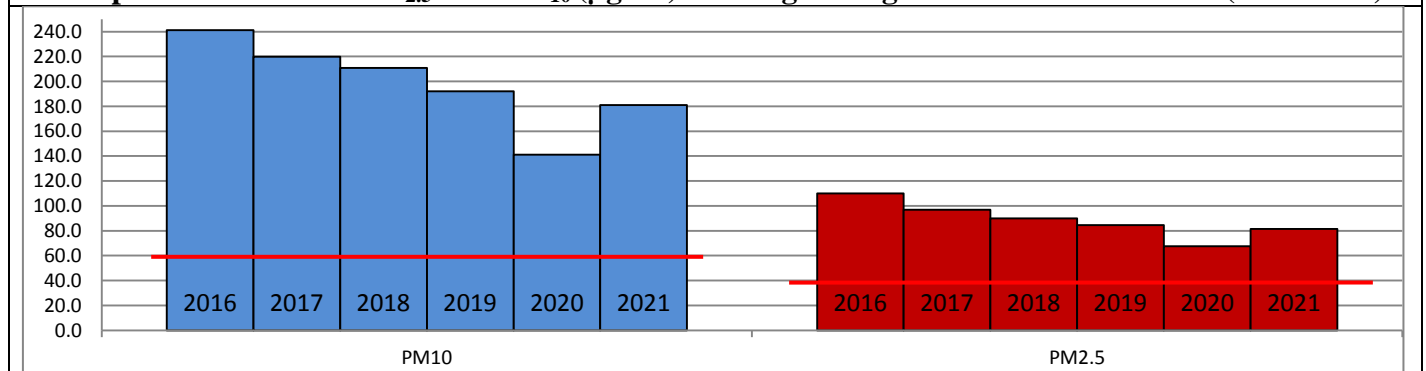
	Air Quality	AQI Value	Prominent Pollutant
Delhi	Moderate	170 ↓	PM <sub>10</sub> , PM <sub>2.5</sub>
Faridabad	Moderate	183 ↓	PM <sub>10</sub> , PM <sub>2.5</sub> , O <sub>3</sub>
Ghaziabad	Poor	236 ↓	PM <sub>10</sub>
Greater Noida	Moderate	172 ↓	PM <sub>10</sub>
Gurugram	Moderate	164 ↓	PM <sub>10</sub> , CO
Noida	Moderate	192 ↓	PM <sub>10</sub>

\*Data available for 35 stations in Delhi today. # ↓ ↑ arrows indicate increase/decrease as compared to value on the previous day

### Comparative status of AQI - Delhi from 01 January to 22 October 2016-2021

Category	Year No. of days	2016	2017	2018	2019	2020	2021	2016	2017	2018	2019	2020	2021
			284	295	295	295	296	295					
Good (0-50)	0	2	0	2	5	1							
Satisfactory (51-100)	25	45	53	58	95	71	108	150	157	175	224	193	
Moderate (101-200)	83	103	104	115	124	121							
Poor (201-300)	114	103	101	85	54	63							
Very Poor (301-400)	56	42	31	28	16	33	176	145	138	120	72	102	
Severe (>401)	6	0	6	7	2	6							

### Comparative status of PM<sub>2.5</sub> and PM<sub>10</sub> (µg/m<sup>3</sup>) running average - Delhi till October 21 (2016-2021)



### Hotspots for Today:

\*Details given overleaf

Delhi	Shadipur, Wazirpur, Mundka, Dwarka-Sector 8, Jahangirpuri	Greater Noida	Knowledge Park - V
Faridabad	Sector 11, Sector 30	Gurugram	Sector-51, Teri Gram
Ghaziabad	Sanjay Nagar, Loni	Noida	Sector-1, Sector - 125

### Forecast by IITM:

Parameters	October 23, 2021		October 24, 2021– October 25, 2021	
	Concentration	AQI Category	Concentration	AQI Category
PM <sub>10</sub>	145	Moderate	193	Moderate
PM <sub>2.5</sub>	55	Moderate	78	Moderate

**Wind Forecast for Delhi:**

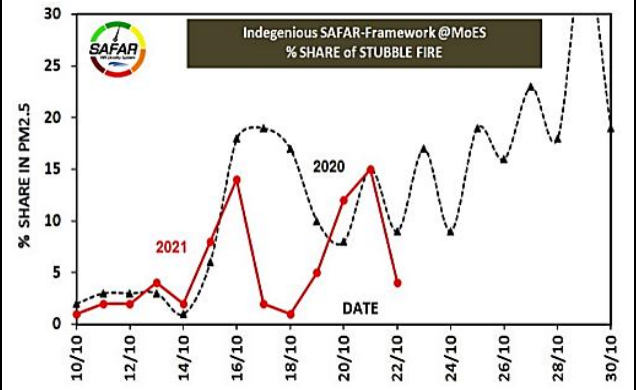
Dates	Wind speed (at surface) in km/h		Wind speed (at 900 m) in km/h	Wind Direction	
	As per IMD (at 17:30 hrs.)	As per windy.com (at 16:00 hrs.)	As per windy.com (at 16:00hrs)	As per IMD (at 17:30hrs.)	As per windy.com at 900m
October 23, 2021	10	10	27	S	S
October 24, 2021	10	10	11	E	S
October 25, 2021	08	06	12	NE	NW

**IMD Alert for Tomorrow (23.10.2021):**

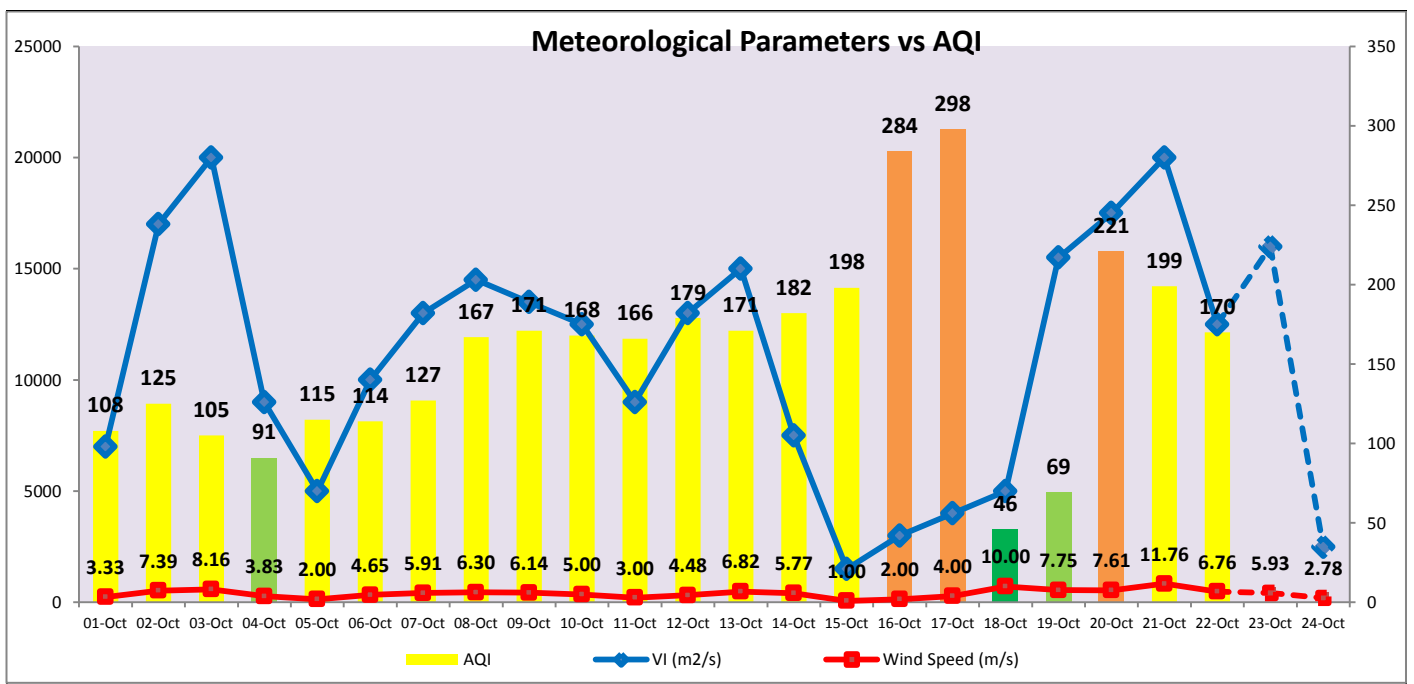
The air quality is likely to improve but remain in Moderate category on 23.10.2021 and Moderate to Satisfactory category tomorrow. The predominant surface wind is likely to be coming from South directions of Delhi with wind speed of 08-15 kmph and partly cloudy sky with possibility of very light rain/thundershowers towards night. Ventilation index is likely to be 16,000 m<sup>2</sup>/s.

**Active Fire Events (AFEs)**

Date	Punjab		Haryana	
	Nos. on the day	Total since September 21	Nos. on the day	Total since September 21
21.10.2021	597	4327	131	1368
21.10.2020	1379	9444	174	3190



The contribution of biomass burning in PM<sub>2.5</sub> concentration is likely to be less than 5% and reduce significantly on 23.10.2021 and 24.10.2021.



▪ **Hotspots for Today**

City	Station Name	AQI value	Air Quality	Prominent Pollutant
Delhi	Shadipur, Delhi - CPCB	271	Poor	PM <sub>10</sub>
	Wazirpur, Delhi - DPCC	268	Poor	PM <sub>10</sub>
	Mundka, Delhi - DPCC	267	Poor	PM <sub>10</sub>
	Dwarka-Sector 8, Delhi - DPCC	251	Poor	PM <sub>10</sub>
	Jahangirpuri, Delhi - DPCC	214	Poor	PM <sub>10</sub>
Faridabad	Sector 11, Faridabad - HSPCB	257	Poor	PM <sub>2.5</sub>
	Sector 30, Faridabad - HSPCB	197	Moderate	PM <sub>2.5</sub>
Gurugram	Sector-51, Gurugram - HSPCB	232	Poor	PM <sub>10</sub>
	Teri Gram, Gurugram - HSPCB	206	Poor	PM <sub>10</sub>
Ghaziabad	Sanjay Nagar, Ghaziabad - UPPCB	274	Poor	PM <sub>10</sub>
	Loni, Ghaziabad - UPPCB	235	Poor	PM <sub>10</sub>
Greater Noida	Knowledge Park - V, Greater Noida - UPPCB	180	Moderate	PM <sub>10</sub>
Noida	Sector-1, Noida - UPPCB	205	Poor	PM <sub>10</sub>
	Sector - 125, Noida - UPPCB	199	Moderate	PM <sub>10</sub>