



Central Pollution Control Board

Air Quality Status for Delhi & NCR

Dated – October 21, 2021



Current Air Quality Status:

Air Quality Index (AQI) (Average of past 24 hours)

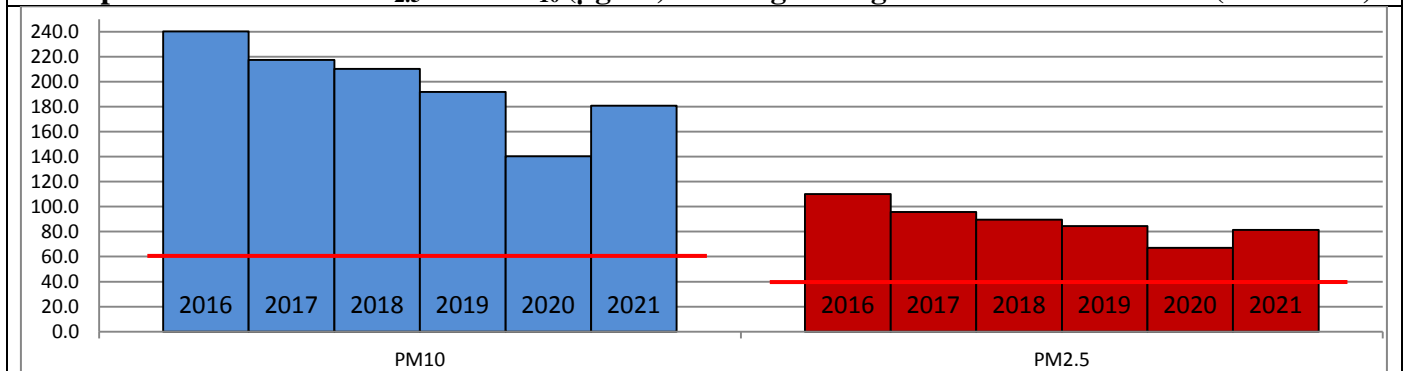
	Air Quality	AQI Value	Prominent Pollutant
Delhi	Moderate	199 ↓	PM ₁₀ , PM _{2.5}
Faridabad	Poor	203 ↓	PM _{2.5}
Ghaziabad	Poor	262 ↓	PM ₁₀ , PM _{2.5}
Greater Noida	Poor	220 ↓	PM ₁₀
Gurugram	Poor	215 ↓	PM ₁₀ , PM _{2.5}
Noida	Poor	209 ↓	PM ₁₀

*Data available for 37 stations in Delhi today. # ↓ ↑ arrows indicate increase/decrease as compared to value on the previous day

Comparative status of AQI - Delhi from 01 January to 21 October 2016-2021

Category	Year No. of days	2016	2017	2018	2019	2020	2021	2016	2017	2018	2019	2020	2021
		283	294	294	294	295	294						
Good (0–50)		0	2	0	2	5	1						
Satisfactory (51–100)		25	45	53	58	95	71	108	150	157	175	224	192
Moderate (101–200)		83	103	104	115	124	120						
Poor (201–300)		113	103	100	84	53	63						
Very Poor (301–400)		56	41	31	28	16	33	175	144	137	119	71	102
Severe (>401)		6	0	6	7	2	6						

Comparative status of PM_{2.5} and PM₁₀ (µg/m³) running average - Delhi till October 20 (2016-2021)



Hotspots for Today:

*Details given overleaf

Delhi	Dwarka-Sector 8, NSIT Dwarka, IHBAS-Dilshad Garden, Shadipur, Mundka	Greater Noida	Knowledge Park - III
Faridabad	Sector 11, Sector 30	Gurugram	Teri Gram
Ghaziabad	Loni, Sanjay Nagar	Noida	Sector-1, Sector-125

Forecast by IITM:

Parameters	October 22, 2021		October 23, 2021– October 24, 2021	
	Concentration	AQI Category	Concentration	AQI Category
PM ₁₀	233	Moderate	243	Moderate
PM _{2.5}	95	Poor	99	Poor

Wind Forecast for Delhi:

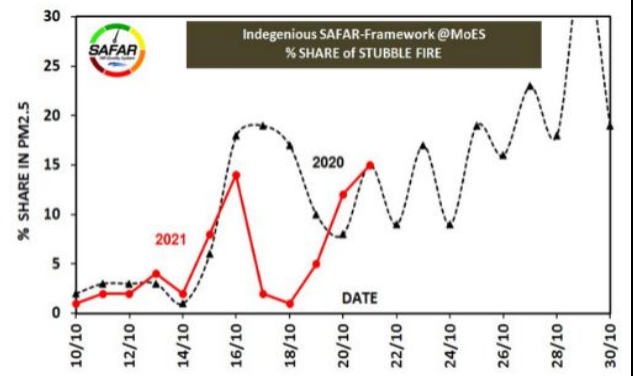
Dates	Wind speed (at surface) in km/h		Wind speed (at 900 m) in km/h	Wind Direction	
	As per IMD (at 17:30 hrs.)	As per windy.com (at 16:00 hrs.)	As per windy.com (at 16:00hrs)	As per IMD (at 17:30hrs.)	As per windy.com at 900m
October 22, 2021	08	10	25	W	W
October 23, 2021	08	09	24	S	S
October 24, 2021	10	10	08	SE	S

IMD Alert for Tomorrow (22.10.2021):

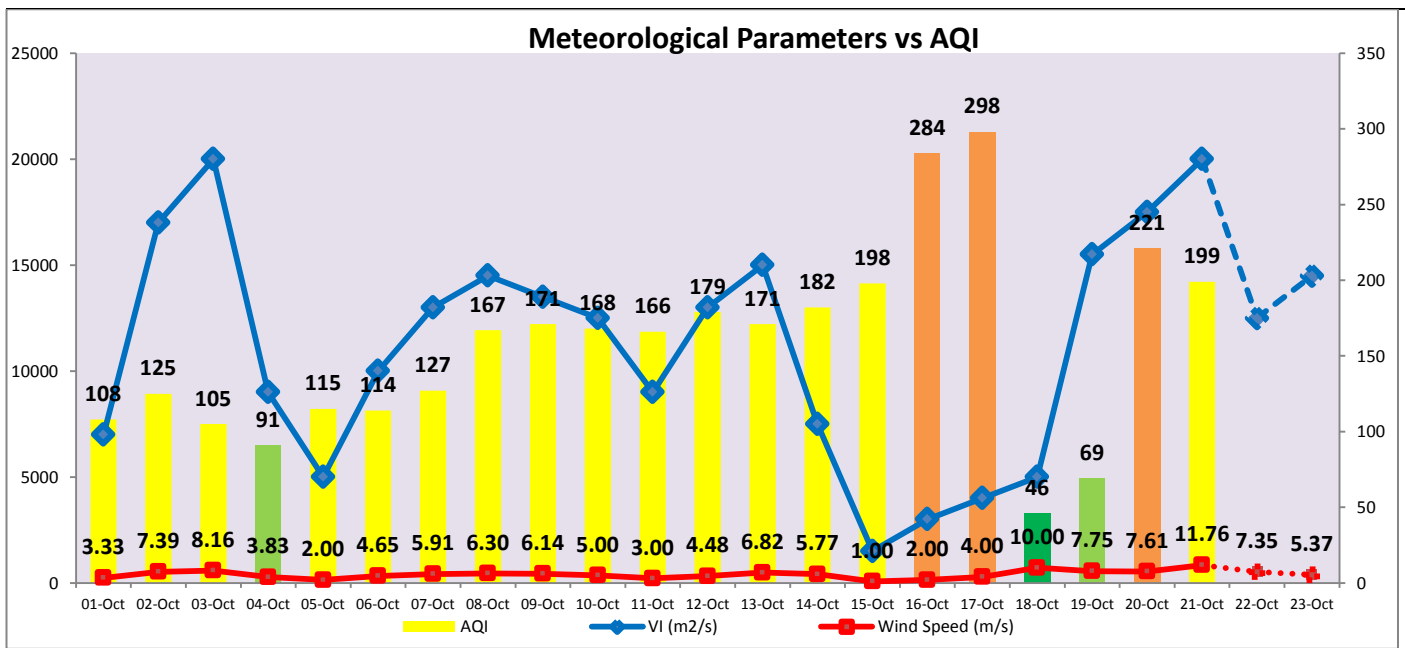
The air quality is likely to improve marginally but remain in Poor category tomorrow. The predominant surface wind is likely to be coming from West/Southwest directions of Delhi with wind speed of 08-20 kmph and mainly clear sky. Ventilation index is likely to be 12,500 m²/s.

Active Fire Events (AFEs)

Date	Punjab		Haryana	
	Nos. on the day	Total since September 21	Nos. on the day	Total since September 21
20.10.2021	788	3730	155	1237
20.10.2020	950	8065	205	3016



The contribution of biomass burning in PM2.5 concentration is likely to be 02-10% and reduce significantly on 22.10.2021



▪ **Hotspots for Today**

City	Station Name	AQI value	Air Quality	Prominent Pollutant
Delhi	Dwarka-Sector 8, Delhi - DPCC	294	Poor	PM ₁₀
	NSIT Dwarka, Delhi - CPCB	288	Poor	PM _{2.5}
	IHBAS, Dilshad Garden, Delhi - CPCB	282	Poor	PM ₁₀
	Shadipur, Delhi - CPCB	276	Poor	PM ₁₀
	Mundka, Delhi - DPCC	273	Poor	PM _{2.5}
Faridabad	Sector 11, Faridabad - HSPCB	316	Very Poor	PM _{2.5}
	Sector 30, Faridabad - HSPCB	200	Poor	PM _{2.5}
Gurugram	Teri Gram, Gurugram - HSPCB	253	Poor	PM _{2.5}
Ghaziabad	Sanjay Nagar, Ghaziabad - UPPCB	296	Poor	PM ₁₀
	Loni, Ghaziabad - UPPCB	266	Poor	PM _{2.5}
Greater Noida	Knowledge Park - III, Greater Noida - UPPCB	232	Poor	PM ₁₀
Noida	Sector-1, Noida - UPPCB	218	Poor	PM ₁₀
	Sector - 125, Noida - UPPCB	212	Poor	PM ₁₀