



# Central Pollution Control Board

Air Quality Status for Delhi & NCR

Dated – October 20, 2021



## Current Air Quality Status:

### Air Quality Index (AQI) (Average of past 24 hours)

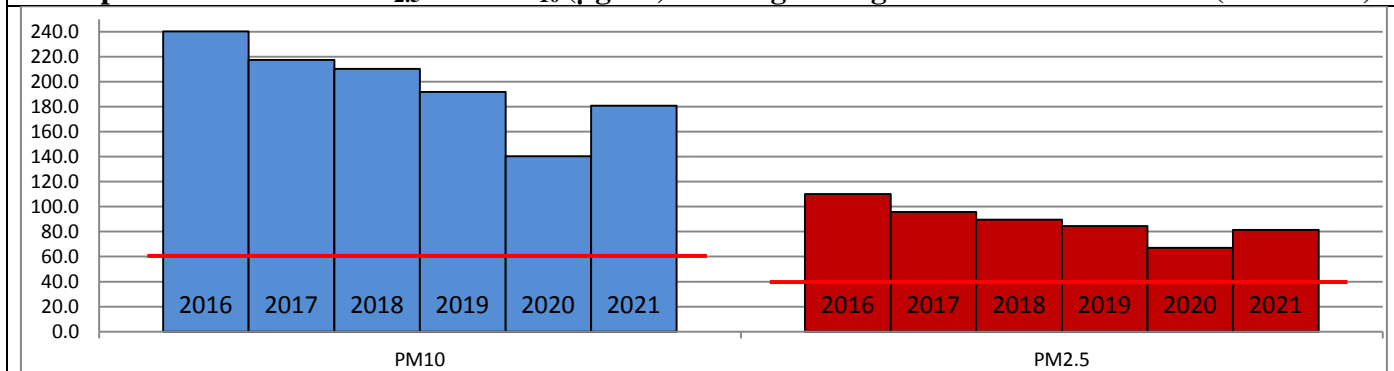
	Air Quality	AQI Value	Prominent Pollutant
Delhi	Satisfactory	221 ↑	PM <sub>10</sub> , PM <sub>2.5</sub>
Faridabad	Satisfactory	224 ↑	PM <sub>2.5</sub> , O <sub>3</sub>
Ghaziabad	Satisfactory	278 ↑	PM <sub>10</sub> , PM <sub>2.5</sub>
Greater Noida	Satisfactory	260 ↑	PM <sub>2.5</sub>
Gurugram	Satisfactory	235 ↑	PM <sub>2.5</sub>
Noida	Satisfactory	240 ↑	PM <sub>2.5</sub>

\*Data available for 37 stations in Delhi today. # ↓ ↑ arrows indicate increase/decrease as compared to value on the previous day

### Comparative status of AQI - Delhi from 01 January to 20 October 2016-2021

Category	Year No. of days	2016	2017	2018	2019	2020	2021	2016	2017	2018	2019	2020	2021
		282	293	293	293	294	293						
Good (0–50)		0	2	0	2	5	1						
Satisfactory (51–100)		25	45	53	58	95	71	108	150	157	175	224	191
Moderate (101–200)		83	103	104	115	124	119						
Poor (201–300)		112	103	99	83	52	63						
Very Poor (301–400)		56	40	31	28	16	33	174	143	136	118	70	102
Severe (>401)		6	0	6	7	2	6						

### Comparative status of PM<sub>2.5</sub> and PM<sub>10</sub> (µg/m<sup>3</sup>) running average - Delhi till October 19 (2016-2021)



### Hotspots for Today:

\*Details given overleaf

Delhi	Anand Vihar, NSIT Dwarka, Bawana, Sonia Vihar, Mundka	Greater Noida	Knowledge Park - III
Faridabad	Sector 11, Sector 30	Gurugram	Teri Gram
Ghaziabad	Loni, Sanjay Nagar	Noida	Sector-1, Sector-116

### Forecast by IITM:

Parameters	October 21, 2021		October 22, 2021– October 23, 2021	
	Concentration	AQI Category	Concentration	AQI Category
PM <sub>10</sub>	203	Moderate	152	Moderate
PM <sub>2.5</sub>	95	Poor	72	Moderate

**Wind Forecast for Delhi:**

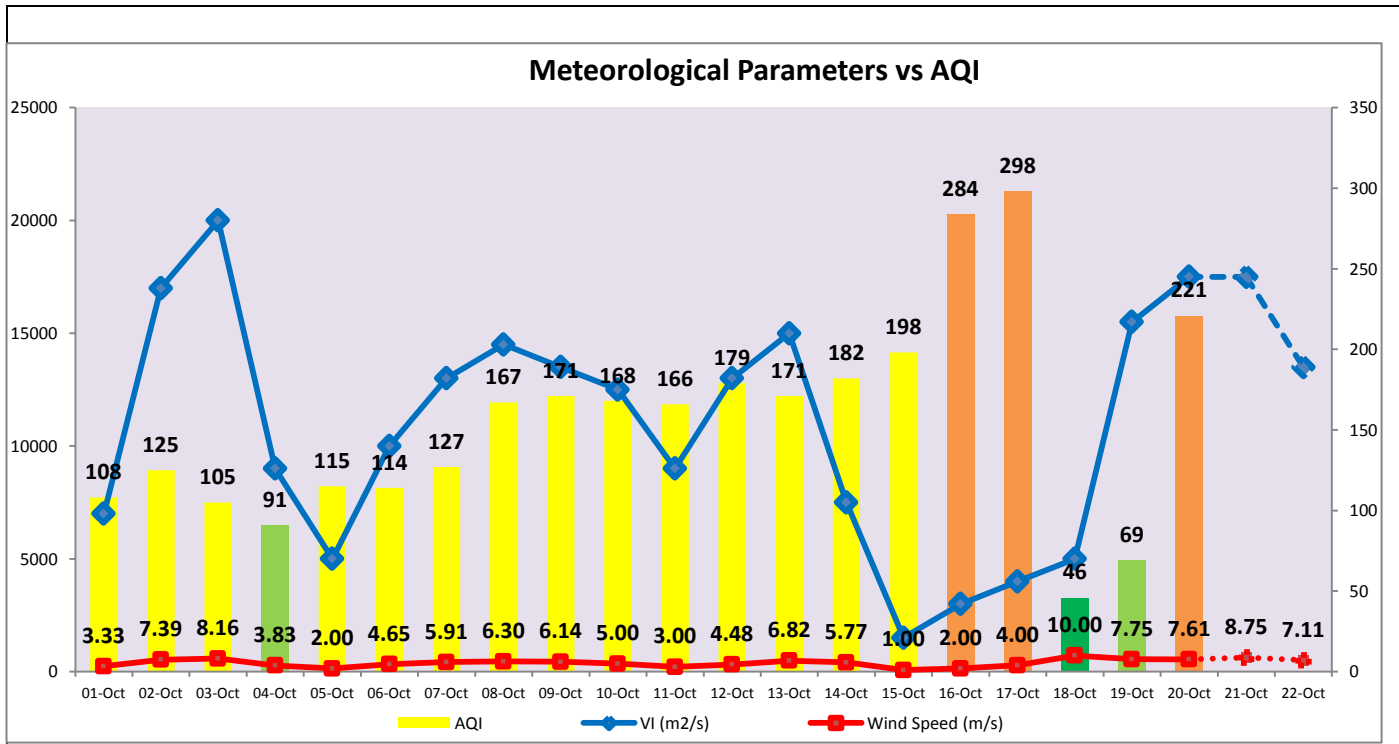
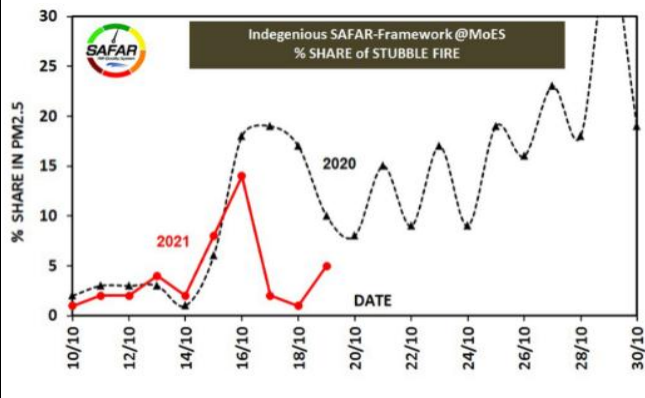
Dates	Wind speed (at surface) in km/h		Wind speed (at 900 m) in km/h	Wind Direction	
	As per IMD (at 17:30 hrs.)	As per windy.com (at 16:00 hrs.)	As per windy.com (at 16:00hrs)	As per IMD (at 17:30hrs.)	As per windy.com at 900m
October 21, 2021	12	15	50	WNW	W
October 22, 2021	05	08	31	WSW	W
October 23, 2021	08	09	22	SSE	S

**IMD Alert for Tomorrow (21.10.2021):**

The air quality is likely to deteriorate and reach in Very Poor category tomorrow. The predominant surface wind is likely to be coming from North/Northwest directions of Delhi with wind speed 08-20 kmph, mainly clear sky and mist in the morning. Ventilation index is likely to be 17,500 m<sup>2</sup>/s.

**Active Fire Events (AFEs)**

Date	Punjab		Haryana	
	Nos. on the day	Total since September 21	Nos. on the day	Total since September 21
19.10.2021	496	2942	55	1082
19.10.2020	698	7115	135	2811



▪ Hotspots for Today

City	Station Name	Air Quality	AQI value	Prominent Pollutant
Delhi	Anand Vihar, Delhi - DPCC	Very Poor	326	PM <sub>10</sub>
	NSIT Dwarka, Delhi - CPCB	Very Poor	303	PM <sub>2.5</sub>
	Bawana, Delhi - DPCC	Very Poor	272	PM <sub>2.5</sub>
	Sonia Vihar, Delhi - DPCC	Poor	263	PM <sub>2.5</sub>
	Mundka, Delhi - DPCC	Poor	260	PM <sub>2.5</sub>
Faridabad	Sector 11, Faridabad - HSPCB	Poor	271	PM <sub>2.5</sub>
	Sector 30, Faridabad - HSPCB	Poor	233	PM <sub>2.5</sub>
Gurugram	Teri Gram, Gurugram - HSPCB	Poor	273	PM <sub>2.5</sub>
Ghaziabad	Loni, Ghaziabad - UPPCB	Very Poor	308	PM <sub>2.5</sub>
	Sanjay Nagar, Ghaziabad - UPPCB	Poor	287	PM <sub>2.5</sub>
Greater Noida	Knowledge Park - III, Greater Noida - UPPCB	Poor	266	PM <sub>2.5</sub>
Noida	Sector-116, Noida - UPPCB	Poor	261	PM <sub>2.5</sub>
	Sector-1, Noida - UPPCB	Poor	259	PM <sub>2.5</sub>