



Central Pollution Control Board

Air Quality Status for Delhi & NCR

Dated – November 19, 2021



Current Air Quality Status:

Air Quality Index (AQI) (Average of past 24 hours)

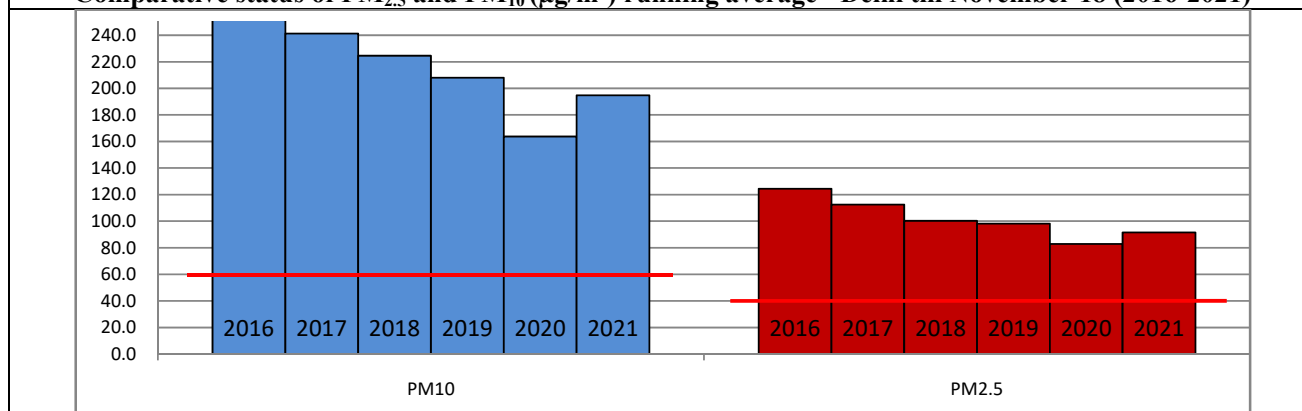
	Air Quality	AQI Value	Prominent Pollutant
Delhi	Very Poor	380↑	PM ₁₀ , PM _{2.5}
Faridabad	Very Poor	352↑	PM ₁₀
Ghaziabad	Very Poor	377↑	PM ₁₀ , PM _{2.5}
Greater Noida	Very Poor	382↑	PM ₁₀ , PM _{2.5}
Gurugram	Very Poor	324↑	PM _{2.5}
Noida	Very Poor	376↑	PM ₁₀ , PM _{2.5}

*Data available for 35 stations in Delhi today. # ↑ ↓ arrows indicate increase/decrease as compared to value on the previous day

Comparative status of AQI - Delhi from 01 January to 18 November 2016-2021

Category	Year	2016	2017	2018	2019	2020	2021							
								2016	2017	2018	2019	2020	2021	
	No. of days	312	323	323	323	324	323							
Good (0–50)		0	2	0	2	5	1							
Satisfactory (51–100)		25	45	53	58	95	72	108	150	158	175	225	197	
Moderate (101–200)		83	103	105	115	125	124							
Poor (201–300)		116	104	107	93	59	69							
Very Poor (301–400)		70	61	46	39	30	43	204	173	165	148	99	126	
Severe (>401)		18	8	12	16	10	14							

Comparative status of PM_{2.5} and PM₁₀ (µg/m³) running average - Delhi till November 18 (2016-2021)



* The PM values are 24 hourly averages (6 am to 6 am)

Hotspots for Today:

*Details given overleaf

Delhi	Shadipur, Jahangirpuri, Anand Vihar, Vivek Vihar, Rohini	Gurugram	Sector-51, Vikas Sadan
Faridabad	Sector 11, New Industrial Town	Greater Noida	Knowledge Park –V
Ghaziabad	Indirapuram, Vasundhara	Noida	Sector – 62, Sector-116

Forecast by IITM:

Parameters	November 20, 2021		November 21, 2021– November 22, 2021	
	Concentration	AQI Category	Concentration	AQI Category
PM ₁₀	344	Poor	376	Very Poor
PM _{2.5}	210	Very Poor	229	Very Poor

▪ **Wind Forecast for Delhi:**

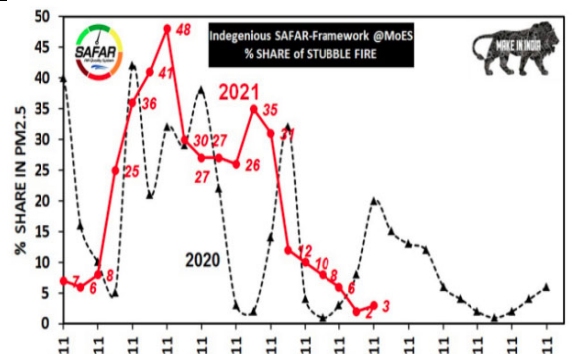
Dates	Wind speed (at surface) in km/h		Wind speed (at 900 m) in km/h	Wind Direction	
	As per IMD (at 17:30 hrs.)	As per windy.com (at 16:00 hrs.)	As per windy.com (at 16:00hrs)	As per IMD (at 17:30hrs.)	As per windy.com at 900m
November 20, 2021	04	05	03	W	NW
November 21, 2021	06	08	23	NW	NW
November 22, 2021	12	11	41	NW	NW

▪ **IMD Alert for Tomorrow (20.11.2021):**

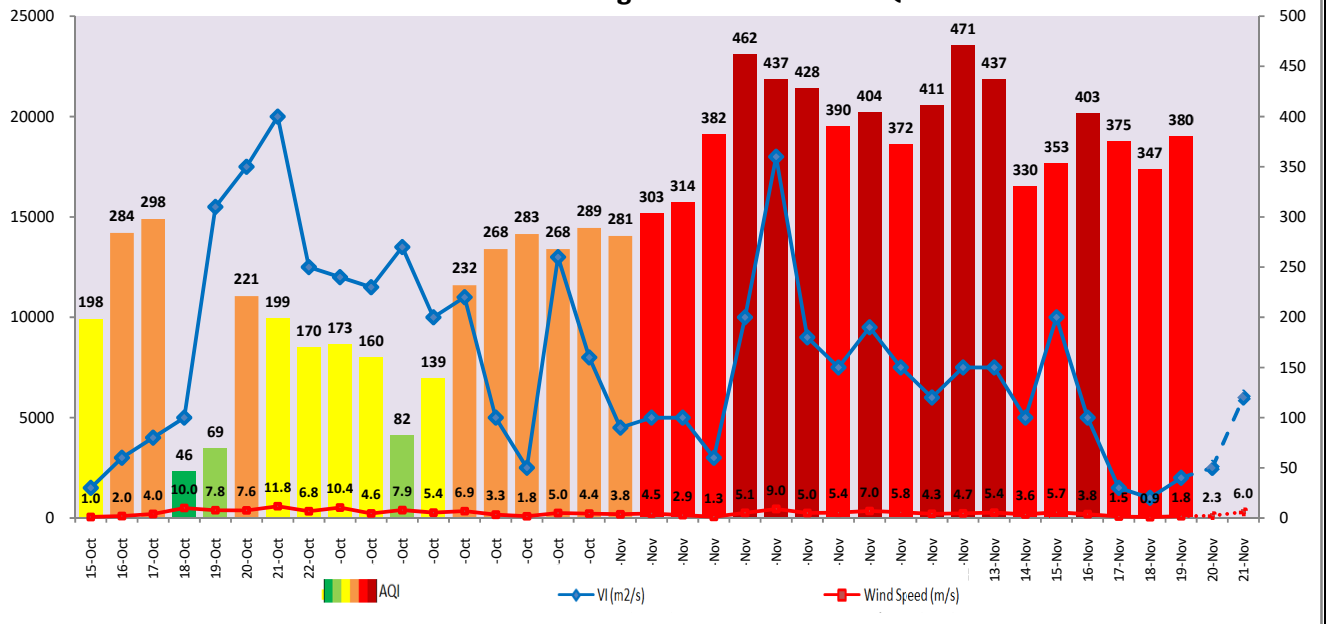
The air quality over Delhi-NCT is likely to improve and reach in lower end of Very Poor category tomorrow. The predominant surface wind is likely to remain calm during day time and coming from Northwest direction with wind speed upto 06 kmph during evening/night, partly cloudy sky and shallow fog in the morning. Ventilation index is likely to be 2,500 m²/s.

▪ **Active Fire Events (AFE)**

Date	Punjab		Haryana	
	Nos. on the day	Total since September 21	Nos. on the day	Total since September 21
18.11.2021	448	69893	132	6226
18.11.2020	Data not available			



Meteorological Parameters vs AQI



▪ Hotspots for Today

City	Station Name	AQI value	Air Quality	Prominent Pollutant
Delhi	Jahangirpuri, Delhi - DPCC	449	Severe	PM _{2.5}
	Shadipur, Delhi - CPCB	429	Severe	PM ₁₀
	Anand Vihar, Delhi - DPCC	423	Severe	PM _{2.5}
	Vivek Vihar, Delhi - DPCC	423	Severe	PM _{2.5}
	Rohini, Delhi - DPCC	420	Severe	PM _{2.5}
Faridabad	Sector 11, Faridabad - HSPCB	403	Severe	PM ₁₀
	New Industrial Town, Faridabad - HSPCB	350	Very Poor	PM ₁₀
Gurugram	Vikas Sadan, Gurugram - HSPCB	356	Very Poor	PM _{2.5}
	Sector-51, Gurugram - HSPCB	349	Very Poor	PM _{2.5}
Ghaziabad	Indirapuram, Ghaziabad - UPPCB	384	Very Poor	PM _{2.5}
	Vasundhara, Ghaziabad - UPPCB	378	Very Poor	PM ₁₀
Greater Noida	Knowledge Park - V, Greater Noida - UPPCB	395	Very Poor	PM ₁₀
Noida	Sector - 62, Noida - IMD	412	Severe	PM _{2.5}
	Sector-116, Noida - UPPCB	377	Very Poor	PM _{2.5}