



## Air Quality Index on Mar 26, 2025 @ 4 PM

(Average of past 24 hours)

S.No	City	Air Quality	Index Value	Prominent Pollutant	No. of Stations Participated/ Total Stations
1	Agartala	Poor	299	O <sub>3</sub>	1/2
2	Agra	Moderate	115	PM <sub>2.5</sub> , PM <sub>10</sub>	6/6
3	Ahmedabad	Moderate	149	PM <sub>2.5</sub> , PM <sub>10</sub>	7/9
4	Ahmednagar	Poor	261	O <sub>3</sub>	1/1
5	Aizawl	Satisfactory	82	PM <sub>10</sub>	1/1
6	Ajmer	Satisfactory	99	PM <sub>10</sub>	1/1
7	Akola	Moderate	109	PM <sub>10</sub>	1/1
8	Alwar	Satisfactory	77	CO	1/1
9	Amaravati	Satisfactory	58	PM <sub>10</sub>	1/1
10	Amravati	Moderate	106	O <sub>3</sub> , PM <sub>10</sub>	2/2
11	Amritsar	Satisfactory	95	PM <sub>2.5</sub>	1/1
12	Anantapur	Satisfactory	58	PM <sub>10</sub>	1/1
13	Angul	Moderate	170	PM <sub>2.5</sub>	1/1
14	Ankleshwar	Satisfactory	100	PM <sub>2.5</sub>	1/1
15	Araria	Moderate	120	PM <sub>10</sub>	1/1
16	Arrah	Moderate	184	O <sub>3</sub>	1/1
17	Asansol	Moderate	196	PM <sub>2.5</sub>	4/4
18	Aurangabad (Bihar)	Moderate	168	PM <sub>2.5</sub>	1/1
19	Aurangabad (Maharashtra)	Moderate	138	O <sub>3</sub> , PM <sub>10</sub>	3/3
20	Baddi	Moderate	174	O <sub>3</sub>	1/1



## Air Quality Index on Mar 26, 2025 @ 4 PM

(Average of past 24 hours)

S.No	City	Air Quality	Index Value	Prominent Pollutant	No. of Stations Participated/ Total Stations
21	Badlapur	Satisfactory	75	PM <sub>10</sub>	1/1
22	Baghpat	Poor	297	PM <sub>2.5</sub>	1/2
23	Balasore	Moderate	106	PM <sub>10</sub>	1/1
24	Banswara	Moderate	178	O <sub>3</sub>	1/1
25	Baran	Moderate	164	O <sub>3</sub>	1/1
26	Barbil	Moderate	154	PM <sub>10</sub>	1/1
27	Bareilly	Moderate	103	SO <sub>2</sub> , PM <sub>10</sub>	2/2
28	Baripada	Moderate	106	CO	1/1
29	Barmer	Moderate	103	PM <sub>10</sub>	1/1
30	Barrackpore	Moderate	134	PM <sub>10</sub>	1/1
31	Bathinda	Satisfactory	63	PM <sub>2.5</sub>	1/1
32	Begusarai	Moderate	142	PM <sub>2.5</sub>	1/1
33	Belapur	Moderate	103	PM <sub>10</sub>	1/1
34	Belgaum	Good	36	PM <sub>10</sub>	1/1
35	Bengaluru	Satisfactory	94	O <sub>3</sub> , PM <sub>10</sub>	13/14
36	Bettiah	Moderate	138	PM <sub>10</sub>	1/1
37	Bhagalpur	Satisfactory	98	PM <sub>10</sub>	2/2
38	Bharatpur	Moderate	141	PM <sub>10</sub>	1/1
39	Bhilai	Satisfactory	92	PM <sub>10</sub>	3/3
40	Bhilwara	Moderate	108	PM <sub>10</sub>	1/1



## Air Quality Index on Mar 26, 2025 @ 4 PM

(Average of past 24 hours)

S.No	City	Air Quality	Index Value	Prominent Pollutant	No. of Stations Participated/ Total Stations
41	Bhiwadi	Moderate	198	PM <sub>10</sub>	2/2
42	Bhiwandi	Satisfactory	94	PM <sub>10</sub>	1/1
43	Bhopal	Moderate	142	O <sub>3</sub> , PM <sub>10</sub>	3/3
44	Bhubaneswar	Satisfactory	84	O <sub>3</sub> , PM <sub>10</sub>	2/2
45	Bikaner	Moderate	149	PM <sub>10</sub>	1/1
46	Bileipada	Moderate	172	PM <sub>10</sub>	1/1
47	Boisar	Satisfactory	85	PM <sub>10</sub>	1/1
48	Brajrajnagar	Moderate	157	O <sub>3</sub>	1/1
49	Bulandshahr	Poor	219	PM <sub>2.5</sub>	1/1
50	Bundi	Moderate	187	PM <sub>10</sub>	1/1
51	Byasanagar	Poor	283	O <sub>3</sub>	1/1
52	Byrnihat	Very Poor	335	PM <sub>2.5</sub>	1/1
53	Chamarajanagar	Good	46	PM <sub>10</sub>	1/1
54	Chandigarh	Moderate	158	PM <sub>2.5</sub> , O <sub>3</sub>	2/3
55	Chandrapur	Poor	212	PM <sub>2.5</sub> , O <sub>3</sub>	2/2
56	Charkhi Dadri	Poor	259	PM <sub>2.5</sub>	1/1
57	Chennai	Satisfactory	70	O <sub>3</sub> , PM <sub>10</sub>	7/9
58	Chhal	Satisfactory	80	PM <sub>10</sub>	1/1
59	Chhapra	Satisfactory	97	O <sub>3</sub>	1/1
60	Chikkaballapur	Satisfactory	79	PM <sub>10</sub>	1/1



## Air Quality Index on Mar 26, 2025 @ 4 PM

(Average of past 24 hours)

S.No	City	Air Quality	Index Value	Prominent Pollutant	No. of Stations Participated/ Total Stations
61	Chikkamagaluru	Satisfactory	61	PM <sub>10</sub>	1/1
62	Chittoor	Satisfactory	97	PM <sub>2.5</sub>	1/1
63	Chittorgarh	Moderate	177	O <sub>3</sub>	1/1
64	Coimbatore	Satisfactory	76	PM <sub>2.5</sub>	2/2
65	Cuddalore	Satisfactory	71	PM <sub>2.5</sub>	1/2
66	Cuttack	Moderate	190	O <sub>3</sub>	1/1
67	Damoh	Good	29	PM <sub>10</sub>	1/1
68	Dausa	Satisfactory	97	O <sub>3</sub>	1/1
69	Davanagere	Satisfactory	76	PM <sub>10</sub>	1/1
70	Dehradun	Moderate	139	PM <sub>2.5</sub>	1/1
71	Delhi	Poor	231	PM <sub>10</sub>	38/39
72	Dewas	Moderate	126	PM <sub>10</sub>	1/1
73	Dharwad	Satisfactory	67	CO	1/1
74	Dholpur	Satisfactory	93	PM <sub>10</sub>	1/1
75	Dhule	Moderate	150	PM <sub>10</sub>	1/1
76	Dindigul	Satisfactory	97	PM <sub>10</sub>	1/1
77	Dungarpur	Satisfactory	85	PM <sub>10</sub>	1/1
78	Durgapur	Moderate	164	PM <sub>10</sub>	2/3
79	Eloor	Satisfactory	56	PM <sub>2.5</sub>	1/1
80	Faridabad	Satisfactory	78	PM <sub>10</sub>	2/4



## Air Quality Index on Mar 26, 2025 @ 4 PM

(Average of past 24 hours)

S.No	City	Air Quality	Index Value	Prominent Pollutant	No. of Stations Participated/ Total Stations
81	Firozabad	Satisfactory	85	PM <sub>10</sub>	2/2
82	Gadag	Good	44	O <sub>3</sub>	1/1
83	Gandhinagar	Moderate	126	PM <sub>2.5</sub> , PM <sub>10</sub>	2/3
84	Gangtok	Satisfactory	85	PM <sub>10</sub>	1/1
85	Gaya	Moderate	117	PM <sub>2.5</sub> , PM <sub>10</sub>	3/3
86	Ghaziabad	Very Poor	312	PM <sub>2.5</sub>	4/4
87	Gorakhpur	Moderate	151	PM <sub>10</sub>	1/1
88	Greater Noida	Moderate	186	PM <sub>2.5</sub> , PM <sub>10</sub>	2/2
89	Gummidipoondi	Moderate	102	PM <sub>2.5</sub>	1/1
90	Gurugram	Poor	263	PM <sub>2.5</sub> , PM <sub>10</sub>	3/4
91	Guwahati	Poor	256	PM <sub>2.5</sub>	4/4
92	Gwalior	Moderate	150	PM <sub>2.5</sub> , PM <sub>10</sub>	3/4
93	Hajipur	Poor	284	PM <sub>2.5</sub>	1/1
94	Haldia	Satisfactory	71	PM <sub>10</sub>	1/1
95	Hanumangarh	Moderate	128	PM <sub>10</sub>	1/1
96	Hapur	Moderate	153	PM <sub>2.5</sub>	1/1
97	Haveri	Satisfactory	58	SO <sub>2</sub>	1/1
98	Hosur	Satisfactory	87	PM <sub>10</sub>	1/1
99	Howrah	Moderate	124	O <sub>3</sub> , PM <sub>10</sub>	5/5
100	Hubballi	Good	45	PM <sub>10</sub>	1/2



## Air Quality Index on Mar 26, 2025 @ 4 PM

(Average of past 24 hours)

S.No	City	Air Quality	Index Value	Prominent Pollutant	No. of Stations Participated/ Total Stations
101	Hyderabad	Moderate	108	PM <sub>2.5</sub> , NO <sub>2</sub> , PM <sub>10</sub>	13/14
102	Indore	Moderate	107	PM <sub>2.5</sub> , PM <sub>10</sub>	5/6
103	Jabalpur	Satisfactory	85	O <sub>3</sub> , PM <sub>10</sub>	4/4
104	Jaipur	Moderate	145	PM <sub>2.5</sub> , PM <sub>10</sub>	6/6
105	Jaisalmer	Moderate	127	PM <sub>10</sub>	1/1
106	Jalandhar	Moderate	114	PM <sub>10</sub>	1/1
107	Jalgaon	Moderate	122	PM <sub>2.5</sub>	1/1
108	Jalna	Moderate	109	PM <sub>2.5</sub>	1/1
109	Jalore	Satisfactory	83	PM <sub>10</sub>	1/1
110	Jhalawar	Satisfactory	93	PM <sub>10</sub>	1/1
111	Jhansi	Moderate	128	PM <sub>10</sub>	1/1
112	Jhunjhunu	Moderate	146	PM <sub>10</sub>	1/1
113	Jodhpur	Moderate	102	PM <sub>10</sub>	5/5
114	Kadapa	Satisfactory	57	PM <sub>2.5</sub>	1/1
115	Kalaburagi	Good	30	PM <sub>2.5</sub>	1/2
116	Kalyan	Satisfactory	96	PM <sub>10</sub>	2/2
117	Kanchipuram	Satisfactory	54	PM <sub>10</sub>	1/1
118	Kanpur	Moderate	138	PM <sub>2.5</sub> , PM <sub>10</sub>	3/4
119	Karauli	Moderate	160	O <sub>3</sub>	1/1
120	Karur	Good	36	SO <sub>2</sub>	1/1



## Air Quality Index on Mar 26, 2025 @ 4 PM

(Average of past 24 hours)

S.No	City	Air Quality	Index Value	Prominent Pollutant	No. of Stations Participated/ Total Stations
121	Katihar	Satisfactory	79	PM <sub>2.5</sub>	1/1
122	Katni	Moderate	153	PM <sub>10</sub>	1/1
123	Khanna	Satisfactory	91	PM <sub>10</sub>	1/1
124	Khurja	Moderate	137	PM <sub>10</sub>	1/1
125	Kishanganj	Moderate	150	PM <sub>10</sub>	1/1
126	Kohima	Moderate	105	PM <sub>2.5</sub>	1/1
127	Kolhapur	Good	47	PM <sub>10</sub>	1/2
128	Kolkata	Satisfactory	91	PM <sub>2.5</sub>	6/7
129	Kollam	Satisfactory	70	PM <sub>10</sub>	1/1
130	Koppal	Good	35	O <sub>3</sub>	1/1
131	Korba	Satisfactory	96	PM <sub>10</sub>	2/2
132	Kota	Moderate	140	PM <sub>10</sub>	3/3
133	Kunjemura	Moderate	169	PM <sub>10</sub>	1/1
134	Latur	Moderate	123	PM <sub>2.5</sub>	1/1
135	Lucknow	Poor	202	PM <sub>2.5</sub>	6/6
136	Ludhiana	Satisfactory	81	PM <sub>10</sub>	1/1
137	Madikeri	Moderate	123	NO <sub>2</sub>	1/1
138	Madurai	Satisfactory	62	PM <sub>10</sub>	1/1
139	Mahad	Moderate	102	PM <sub>10</sub>	1/1
140	Maihar	Good	39	PM <sub>10</sub>	1/1



## Air Quality Index on Mar 26, 2025 @ 4 PM

(Average of past 24 hours)

S.No	City	Air Quality	Index Value	Prominent Pollutant	No. of Stations Participated/ Total Stations
141	Malegaon	Moderate	108	PM <sub>2.5</sub>	1/1
142	Mandi Gobindgarh	Moderate	129	PM <sub>2.5</sub>	1/1
143	Mandideep	Poor	202	PM <sub>10</sub>	1/1
144	Manguraha	Moderate	155	CO	1/1
145	Meerut	Poor	212	PM <sub>2.5</sub> , PM <sub>10</sub>	3/3
146	Milupara	Moderate	124	PM <sub>10</sub>	1/1
147	Mira-Bhayandar	Satisfactory	64	PM <sub>10</sub>	1/1
148	Moradabad	Moderate	111	O <sub>3</sub> , PM <sub>10</sub>	6/7
149	Motihari	Poor	233	PM <sub>2.5</sub>	1/1
150	Mumbai	Satisfactory	74	NO <sub>2</sub> , PM <sub>10</sub>	27/30
151	Munger	Moderate	124	PM <sub>10</sub>	1/1
152	Muzaffarpur	Moderate	162	PM <sub>2.5</sub>	3/3
153	Mysuru	Satisfactory	63	O <sub>3</sub>	1/1
154	Nagaon	Moderate	108	PM <sub>2.5</sub>	1/1
155	Nagapattinam	Satisfactory	54	PM <sub>2.5</sub>	1/1
156	Nagaur	Moderate	155	PM <sub>10</sub>	1/1
157	Nagpur	Moderate	172	PM <sub>2.5</sub> , O <sub>3</sub>	4/4
158	Naharlagun	Satisfactory	83	PM <sub>10</sub>	1/1
159	Nalbari	Very Poor	304	PM <sub>10</sub>	1/1
160	Nanded	Moderate	110	PM <sub>10</sub>	1/1





## Air Quality Index on Mar 26, 2025 @ 4 PM

(Average of past 24 hours)

S.No	City	Air Quality	Index Value	Prominent Pollutant	No. of Stations Participated/ Total Stations
161	Nashik	Moderate	122	PM <sub>2.5</sub> , PM <sub>10</sub>	4/4
162	Navi Mumbai	Satisfactory	87	NO <sub>2</sub> , PM <sub>10</sub>	4/8
163	Nayagarh	Moderate	122	PM <sub>2.5</sub>	1/1
164	Noida	Moderate	154	PM <sub>2.5</sub> , PM <sub>10</sub>	4/4
165	Ooty	Moderate	152	PM <sub>10</sub>	1/1
166	Pali	Moderate	165	PM <sub>2.5</sub>	1/1
167	Palkalaiperur	Good	47	PM <sub>10</sub>	1/1
168	Parbhani	Satisfactory	94	PM <sub>10</sub>	1/1
169	Patna	Poor	219	PM <sub>2.5</sub> , PM <sub>10</sub>	5/6
170	Pimpri-Chinchwad	Satisfactory	98	PM <sub>10</sub>	4/4
171	Pithampur	Moderate	131	PM <sub>10</sub>	1/1
172	Pratapgarh	Moderate	126	PM <sub>10</sub>	1/1
173	Prayagraj	Moderate	113	PM <sub>2.5</sub> , PM <sub>10</sub>	3/3
174	Puducherry	Satisfactory	77	PM <sub>2.5</sub>	1/1
175	Pudukottai	Satisfactory	70	PM <sub>10</sub>	1/1
176	Pune	Moderate	176	O <sub>3</sub>	8/13
177	Purnia	Moderate	193	PM <sub>2.5</sub>	1/1
178	Raipur	Moderate	108	PM <sub>2.5</sub> , PM <sub>10</sub>	4/4
179	Rairangpur	Satisfactory	97	PM <sub>2.5</sub>	1/1
180	Rajahmendravaram	Satisfactory	54	PM <sub>10</sub>	1/1



## Air Quality Index on Mar 26, 2025 @ 4 PM

(Average of past 24 hours)

S.No	City	Air Quality	Index Value	Prominent Pollutant	No. of Stations Participated/ Total Stations
181	Rajgir	Satisfactory	56	PM <sub>10</sub>	1/1
182	Rajshamand	Moderate	103	O <sub>3</sub>	1/1
183	Ramanagara	Moderate	198	O <sub>3</sub>	1/1
184	Ranipet	Satisfactory	65	PM <sub>2.5</sub>	1/1
185	Ratlam	Moderate	125	PM <sub>10</sub>	1/1
186	Rishikesh	Moderate	160	PM <sub>2.5</sub>	1/1
187	Rourkela	Moderate	200	PM <sub>2.5</sub> , PM <sub>10</sub>	2/3
188	Rupnagar	Moderate	136	PM <sub>2.5</sub>	1/1
189	Sagar	Satisfactory	67	O <sub>3</sub> , PM <sub>10</sub>	2/2
190	Saharsa	Moderate	119	PM <sub>2.5</sub>	1/1
191	Salem	Satisfactory	74	PM <sub>10</sub>	1/1
192	Samastipur	Moderate	148	PM <sub>2.5</sub>	1/1
193	Sasaram	Moderate	172	PM <sub>2.5</sub>	1/1
194	Satna	Satisfactory	78	NO <sub>2</sub>	1/1
195	Sawai Madhopur	Moderate	176	PM <sub>10</sub>	1/1
196	Shillong	Moderate	174	PM <sub>2.5</sub> , PM <sub>10</sub>	2/2
197	Shivamogga	Satisfactory	56	O <sub>3</sub>	1/1
198	Sikar	Moderate	139	PM <sub>10</sub>	1/1
199	Silchar	Satisfactory	54	PM <sub>2.5</sub>	1/1
200	Singrauli	Moderate	159	PM <sub>10</sub>	1/1



## Air Quality Index on Mar 26, 2025 @ 4 PM

(Average of past 24 hours)

S.No	City	Air Quality	Index Value	Prominent Pollutant	No. of Stations Participated/ Total Stations
201	Sirohi	Satisfactory	88	PM <sub>10</sub>	1/1
202	Sivasagar	Satisfactory	79	PM <sub>10</sub>	1/1
203	Siwan	Poor	251	PM <sub>2.5</sub>	1/1
204	Solapur	Moderate	112	PM <sub>2.5</sub> , PM <sub>10</sub>	2/3
205	Sri Ganganagar	Moderate	189	PM <sub>10</sub>	1/1
206	Sri Vijaya Puram	Satisfactory	78	PM <sub>10</sub>	1/1
207	Suakati	Moderate	127	PM <sub>10</sub>	1/1
208	Surat	Satisfactory	55	PM <sub>10</sub>	1/1
209	Tensa	Moderate	116	PM <sub>10</sub>	1/1
210	Thane	Satisfactory	72	PM <sub>10</sub>	2/2
211	Thanjavur	Satisfactory	63	PM <sub>2.5</sub>	1/1
212	Thiruvananthapuram	Satisfactory	64	PM <sub>10</sub>	2/2
213	Thoothukudi	Satisfactory	61	PM <sub>10</sub>	1/1
214	Thrissur	Satisfactory	58	PM <sub>10</sub>	1/1
215	Tiruchirappalli	Satisfactory	58	PM <sub>10</sub>	1/1
216	Tirumala	Satisfactory	69	PM <sub>10</sub>	1/1
217	Tirunelveli	Good	41	CO	1/1
218	Tirupati	Moderate	101	PM <sub>2.5</sub>	1/1
219	Tirupur	Satisfactory	87	PM <sub>10</sub>	1/1
220	Tonk	Moderate	150	PM <sub>10</sub>	1/1



## **Air Quality Index on Mar 26, 2025 @ 4 PM**

*(Average of past 24 hours)*

<b>S.No</b>	<b>City</b>	<b>Air Quality</b>	<b>Index Value</b>	<b>Prominent Pollutant</b>	<b>No. of Stations Participated/ Total Stations</b>
221	Tumakuru	Moderate	155	PM <sub>10</sub>	1/1
222	Udaipur	Moderate	104	PM <sub>10</sub>	1/1
223	Ujjain	Satisfactory	69	PM <sub>10</sub>	1/1
224	Ulhasnagar	Satisfactory	87	PM <sub>10</sub>	1/1
225	Vapi	Satisfactory	96	PM <sub>2.5</sub>	1/1
226	Varanasi	Satisfactory	94	PM <sub>2.5</sub> , PM <sub>10</sub>	4/4
227	Vatva	Moderate	127	PM <sub>2.5</sub>	1/1
228	Vellore	Satisfactory	82	PM <sub>10</sub>	1/1
229	Vijayawada	Satisfactory	74	PM <sub>2.5</sub> , NO <sub>2</sub> , PM <sub>10</sub>	4/4
230	Virar	Satisfactory	73	PM <sub>10</sub>	1/1
231	Virudhunagar	Satisfactory	88	PM <sub>10</sub>	1/1
232	Visakhapatnam	Satisfactory	70	PM <sub>10</sub>	1/1
233	Yadgir	Satisfactory	84	PM <sub>10</sub>	1/1



## **Air Quality Index on Mar 26, 2025 @ 4 PM**

*(Average of past 24 hours)*

### **Cities absent in AQI Bulletin due to insufficient data:**







1) Ambala, 2) Ariyalur, 3) Bagalkot, 4) Bahadurgarh, 5) Ballabgarh, 6) Bhiwani, 7) Bidar, 8) Bihar sharif, 9) Bilaspur, 10) Buxar, 11) Chengalpattu, 12) Churu, 13) Darbhanga, 14) Dhanbad, 15) Dharuhera, 16) Ernakulam, 17) Fatehabad, 18) Hassan, 19) Hisar, 20) Imphal, 21) Jind, 22) Jorapokhar, 23) Kaithal, 24) Kannur, 25) Karnal, 26) Karwar, 27) Kashipur, 28) Keonjhar, 29) Kochi, 30) Kolar, 31) Kozhikode, 32) Kurukshetra, 33) Mandikhera, 34) Manesar, 35) Mangalore, 36) Muzaffarnagar, 37) Namakkal, 38) Nandesari, 39) Narnaul, 40) Palwal, 41) Panchgaon, 42) Panchkula, 43) Panipat, 44) Pathardih, 45) Patiala, 46) Perundurai, 47) Raichur, 48) Ramanathapuram, 49) Rohtak, 50) Sangli, 51) Siliguri, 52) Sirsa, 53) Sonipat, 54) Srinagar, 55) Talcher, 56) Tumidih, 57) Udipi, 58) Vijayapura, 59) Vrindavan, 60) Yamuna nagar.

### **Note:**

\* In case of a city with multiple monitoring locations, average value is used to indicate air quality. Air quality may show variations across locations, and averaging is not a scientifically sound approach. However, for the sake of simplicity this method is being followed. For AQI of monitoring locations, website (<http://cpcb.gov.in>) website may be referred.

\* The data available at the portal is provided by different agencies. Any use of this data in research publication or any other form of publication shall duly acknowledge the contribution of respective agencies in generating the data.

### **Health Statements for AQI Categories**

<b>AQI</b>	<b>Category</b>	<b>Color Code</b>	<b>Possible Health Impacts</b>
0-50	Good		Minimal Impact
51-100	Satisfactory		Minor breathing discomfort to sensitive people
101-200	Moderate		Breathing discomfort to the people with lungs, asthma and heart diseases
201-300	Poor		Breathing discomfort to most people on prolonged exposure
301-400	Very Poor		Respiratory illness on prolonged exposure
401-500	Severe		Affects healthy people and seriously impacts those with existing diseases