



2014-15
CENTRAL POLLUTION CONTROL BOARD
ZONAL OFFICE (SOUTH), BENGALURU – 560079

Project Head II: Scientific & Technical Activities and R & D

Title of Project: Operation & Maintenance, AMC s of instruments/ equipment and development of the laboratory

The laboratories play an important role in assessing the status of environment, comprising analysis of water, air, soil and biotic components. The Laboratory is regularly strengthened in terms of instruments / equipment, expertise, and technical capabilities to undertake the task of environmental assessment and pollution control. Laboratory development is regular and continuous work.

Zonal office (south) Bangalore has four divisions for analysis of water/wastewater, Source/Ambient Air, Microbiology and Soil/Hazardous waste. Each division is headed by supervisor at the level of senior Scientific Assistants. For the financial year 2014 April to March 2015 have analysed 116 Source emission, 50 ambient air , 317 water/waste water, 21 microbiology and 13 soil/hazardous samples for various parameters.

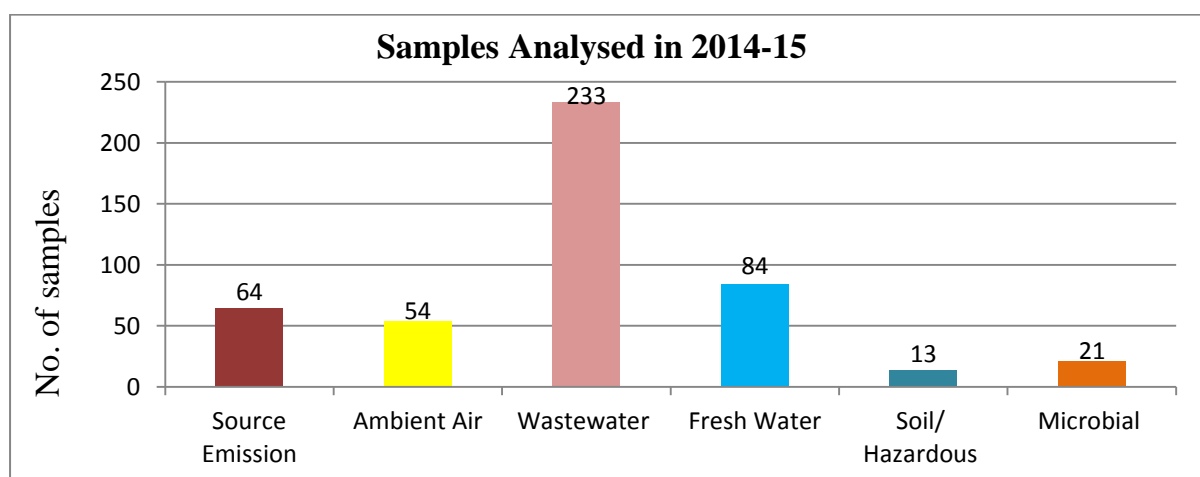
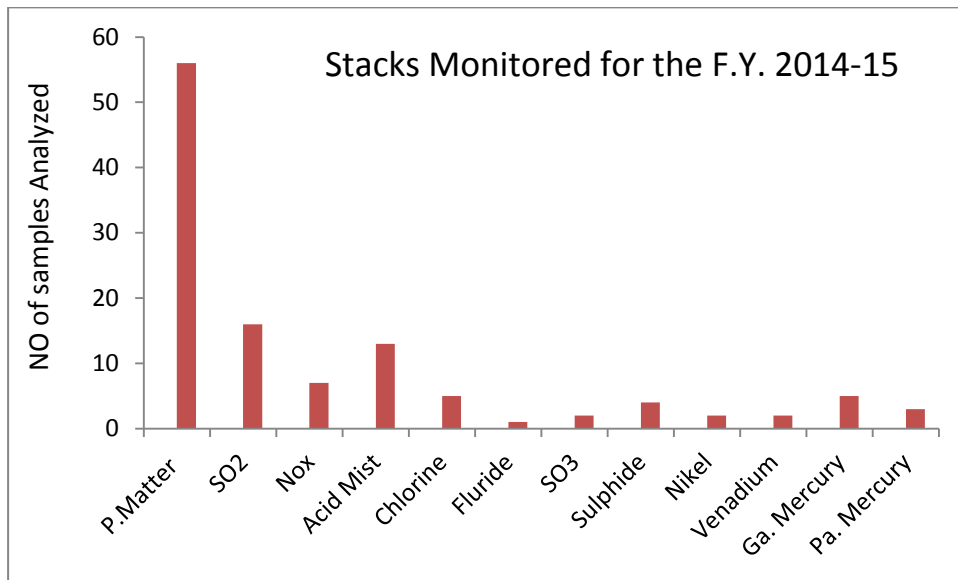


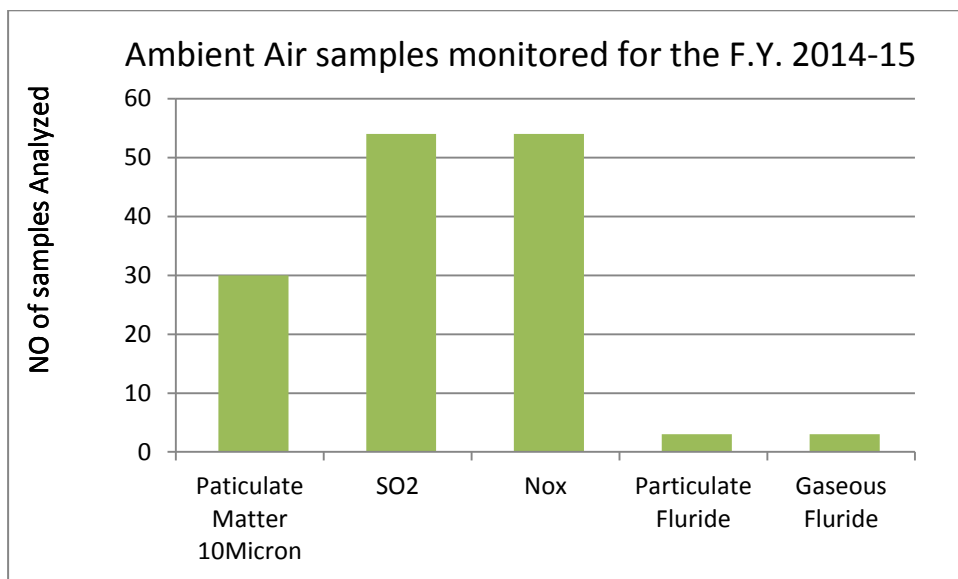
Fig: Number of samples analysed in 2014-15

Air Monitorings:

In total 33 industries were monitored under ESS, NGT, Public complaints and project studies and 64 stacks were monitored apart from participating in the international PT tests. The various parameters that were monitored include PM,SO₂, NO_x, Acid mist, Chlorine gas, Fluoride, SO₃, Sulphide, Nickel, Vanadium gaseous and particulate mercury. Pictorial details given below.

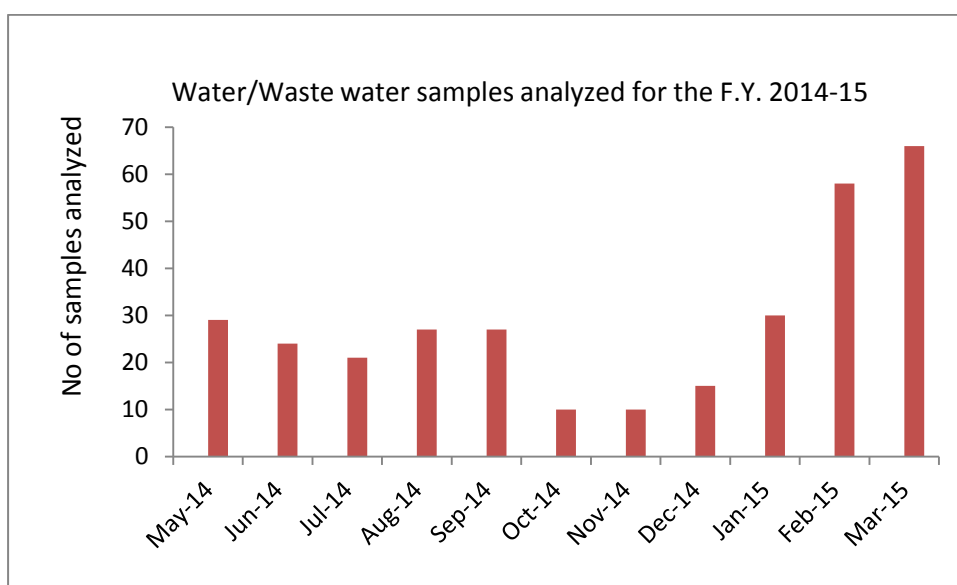


In ambient monitoring Thirty PM₁₀, Fifty four SO₂ and NO_x and Two Particulate / gaseous fluoride samples were analysed. On Deepawali festival ambient air was carried in three locations as per directions of Hon Supreme court. The details of the air samples analysed for the year 2014-15 is given below.

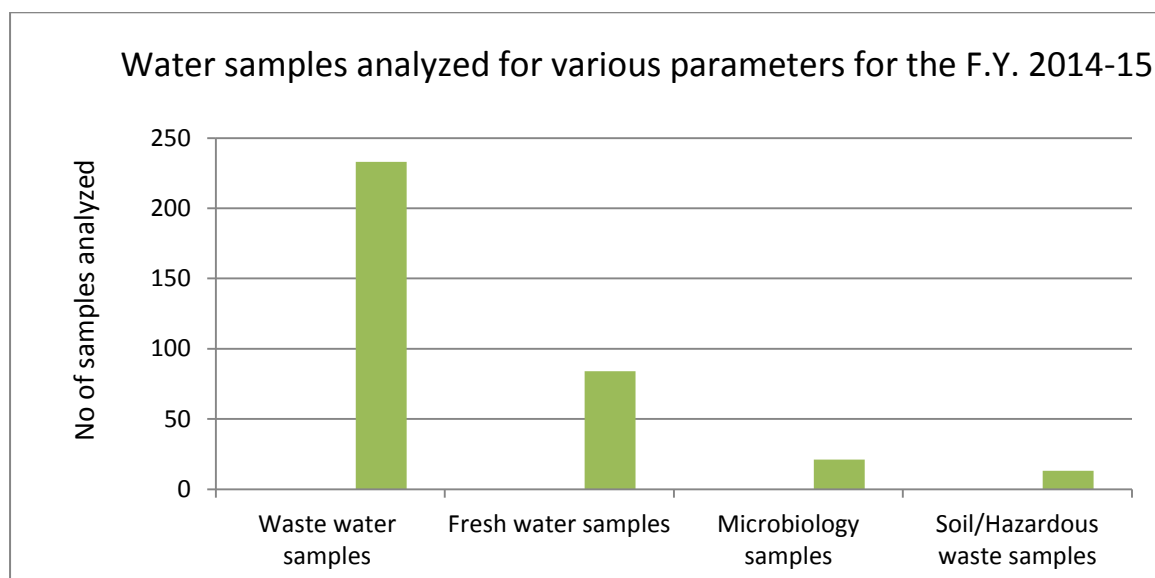


Water/Waste water Monitoring

317 water/waste water samples were analysed for the year 2014-15 out of 317 samples 233 samples are analysed for waste water and 84 fresh water samples . On an average 25 samples were analysed for around 9-15 parameters. Analysis load was high in the last three months (Jan, Feb and March) of F.Y. because of completion of projects. The month wise load in the lab is shown in the picture below.



In the financial year 2014-15, 233 waste water samples, 84 fresh water samples, 21 microbial samples and 13 solid/Hazardous waste samples were analysed.



The lab has participated in Two international PT test and achieved good score. In the national PT test conducted by CPCB has achieved 100% conformity. The lab has instruments, Glassware and other items calibrated. New water purification is procured and entered in to AMC with sophisticated instruments. The supervisors and analysts were given training on various topics which is the requirement of the lab.