



ਪੰਜਾਬ ਪ੍ਰਦੂਸ਼ਣ ਰੋਕਥਾਮ ਬੋਰਡ
PUNJAB POLLUTION CONTROL BOARD

Zonal Office-II, 3rd Floor, savitri Complex-I, Dholewal Chowk, G.T. Road, Ludhiana.
Ph. 0161-2533350 E-Mail: seezo2ldhppcb@yahoo.com

No. 1247

Date 17/3/2015

Kind Attention:- Sh. N.K. Gupta

To

The Member Secretary,
Central Pollution Control Board,
Parivesh Bhawan, East Arjun Nagar,
Shahadra, Delhi-110032.

ESS
Sub: Minutes of the meeting held on 20/1/2015 at 11.00 a.m under the Chairmanship of Hon'ble Secretary to Govt. of Punjab, Deptt. of Science, Technology & Environment to review the progress of various activities being carried out by different departments regarding: Abatement of environmental pollution in critical polluted areas Ludhiana and Mandi Gobindgarh (Ludhiana Action Plan & Mandi Gobindgarh Action Plan).

Enclosed, please find herewith the minutes of the meeting held on 20/1/2015 at 11.00 a.m under the Chairmanship of Hon'ble Secretary to Govt. of Punjab, Deptt. of Science, Technology & Environment to review the progress of various activities to be carried out by different departments regarding abatement of environmental pollution in critical polluted areas Ludhiana and Mandi Gobindgarh.

This is for your kind information and further necessary action, please.

DA/As above

[Signature]
Senior Environmental Engineer
For and on behalf of Chairman of the Board

Endst. No. _____

Dated. _____

A copy of the above is forwarded to the Scientist 'D'-cum-Incharge, Zonal Office, CPCB, PICUP Bhawan, Vibhuti Khand, Gomti Nagar, Lucknow- 226060, Uttar Pradesh for information and further necessary action, please.

DA/As above

[Signature]
Senior Environmental Engineer
For and on behalf of Chairman of the Board

for n/a m
07/4
Dr Chhary

Subject: Minutes of the meeting held on 20/1/2015 at 11.00 a.m under the Chairmanship of Hon'ble Secretary to Govt. of Punjab, Deptt. of Science, Technology & Environment to review the progress of various activities to be carried out by different departments regarding abatement of environmental pollution in critical polluted areas Ludhiana and Mandi Gobindgarh

The following were present:

1. Sh. Manpreet Singh Chhatwal, IAS,
Chairman, PPCB, Patiala.
2. Sh. Sourabh Gupta, IFS,
Deptt. of Forest, Mohali.
3. Sh. Supreet Singh Gulati, IAS.
ADC Development, Ludhiana.
4. Dr. Babu Ram,
Member Secretary, PPCB, Patiala
5. Sh. Amrit Brar,
AIG, Traffic, Punjab.
6. Sh. Sukhwinder Singh, Conservator,
Deptt. of Soil Conservations.
7. Er. Gulshan Rai,
CEE, PPCB, Ludhiana.
8. Sh. Manjit Singh,
SE (O & M), Municipal Corporation, Ludhiana.
9. Sh. Arshdeep Singh,
S.E, PSIEC, Chandigarh.
10. Er. Harbir Singh,
SEE, ZO-II, PPCB, Ludhiana.
11. Dr. C.J. Venu.
Municipal Corporation, Ludhiana
12. Sh. Gurdeep Singh, PPS,
ADCP, Traffic, Ludhiana.
13. Sh. Hardevinder Singh, PPS,
Punjab Police, Ludhiana.
14. Sh. P.C. Bains,
Senior Manager, PEDA.
15. Sh. S.K. Jain,
Assistant Director, PSCST, Chandigarh.
16. Sh. V.V. Garg,
EIC-cum-T.A., PWSSB.
17. Dr. Shailender Singh,
AMG, CGWB, Chandigarh.
18. Sh. Dharma Dev,
Under Secretary, Health.
19. Sh. Mahesh Garg,
Joint State Transport Commissioner, Punjab.
20. Sh. S.P. Singh,
OSD, Deptt. of Industries & Commerce.
21. Sh. S.K. Saluja,
Xen, Canals, Punjab Irrigation.
22. Sh. Ashok Kumar,
Executive Officer, M.C. Mandi Gobindgarh.
23. Sh. Mukesh Goyal,
PWD (B & R).
24. Er. Ashok Kumar Garg,
EE, ZO-II, PPCB, Ludhiana.

25. Sh. Vijay Mehtani,
Vice President, PDA, Ludhiana.
26. Sh. Harvinder Singh,
Joint Secretary, PDA, Ludhiana.
27. Sh. Vipin Mittal,
Executive Member, PDA, Ludhiana

At the outset of the meeting, the Member Secretary, Punjab Pollution Control Board apprised as under:-

- Based on the study carried out by CPCB / MoEF, Ludhiana & Mandi Gobindgarh towns were declared as critically polluted area by MoEF vide office Memorandum dated 13/01/2010.
- Action Plans for abatement of pollution in these critically polluted areas were submitted to CPCB / MoEF in the month of June, 2010.
- High Level Steering Committee under the Chairmanship of Hon'ble Chief Secretary, Punjab for monitoring the progress on the Action Plan was constituted on 29/9/2010. Last meeting of the High Level Steering Committee was held on 08/03/2013.
- Distt. Level Committees were constituted under the chairmanship of concerned Deputy Commissioners of Ludhiana & Mandi Gobindgarh.
- Regular meetings at the District level under the Chairmanship of concerned Deputy Commissioners are being held.
- The progress on the various activities being carried out by the various departments of the State of Punjab was submitted to the CPCB.
- Now PPCB has been asked to submit the latest progress report in the matter.

Thereafter, the Secretary to Govt. of Punjab, Deptt. of Science, Technology & Environment stated that to control pollution it is utmost duty as the same environment will be handed over by us to the new generation. He then asked the Member Secretary, Punjab Pollution Control Board to give presentation of progress made by different departments to discuss the activities pertaining to their departments.

The progress of various departments regarding abatement of pollution in Ludhiana and Mandi Gobindgarh were discussed in the meeting and the decisions taken by the Secretary to Govt. of Punjab, Deptt. of Science, Technology & Environment are as per **Annexure-1 and Annexure-2** annexed herewith.

Annexure-1

PROCEEDINGS OF THE MEETING TAKEN BY THE SECRETARY TO GOVT. OF PUNJAB, DEPTT. OF SCIENCE, TECHNOLOGY & ENVIRONMENT ON 20-01-2015 TO REVIEW THE IMPLEMENTATION OF ACTION PLAN FOR ABATEMENT OF POLLUTION IN CRITICALLY POLLUTED AREA OF LUDHIANA

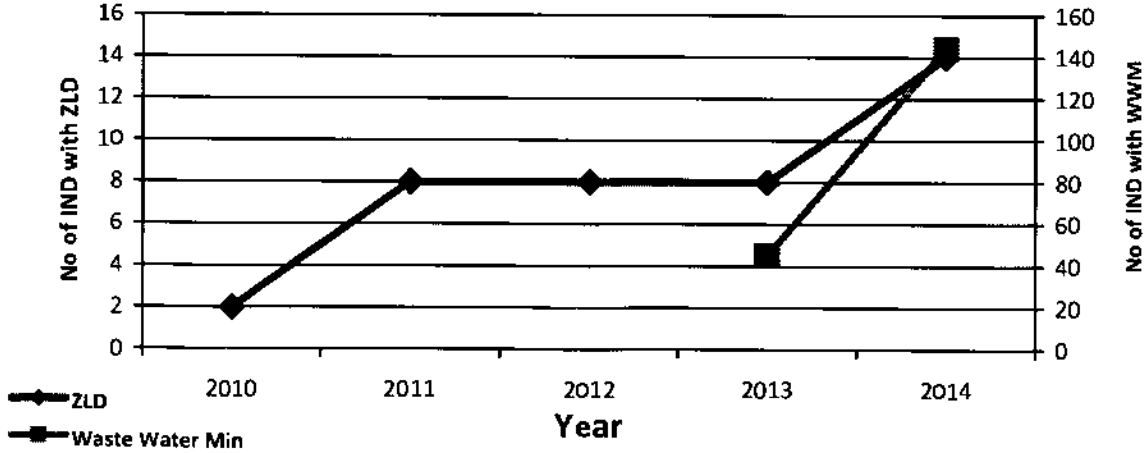
PUNJAB WATER SUPPLY & SEWERAGE BOARD

Sr. No.	Item		Year wise progress regarding implementation of Action Plan	Decision Taken to achieve the balance target																												
	Main Areas	Target date																														
1.	Upgradation of existing sewage treatment plants.	30/9/2011	<p>Target Achieved:-</p> <table border="1"> <tr> <td>2010</td> <td>3 no. STPs of capacity 311 MLD (48 MLD UASB+ 111 MLD UASB + 152 MLD UASB) installed.</td> </tr> <tr> <td>2011</td> <td>New module of 105 MLD at STP Balloke based on SBR technology commissioned to make total capacity 416 MLD</td> </tr> <tr> <td>2012</td> <td>New module of 50 MLD at STP Bhattian based on SBR technology commissioned to make total capacity 466 MLD</td> </tr> <tr> <td>2013</td> <td>During the year 2013, 466 MLD capacity STPs were operational.</td> </tr> <tr> <td>2014</td> <td>Total capacity of STPs in the year 2014 remained 466 MLD.</td> </tr> </table> <p style="text-align: center;">Upgradation of STP</p> <table border="1"> <caption>Upgradation of STP Data</caption> <thead> <tr> <th>Year</th> <th>STP Capacities (MLD)</th> <th>Total Domestic Effluent (MLD)</th> </tr> </thead> <tbody> <tr> <td>2010</td> <td>311</td> <td>600</td> </tr> <tr> <td>2011</td> <td>416</td> <td>600</td> </tr> <tr> <td>2012</td> <td>466</td> <td>600</td> </tr> <tr> <td>2013</td> <td>466</td> <td>600</td> </tr> <tr> <td>2014</td> <td>466</td> <td>600</td> </tr> </tbody> </table>	2010	3 no. STPs of capacity 311 MLD (48 MLD UASB+ 111 MLD UASB + 152 MLD UASB) installed.	2011	New module of 105 MLD at STP Balloke based on SBR technology commissioned to make total capacity 416 MLD	2012	New module of 50 MLD at STP Bhattian based on SBR technology commissioned to make total capacity 466 MLD	2013	During the year 2013, 466 MLD capacity STPs were operational.	2014	Total capacity of STPs in the year 2014 remained 466 MLD.	Year	STP Capacities (MLD)	Total Domestic Effluent (MLD)	2010	311	600	2011	416	600	2012	466	600	2013	466	600	2014	466	600	<p>Chairperson was not satisfied with the progress made by Punjab Water Supply and Sewerage Board as the target date for upgradation of STPs. Punjab Pollution Control Board informed that the total discharge into Budha Nallah is Approx. 750 MLD out of which 150 MLD is industrial effluent and the remaining 600 MLD is domestic effluent.</p> <p>After detailed deliberations, the Chairperson decided as under:-</p> <ol style="list-style-type: none"> 1) MC/PWSSB shall limit the water supply to consumers as per prescribed standards so as to conserve water. The department shall make a penalty clause for the consumer using excess water than the prescribed standards. 2) PWSSB shall upgrade the existing three STPs based on UASB Technology to SBR technology upto 30-06-2015. 3) PWSSB shall install additional 2 no. new STPs based on SBR (1 No. 70 MLD STP at Jamalpur & 1 no. 100
2010	3 no. STPs of capacity 311 MLD (48 MLD UASB+ 111 MLD UASB + 152 MLD UASB) installed.																															
2011	New module of 105 MLD at STP Balloke based on SBR technology commissioned to make total capacity 416 MLD																															
2012	New module of 50 MLD at STP Bhattian based on SBR technology commissioned to make total capacity 466 MLD																															
2013	During the year 2013, 466 MLD capacity STPs were operational.																															
2014	Total capacity of STPs in the year 2014 remained 466 MLD.																															
Year	STP Capacities (MLD)	Total Domestic Effluent (MLD)																														
2010	311	600																														
2011	416	600																														
2012	466	600																														
2013	466	600																														
2014	466	600																														

			<p>Balance Target:-</p> <ul style="list-style-type: none"> Existing STPs located at Jamalpur of 48 MLD, Bhattian of 111 MLD and Balloke of 152 MLD based on UASB Technology is proposed to be upgraded to SBR Technology. 2 new modules of STPs based on SBR Technology, 1 No. 70 MLD STP at Jamalpur & another 100 MLD STP at Bhattian are to be installed to make the total capacity of STPs to 636 MLD. DPR of these STPs is under preparation by EIL. 	<p>MLD STP at Bhattian) upto 31-12-2015.</p>																												
<p>2.</p>	<p>Laying of sewer lines in remaining areas and connecting with the sewage treatment facilities.</p>	<p>30/6/2012</p>	<p>Target achieved:-</p> <table border="1" data-bbox="651 402 2034 636"> <tr> <td>2010</td> <td>2.74 KM Main sewer laid against 49.97 Km and 41.04 KM lateral sewer laid against 467.95 KM</td> </tr> <tr> <td>2011</td> <td>35.40 KM Main sewer laid against 49.97 Km and 155.060 KM lateral sewer laid against 467.95 KM</td> </tr> <tr> <td>2012</td> <td>40.902 KM Main sewer laid against 49.97 Km and 181.240 KM lateral sewer laid against 467.95 KM.</td> </tr> <tr> <td>2013</td> <td>41.020 KM Main sewer laid against 49.97 Km and 208 KM lateral sewer laid against 467.95 KM</td> </tr> <tr> <td>2014</td> <td>48.965 KM Main sewer laid against 49.97 Km and 456.204 KM lateral sewer laid against 467.95 KM. The funds upto 12/2014 are Rs. 248.14 Cr. & expenditure is Rs.245.69 Cr. The total scope of sewer cannot be completed with the available funds.</td> </tr> </table> <div data-bbox="845 665 1862 1226"> <p style="text-align: center;">Connectivity of Sewer to STPs</p> <table border="1" style="display: none;"> <caption>Data for Connectivity of Sewer to STPs</caption> <thead> <tr> <th>Year</th> <th>Lateral Sewer line (KM)</th> <th>Main Sewer line (KM)</th> </tr> </thead> <tbody> <tr> <td>2010</td> <td>41.04</td> <td>2.74</td> </tr> <tr> <td>2011</td> <td>155.06</td> <td>35.40</td> </tr> <tr> <td>2012</td> <td>181.24</td> <td>40.902</td> </tr> <tr> <td>2013</td> <td>208</td> <td>41.020</td> </tr> <tr> <td>2014</td> <td>456.204</td> <td>48.965</td> </tr> </tbody> </table> </div> <p>Balance Target:- Rs. 12.00 Cr. more are required for completion of laying of the balance main sewer 1.005 KM and lateral sewer 11.746 KM. The sewer will be laid after availability of funds under JNNURM.</p>	2010	2.74 KM Main sewer laid against 49.97 Km and 41.04 KM lateral sewer laid against 467.95 KM	2011	35.40 KM Main sewer laid against 49.97 Km and 155.060 KM lateral sewer laid against 467.95 KM	2012	40.902 KM Main sewer laid against 49.97 Km and 181.240 KM lateral sewer laid against 467.95 KM.	2013	41.020 KM Main sewer laid against 49.97 Km and 208 KM lateral sewer laid against 467.95 KM	2014	48.965 KM Main sewer laid against 49.97 Km and 456.204 KM lateral sewer laid against 467.95 KM. The funds upto 12/2014 are Rs. 248.14 Cr. & expenditure is Rs.245.69 Cr. The total scope of sewer cannot be completed with the available funds.	Year	Lateral Sewer line (KM)	Main Sewer line (KM)	2010	41.04	2.74	2011	155.06	35.40	2012	181.24	40.902	2013	208	41.020	2014	456.204	48.965	<p>PWSSB informed that no provision has been made in the budget either by Local Govt. or M.C. for the laying of balance sewer line.</p> <p>After detailed deliberations, the Chairperson decided as under:-</p> <ol style="list-style-type: none"> 1) PWSSB shall write a letter to Secretary, Local Government for making provision regarding regular scheme for laying of sewer for connecting with the STP. 2) PWSSB shall move the case for getting 12 Crores from state funds to complete the balance sewer. 3) PWSSB shall lay the balance sewer by 31-03-2015.
2010	2.74 KM Main sewer laid against 49.97 Km and 41.04 KM lateral sewer laid against 467.95 KM																															
2011	35.40 KM Main sewer laid against 49.97 Km and 155.060 KM lateral sewer laid against 467.95 KM																															
2012	40.902 KM Main sewer laid against 49.97 Km and 181.240 KM lateral sewer laid against 467.95 KM.																															
2013	41.020 KM Main sewer laid against 49.97 Km and 208 KM lateral sewer laid against 467.95 KM																															
2014	48.965 KM Main sewer laid against 49.97 Km and 456.204 KM lateral sewer laid against 467.95 KM. The funds upto 12/2014 are Rs. 248.14 Cr. & expenditure is Rs.245.69 Cr. The total scope of sewer cannot be completed with the available funds.																															
Year	Lateral Sewer line (KM)	Main Sewer line (KM)																														
2010	41.04	2.74																														
2011	155.06	35.40																														
2012	181.24	40.902																														
2013	208	41.020																														
2014	456.204	48.965																														

DEPTT. OF INDUSTRIES AND COMMERCE/ PUNJAB SMALL INDUSTRIES & EXPORT CORPORATION

Sr. No.	Item	Year wise progress regarding implementation of Action Plan	Decision Taken to achieve the balance target																				
	Main Areas Target date																						
1.	Installation and Commissioning of 3 CETPs for dyeing clusters. (Further, there is proposal to install 2 CTP of capacity of 117 MLD and 15 MLD) Construction and commission of CETP at Bahadurke Road by 31/12/2011.	Target achieved:- <table border="1" style="width: 100%; border-collapse: collapse; margin-top: 10px;"> <thead> <tr> <th style="width: 10%;">Year</th> <th>Point wise Progress</th> </tr> </thead> <tbody> <tr> <td>2010</td> <td>Agreement between PDA and IL& FS Water Limited Chennai for preparing DPR of CETP at Tajpur Road.</td> </tr> <tr> <td>2011</td> <td> <ul style="list-style-type: none"> Technical consultant engaged and draft DPR prepared. Govt. of Punjab Notified 32 acre land at Tajpur Road for CETP. SEAC cleared the environment clearance case of CETP at Tajpur Road DPR for CETP submitted by Bahadurke Road Textile & Knitwear Association. </td> </tr> <tr> <td>2012</td> <td> <ul style="list-style-type: none"> Consent to establish (NOC) as well as Environment Clearance granted to CETP at Bahadurke Road. </td> </tr> <tr> <td>2013</td> <td> <ul style="list-style-type: none"> Work regarding installation of CETP at Bahadurke Road started Environmental Clearance granted by MoEF for CETP at Tajpur Road </td> </tr> <tr> <td>2014</td> <td> <ul style="list-style-type: none"> Laid foundation stone by the worthy Deputy Chief Minister in March, 2014 for 50 MLD CETP for Tajpur Road cluster and 40 MLD CETP for Focal Point at Tajpur Road 40 % of work for installation of CETP for Tajpur Road Cluster completed. 20 % of work for installation of CETP for Focal point Cluster completed. 10 % of work for installation of CETP for Bahadurke Cluster completed. </td> </tr> </tbody> </table> <div style="text-align: center; margin-top: 10px;"> Progress of CETP's <table border="1" style="margin: 10px auto; border-collapse: collapse;"> <caption>Progress of CETP's Data</caption> <thead> <tr> <th>Location</th> <th>%age Progress</th> </tr> </thead> <tbody> <tr> <td>Bahadurke Road</td> <td>10</td> </tr> <tr> <td>Focal Point Cluster</td> <td>20</td> </tr> <tr> <td>Tajpur Road cluster</td> <td>40</td> </tr> </tbody> </table> </div>	Year	Point wise Progress	2010	Agreement between PDA and IL& FS Water Limited Chennai for preparing DPR of CETP at Tajpur Road.	2011	<ul style="list-style-type: none"> Technical consultant engaged and draft DPR prepared. Govt. of Punjab Notified 32 acre land at Tajpur Road for CETP. SEAC cleared the environment clearance case of CETP at Tajpur Road DPR for CETP submitted by Bahadurke Road Textile & Knitwear Association. 	2012	<ul style="list-style-type: none"> Consent to establish (NOC) as well as Environment Clearance granted to CETP at Bahadurke Road. 	2013	<ul style="list-style-type: none"> Work regarding installation of CETP at Bahadurke Road started Environmental Clearance granted by MoEF for CETP at Tajpur Road 	2014	<ul style="list-style-type: none"> Laid foundation stone by the worthy Deputy Chief Minister in March, 2014 for 50 MLD CETP for Tajpur Road cluster and 40 MLD CETP for Focal Point at Tajpur Road 40 % of work for installation of CETP for Tajpur Road Cluster completed. 20 % of work for installation of CETP for Focal point Cluster completed. 10 % of work for installation of CETP for Bahadurke Cluster completed. 	Location	%age Progress	Bahadurke Road	10	Focal Point Cluster	20	Tajpur Road cluster	40	PSIEC informed that the 15 Acre land at Tajpur Road is likely to be developed upto 31-03-2015 and requested to supply the list of scattered dyeing units to whom the plots are to be allotted for shifting. After detailed deliberations, the Chairperson decided as under:- <ol style="list-style-type: none"> 1) PPCB shall supply the list of scattered dyeing units to the PSIEC, immediately. 2) PSIEC shall allot the plots in the 15 Acre land at Tajpur Road only to the existing dyeing units located in the scattered area, so that these scattered dyeing units could be connected with the CETP already under installation. 3) GM,DIC shall get the DPR from Focal Point PDA for Grant-In-Aid and process the same at the earliest. 4) Bahadurke Road Association be persuaded by the Deptt. of Industries & Commerce to re-submit the revised DPR for getting Grant-In-Aid after removing the discrepancies therein. 5) Deptt. of Industries to get the construction of CETP completed from the Punjab Dyers Association by 30-06-2015. 6) Deptt. of Industries to pursue the Grant-In-Aid application of the CETPs with Ministry of Textile, Govt. of India
Year	Point wise Progress																						
2010	Agreement between PDA and IL& FS Water Limited Chennai for preparing DPR of CETP at Tajpur Road.																						
2011	<ul style="list-style-type: none"> Technical consultant engaged and draft DPR prepared. Govt. of Punjab Notified 32 acre land at Tajpur Road for CETP. SEAC cleared the environment clearance case of CETP at Tajpur Road DPR for CETP submitted by Bahadurke Road Textile & Knitwear Association. 																						
2012	<ul style="list-style-type: none"> Consent to establish (NOC) as well as Environment Clearance granted to CETP at Bahadurke Road. 																						
2013	<ul style="list-style-type: none"> Work regarding installation of CETP at Bahadurke Road started Environmental Clearance granted by MoEF for CETP at Tajpur Road 																						
2014	<ul style="list-style-type: none"> Laid foundation stone by the worthy Deputy Chief Minister in March, 2014 for 50 MLD CETP for Tajpur Road cluster and 40 MLD CETP for Focal Point at Tajpur Road 40 % of work for installation of CETP for Tajpur Road Cluster completed. 20 % of work for installation of CETP for Focal point Cluster completed. 10 % of work for installation of CETP for Bahadurke Cluster completed. 																						
Location	%age Progress																						
Bahadurke Road	10																						
Focal Point Cluster	20																						
Tajpur Road cluster	40																						

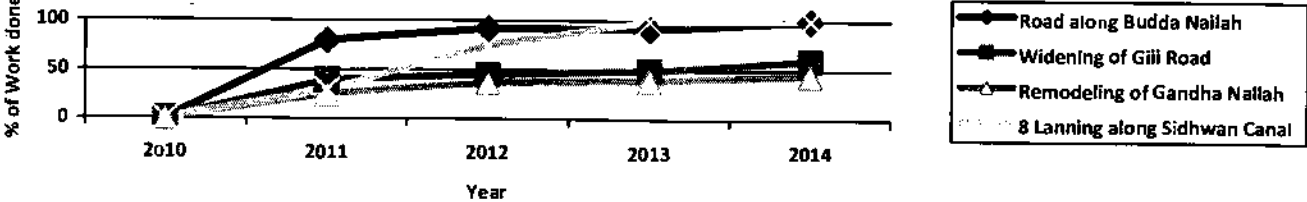
			<p>Balance Target:-</p> <ul style="list-style-type: none"> • Construction and commissioning of 50 MLD CETP for Tajpur Road Cluster by 30-06-2015. • Construction and commissioning of 40 MLD CETP for Focal point Cluster by 30-06-2015. • Construction and commissioning of 15 MLD CETP for Bahadurke Cluster by 30-06-2015. 	<p>and also to get the commitment from the State Govt. to share 25% cost of CETP to enable the Ministry of Textile, Govt. of India to proceed further for clearing Grant-In-Aid to the CETPs for the timely completion.</p>																										
2.	Scout for improved technologies.	Continuous	<p>Target Achieved:-</p> <table border="1" data-bbox="659 410 2024 711"> <thead> <tr> <th>Year</th> <th>Point wise Progress</th> </tr> </thead> <tbody> <tr> <td>2010</td> <td>As per the advise and guidance of the Punjab Pollution Control Board, out of 8 large scale electroplating industries, 2 industries achieved ZLD. A new re-processor facility for effluent from pickling industries was established at Moti Nagar, Ludhiana</td> </tr> <tr> <td>2011</td> <td>The remaining 6 large electroplating industries out of total 8 industries also achieved ZLD</td> </tr> <tr> <td>2014</td> <td>All the 14 large scale electroplating units achieved ZLD. As per the advise and guidance of the Punjab Pollution Control Board, 144 dyeing units adopted a wastewater minimization programe for the reduction and reuse of waste water, which made significant reduction (20 MLD) in the wastewater / water consumption.</td> </tr> </tbody> </table> <p style="text-align: center;">Waste Water Reduction</p>  <table border="1" data-bbox="805 878 1944 1328"> <caption>Waste Water Reduction Data</caption> <thead> <tr> <th>Year</th> <th>No of IND with ZLD</th> <th>No of IND with WWM</th> </tr> </thead> <tbody> <tr> <td>2010</td> <td>2</td> <td>20</td> </tr> <tr> <td>2011</td> <td>8</td> <td>80</td> </tr> <tr> <td>2012</td> <td>8</td> <td>80</td> </tr> <tr> <td>2013</td> <td>8</td> <td>45</td> </tr> <tr> <td>2014</td> <td>14</td> <td>140</td> </tr> </tbody> </table>	Year	Point wise Progress	2010	As per the advise and guidance of the Punjab Pollution Control Board, out of 8 large scale electroplating industries, 2 industries achieved ZLD. A new re-processor facility for effluent from pickling industries was established at Moti Nagar, Ludhiana	2011	The remaining 6 large electroplating industries out of total 8 industries also achieved ZLD	2014	All the 14 large scale electroplating units achieved ZLD. As per the advise and guidance of the Punjab Pollution Control Board, 144 dyeing units adopted a wastewater minimization programe for the reduction and reuse of waste water, which made significant reduction (20 MLD) in the wastewater / water consumption.	Year	No of IND with ZLD	No of IND with WWM	2010	2	20	2011	8	80	2012	8	80	2013	8	45	2014	14	140	<p>Chairperson was satisfied with the progress made by PPCB regarding Waste water minimization.</p> <p>After detailed deliberations, the Chairperson decided that Deptt. of Industry shall also advise and guide the water polluting and air polluting industries to adopt waste minimization program.</p>
Year	Point wise Progress																													
2010	As per the advise and guidance of the Punjab Pollution Control Board, out of 8 large scale electroplating industries, 2 industries achieved ZLD. A new re-processor facility for effluent from pickling industries was established at Moti Nagar, Ludhiana																													
2011	The remaining 6 large electroplating industries out of total 8 industries also achieved ZLD																													
2014	All the 14 large scale electroplating units achieved ZLD. As per the advise and guidance of the Punjab Pollution Control Board, 144 dyeing units adopted a wastewater minimization programe for the reduction and reuse of waste water, which made significant reduction (20 MLD) in the wastewater / water consumption.																													
Year	No of IND with ZLD	No of IND with WWM																												
2010	2	20																												
2011	8	80																												
2012	8	80																												
2013	8	45																												
2014	14	140																												

3.	Awareness creation to increase green cover in industrial areas.	Continuous	<p>Target Achieved:-</p> <table border="1"> <thead> <tr> <th>Year</th> <th>Point wise Progress</th> </tr> </thead> <tbody> <tr> <td>2010</td> <td>The industries were persuaded to increase green cover in the industry premises and other vacant land</td> </tr> <tr> <td>2010-11</td> <td>1922 plants were planted</td> </tr> <tr> <td>2014</td> <td>783620 plants were planted in Ludhiana</td> </tr> </tbody> </table>	Year	Point wise Progress	2010	The industries were persuaded to increase green cover in the industry premises and other vacant land	2010-11	1922 plants were planted	2014	783620 plants were planted in Ludhiana	Chairperson directed Deptt. of Industries & Commerce to create awareness amongst the industries to increase green cover in the industrial areas and also to keep a check on the survival rate of the plants.												
Year	Point wise Progress																							
2010	The industries were persuaded to increase green cover in the industry premises and other vacant land																							
2010-11	1922 plants were planted																							
2014	783620 plants were planted in Ludhiana																							
4.	Shifting of industries, which are located in the non-designed areas, to the designated areas	As per zoning regulation of Master Plan, Ludhiana	<p>Target Achieved:-</p> <table border="1"> <thead> <tr> <th>Year</th> <th>Point wise Progress</th> </tr> </thead> <tbody> <tr> <td>2014</td> <td>As per the record of Punjab Pollution Control Board and Municipal Corporation, Ludhiana, uptill Dec, 2014, 184 no. of red category of industries have been issued permission u/s 79 of Punjab Regional Town Planning & Development Act Amendment 2006 by the ATP, Municipal Corporation, Ludhiana and have been allowed to operate upto August, 2018.</td> </tr> </tbody> </table>	Year	Point wise Progress	2014	As per the record of Punjab Pollution Control Board and Municipal Corporation, Ludhiana, uptill Dec, 2014, 184 no. of red category of industries have been issued permission u/s 79 of Punjab Regional Town Planning & Development Act Amendment 2006 by the ATP, Municipal Corporation, Ludhiana and have been allowed to operate upto August, 2018.	After detailed deliberations, the Chairperson decided that PPCB and Deptt. of Industries & Commerce shall provide data base for shifting of industries from non-designated area to the designated area to PSIEC and PSIEC will develop a Focal Point to the shifting of these industries.																
Year	Point wise Progress																							
2014	As per the record of Punjab Pollution Control Board and Municipal Corporation, Ludhiana, uptill Dec, 2014, 184 no. of red category of industries have been issued permission u/s 79 of Punjab Regional Town Planning & Development Act Amendment 2006 by the ATP, Municipal Corporation, Ludhiana and have been allowed to operate upto August, 2018.																							
5.	Provision of environment infrastructure in the various industrial estates and Focal Points in Ludhiana city including wastewater treatment facilities, improved water supply, road infrastructure, parking facilities and green cover within the industrial areas alongwith development of buffer zone along the residential areas.	Continuous	<p>Target Achieved:-</p> <table border="1"> <thead> <tr> <th>Year</th> <th>Fund incurred</th> <th>Detail</th> </tr> </thead> <tbody> <tr> <td>2011-12</td> <td>141 Lacs</td> <td> <ul style="list-style-type: none"> 6 No tubewells installed 6 No pump chambers installed </td> </tr> <tr> <td>2012-2013</td> <td>1355 Lacs</td> <td> <ul style="list-style-type: none"> RCC Roads constructed </td> </tr> <tr> <td>2013-2014</td> <td>320.31 Lacs</td> <td> <ul style="list-style-type: none"> Bitumen Roads constructed </td> </tr> </tbody> </table> <p style="text-align: center;">Cost for Development of Infrastructure</p> <table border="1"> <caption>Cost for Development of Infrastructure (Rs in Lacs)</caption> <thead> <tr> <th>Year</th> <th>Cost Incurred</th> </tr> </thead> <tbody> <tr> <td>2012</td> <td>141</td> </tr> <tr> <td>2013</td> <td>1355</td> </tr> <tr> <td>2014</td> <td>320.31</td> </tr> </tbody> </table>	Year	Fund incurred	Detail	2011-12	141 Lacs	<ul style="list-style-type: none"> 6 No tubewells installed 6 No pump chambers installed 	2012-2013	1355 Lacs	<ul style="list-style-type: none"> RCC Roads constructed 	2013-2014	320.31 Lacs	<ul style="list-style-type: none"> Bitumen Roads constructed 	Year	Cost Incurred	2012	141	2013	1355	2014	320.31	Chairperson was satisfied with the progress made by the Deptt. of Industries & Commerce/PSIEC and decided that the Deptt. of Industries will make continuous efforts for the improvement in the infrastructure in various Focal Point and Industrial Estates/Area.
Year	Fund incurred	Detail																						
2011-12	141 Lacs	<ul style="list-style-type: none"> 6 No tubewells installed 6 No pump chambers installed 																						
2012-2013	1355 Lacs	<ul style="list-style-type: none"> RCC Roads constructed 																						
2013-2014	320.31 Lacs	<ul style="list-style-type: none"> Bitumen Roads constructed 																						
Year	Cost Incurred																							
2012	141																							
2013	1355																							
2014	320.31																							

DEPARTMENT OF LOCAL BODIES/ MUNICIPAL CORPORATION, LUDHIANA

Sr. No.	Item		Year wise progress regarding implementation of Action Plan	Decision Taken to achieve the balance target										
	Main Areas	Target date												
1.	Control of water pollution from dairy complexes located at Tajpur Road and Humbran Road and shifting of individual dairies located in the city limits to a suitable site outside MC limits and provide with adequate infrastructure including effluent treatment plant and disposal of treated effluent.	<ul style="list-style-type: none"> ➤ Installation of effluent treatment plant and providing proper arrangement for the treated wastewater for the two dairy complexes by 31/12/2010. ➤ Identification of site for shifting of scattered dairies by 31/12/2010. ➤ Preparation of DPR for new dairy complex by 31/12/2010. ➤ Floating of RFP for new dairy complex by 31/3/2011. ➤ Development of dairy complex 	<p>Target achieved:-</p> <p>(A) Shifting of Scattered Dairies:-</p> <table border="1" style="width: 100%; border-collapse: collapse;"> <tr> <td style="width: 10%; text-align: center;">2010</td> <td>M.C. Ludhiana requested D.C. Ludhiana for transfer of 190 acre land of village Goursian Kader Baksh and also requested to indicate the cost of land</td> </tr> <tr> <td style="text-align: center;">2011</td> <td>M.C. Ludhiana received collector rate of Rs. 5,63,800/- per acre for acquiring 190 acre of land at the cost of Rs. 11.71 Crore in Village Gaursian Kader Baksh. M.C. Ludhiana had given its consent vide letter dated 25.02.2011.</td> </tr> <tr> <td style="text-align: center;">2012</td> <td>The Panchayat of the said village was not ready to accept the collector rate except the market rate, which was Rs. 26.00 Lacs per acre. It was decided that the land will be acquired at the market rate</td> </tr> <tr> <td style="text-align: center;">2013</td> <td>It was decided that present dairy complexes situated at Humbran Road, Halbowal and Tajpur Road will not be shifted. Only scattered dairies falling in the M.C. Limits of Ludhiana will be shifted.</td> </tr> <tr> <td style="text-align: center;">2014</td> <td>IIT New Delhi was approached and they demanded Rs.5.00 lac as consultation fee for planning to set up of ETP Plant/Bio Gas Plant at Tajpur road Dairy complex. As soon as design is received from IIT New Delhi, proposal shall be processed for approval of estimate, tendering and for getting approval from Finance & Contract Committee and It will be executed by 30.06.2015 subject to availability of funds. A letter from the office of Deputy Commissioner Ludhiana brearing No.2217 /DRA/LAC dated 16.5.14 is received by MC Ludhiana on 22.5.14. In this letter, rate of the land of village Gorsian Kadar Baksh (Measuring 153 Acre) and village Kadyana Khurd (Measuring 95 Acre) has been provided to the MC Ludhiana. Asstt.Town Planner (HQ) has been asked to verify the above rates. DDPO, Ludhiana has been asked by M.C. Ludhiana on 6/1/2015 to get resolution passed by the Panchayat of Vill. Kadyana Khurad and fix the lease/rent rates of 95 acres available land for dairy complex. After the finalization of rates of Panchayati land, MC Ludhiana will built a modern dairy complex there and initiate further action to shift the scattered dairies of Ludhiana city.</td> </tr> </table>	2010	M.C. Ludhiana requested D.C. Ludhiana for transfer of 190 acre land of village Goursian Kader Baksh and also requested to indicate the cost of land	2011	M.C. Ludhiana received collector rate of Rs. 5,63,800/- per acre for acquiring 190 acre of land at the cost of Rs. 11.71 Crore in Village Gaursian Kader Baksh. M.C. Ludhiana had given its consent vide letter dated 25.02.2011.	2012	The Panchayat of the said village was not ready to accept the collector rate except the market rate, which was Rs. 26.00 Lacs per acre. It was decided that the land will be acquired at the market rate	2013	It was decided that present dairy complexes situated at Humbran Road, Halbowal and Tajpur Road will not be shifted. Only scattered dairies falling in the M.C. Limits of Ludhiana will be shifted.	2014	IIT New Delhi was approached and they demanded Rs.5.00 lac as consultation fee for planning to set up of ETP Plant/Bio Gas Plant at Tajpur road Dairy complex. As soon as design is received from IIT New Delhi, proposal shall be processed for approval of estimate, tendering and for getting approval from Finance & Contract Committee and It will be executed by 30.06.2015 subject to availability of funds. A letter from the office of Deputy Commissioner Ludhiana brearing No.2217 /DRA/LAC dated 16.5.14 is received by MC Ludhiana on 22.5.14. In this letter, rate of the land of village Gorsian Kadar Baksh (Measuring 153 Acre) and village Kadyana Khurd (Measuring 95 Acre) has been provided to the MC Ludhiana. Asstt.Town Planner (HQ) has been asked to verify the above rates. DDPO, Ludhiana has been asked by M.C. Ludhiana on 6/1/2015 to get resolution passed by the Panchayat of Vill. Kadyana Khurad and fix the lease/rent rates of 95 acres available land for dairy complex. After the finalization of rates of Panchayati land, MC Ludhiana will built a modern dairy complex there and initiate further action to shift the scattered dairies of Ludhiana city.	<p>Chairperson was not satisfied with the progress as the target date was 31-12-2010 and the Municipal Corporation, Ludhiana has neither finalized the land for shifting of scattered dairies nor has installed ETP for Hambran Dairy Complex and Tajpur Road Dairy Complex. The representative of PEDA informed that after acquiring land at Tajpur Road for Bio-Methanation Plant, tenders will be floated for the installation of plant. Chairperson informed that the land for installation of Bio-Methanation Plant will be handed over to PEDA within 2-3 days as decided during the meeting with the Hon'ble Chief Secretary of Punjab.</p> <p>After detailed deliberations, the Chairperson decided as under:-</p> <ol style="list-style-type: none"> 1) Municipal Corporation, Ludhiana shall finalize the land for shifting of dairies upto 31-03-2015 and shall develop it by 30-06-2015 and scattered dairies be shifted upto 30-09-2015. 2) PEDA shall upgrade the existing Bio-Methanation Plant at Hambran by 31-03-2015 and will ensure its proper functioning.
2010	M.C. Ludhiana requested D.C. Ludhiana for transfer of 190 acre land of village Goursian Kader Baksh and also requested to indicate the cost of land													
2011	M.C. Ludhiana received collector rate of Rs. 5,63,800/- per acre for acquiring 190 acre of land at the cost of Rs. 11.71 Crore in Village Gaursian Kader Baksh. M.C. Ludhiana had given its consent vide letter dated 25.02.2011.													
2012	The Panchayat of the said village was not ready to accept the collector rate except the market rate, which was Rs. 26.00 Lacs per acre. It was decided that the land will be acquired at the market rate													
2013	It was decided that present dairy complexes situated at Humbran Road, Halbowal and Tajpur Road will not be shifted. Only scattered dairies falling in the M.C. Limits of Ludhiana will be shifted.													
2014	IIT New Delhi was approached and they demanded Rs.5.00 lac as consultation fee for planning to set up of ETP Plant/Bio Gas Plant at Tajpur road Dairy complex. As soon as design is received from IIT New Delhi, proposal shall be processed for approval of estimate, tendering and for getting approval from Finance & Contract Committee and It will be executed by 30.06.2015 subject to availability of funds. A letter from the office of Deputy Commissioner Ludhiana brearing No.2217 /DRA/LAC dated 16.5.14 is received by MC Ludhiana on 22.5.14. In this letter, rate of the land of village Gorsian Kadar Baksh (Measuring 153 Acre) and village Kadyana Khurd (Measuring 95 Acre) has been provided to the MC Ludhiana. Asstt.Town Planner (HQ) has been asked to verify the above rates. DDPO, Ludhiana has been asked by M.C. Ludhiana on 6/1/2015 to get resolution passed by the Panchayat of Vill. Kadyana Khurad and fix the lease/rent rates of 95 acres available land for dairy complex. After the finalization of rates of Panchayati land, MC Ludhiana will built a modern dairy complex there and initiate further action to shift the scattered dairies of Ludhiana city.													

		<p>alongwith environmental infrastructure by 30/9/2011.</p> <p>➤ Shifting of scattered dairies by 31/12/2011.</p>	<p>(B) Installation of Effluent Treatment Plant at Hambran Dairy Complex and Tajpur Road Dairy Complex:-</p> <ul style="list-style-type: none"> • Bio-Gas Plant has already been installed and is operated by PEDDA. <p><u>Target Yet to be achieved:-</u></p> <ul style="list-style-type: none"> • DPR for installation of ETP for Hambran Dairy Complex and Tajpur Road Dairy Complex – 31-03-2015 and installation of ETPs by 30-06-2015. • DPR for installation of Bio-Gas Plant at Tajpur Road Dairy Complex by 31-03-2015 and installation of Bio-Gas Plant by 30-06-2015. • Upgradation of existing Bio-Gas Plant at Hambran Dairy Complex by 31-03-2015. • Finalization of land for shifting of scattered dairies by 31-03-2015 and shifting of dairies by 30-09-2015 	<p>3) PEDDA shall take over the possession of land for the installation of Bio-Methanation Plant at Tajpur Road with the help of Deptt. of industries & Commerce and shall install the plant by 30-06-2015.</p> <p>4) Municipal Corporation, Ludhiana shall install ETPs for Hambran Dairy Complex and Tajpur Road Dairy Complex by 30-06-2015 and ensure that no effluent from dairies is discharged into Budha Nallah.</p>												
2.	<p>Development of Engineered Municipal Solid Waste dump site and compliance of provisions of the Municipal Solid Waste (Management & Handling) Rules, 2000.</p>	<p>➤ RFP finalization for municipal solid waste handling and management by 31/7/2010.</p> <p>➤ Door to door collection and commission of facility by 31/3/2011.</p>	<p><u>Target achieved:-</u></p> <table border="1"> <thead> <tr> <th>Year</th> <th>Point wise Progress</th> </tr> </thead> <tbody> <tr> <td>2010</td> <td>Whole state of Punjab is divided in to 8 no. of MSW clusters. M.C. Ludhiana has engaged M/s IL&FS as consultant for management of Municipal solid waste. The DPR amounting of Rs. 98.33 crore prepared by the consultant was approved by the municipal corporation, Ludhiana and proposal was sent to Govt. of India for further approval</td> </tr> <tr> <td>2011</td> <td>Common action plan for management of MSW prepared. The site authorization committee approved Tajpur site for setting up of engineering municipal solid waste dump facility on 25.02.2011 at village Jamalpur. The term of reference for MSW site at Jamalpur and village Jainpur had been issued by SEAC and same were sent to the consultant engaged for the preparation of EIA study. The M.C. Ludhiana had made agreement for management of MSW on 30.11.2011 with M/s A to Z company and the possession of land at Jamalpur and Jainpur dump site had been handed over to A to Z company.</td> </tr> <tr> <td>2012</td> <td>10 point Common action plan for management of MSW being implemented. The engaged company had started lifting MSW from whole of the city. The company has started door to door collection in selected area of Zone-C. Moreover, the company has planted approx. 2000 plant at Jamalpur dump site.</td> </tr> <tr> <td>2013</td> <td>MSW 10 point Common action plan was not properly implemented and M.C Ludhiana is required to installed integrated municipal solid waste management facility by 31.3.2014. The environment clearance for setting up of integrated municipal solid waste management facility at Jamalpur and Jainpur were granted to the M.C. Ludhiana.</td> </tr> <tr> <td>2014</td> <td>M.C Ludhiana failed to install integrated municipal solid waste management facility by 31.3.2014 and Honable National Green Tribunal has directed MUNICIPAL CORPORATION, LUDHIANA to complete the installation of facility by 31.3.2015. RFP document has been finalized and solid waste is being collected in 40% of the city.</td> </tr> </tbody> </table>	Year	Point wise Progress	2010	Whole state of Punjab is divided in to 8 no. of MSW clusters. M.C. Ludhiana has engaged M/s IL&FS as consultant for management of Municipal solid waste. The DPR amounting of Rs. 98.33 crore prepared by the consultant was approved by the municipal corporation, Ludhiana and proposal was sent to Govt. of India for further approval	2011	Common action plan for management of MSW prepared. The site authorization committee approved Tajpur site for setting up of engineering municipal solid waste dump facility on 25.02.2011 at village Jamalpur. The term of reference for MSW site at Jamalpur and village Jainpur had been issued by SEAC and same were sent to the consultant engaged for the preparation of EIA study. The M.C. Ludhiana had made agreement for management of MSW on 30.11.2011 with M/s A to Z company and the possession of land at Jamalpur and Jainpur dump site had been handed over to A to Z company.	2012	10 point Common action plan for management of MSW being implemented. The engaged company had started lifting MSW from whole of the city. The company has started door to door collection in selected area of Zone-C. Moreover, the company has planted approx. 2000 plant at Jamalpur dump site.	2013	MSW 10 point Common action plan was not properly implemented and M.C Ludhiana is required to installed integrated municipal solid waste management facility by 31.3.2014. The environment clearance for setting up of integrated municipal solid waste management facility at Jamalpur and Jainpur were granted to the M.C. Ludhiana.	2014	M.C Ludhiana failed to install integrated municipal solid waste management facility by 31.3.2014 and Honable National Green Tribunal has directed MUNICIPAL CORPORATION, LUDHIANA to complete the installation of facility by 31.3.2015. RFP document has been finalized and solid waste is being collected in 40% of the city.	<p>Chairperson was not satisfied with the progress made by Municipal Corporation, Ludhiana as only 40% of the city is covered, till date.</p> <p>After detailed deliberations, the Chairperson decided as under:-</p> <ol style="list-style-type: none"> 1) Municipal Corporation, Ludhiana shall cover the entire Ludhiana city for door to door collection of Municipal Solid Waste upto 31-03-2015. 2) PPCB shall initiate action against the officers/officials of Municipal Corporation, Ludhiana responsible for not implementing 100% door to door collection by 31-03-2015. 3) Municipal Corporation, Ludhiana shall develop Engineered Municipal Solid Waste dump site by 30-09-2015.
Year	Point wise Progress															
2010	Whole state of Punjab is divided in to 8 no. of MSW clusters. M.C. Ludhiana has engaged M/s IL&FS as consultant for management of Municipal solid waste. The DPR amounting of Rs. 98.33 crore prepared by the consultant was approved by the municipal corporation, Ludhiana and proposal was sent to Govt. of India for further approval															
2011	Common action plan for management of MSW prepared. The site authorization committee approved Tajpur site for setting up of engineering municipal solid waste dump facility on 25.02.2011 at village Jamalpur. The term of reference for MSW site at Jamalpur and village Jainpur had been issued by SEAC and same were sent to the consultant engaged for the preparation of EIA study. The M.C. Ludhiana had made agreement for management of MSW on 30.11.2011 with M/s A to Z company and the possession of land at Jamalpur and Jainpur dump site had been handed over to A to Z company.															
2012	10 point Common action plan for management of MSW being implemented. The engaged company had started lifting MSW from whole of the city. The company has started door to door collection in selected area of Zone-C. Moreover, the company has planted approx. 2000 plant at Jamalpur dump site.															
2013	MSW 10 point Common action plan was not properly implemented and M.C Ludhiana is required to installed integrated municipal solid waste management facility by 31.3.2014. The environment clearance for setting up of integrated municipal solid waste management facility at Jamalpur and Jainpur were granted to the M.C. Ludhiana.															
2014	M.C Ludhiana failed to install integrated municipal solid waste management facility by 31.3.2014 and Honable National Green Tribunal has directed MUNICIPAL CORPORATION, LUDHIANA to complete the installation of facility by 31.3.2015. RFP document has been finalized and solid waste is being collected in 40% of the city.															

3.	To prepare and implement time target remediation Plan for the dump sites located at Vill. Jamalpur and Vill. Jainpur, where the contamination soil and ground water has been found	<ul style="list-style-type: none"> ➤ Preparation and finalization of remediation plan by 30/09/2010. ➤ Implementation of remediation plan by 30/09/2011. ➤ Regular monitoring of ground water in the vicinity of dump sites. 	<p>Balance Target:-</p> <ul style="list-style-type: none"> • 60% door to door collection of Municipal Solid Waste in balance area of the city is to be covered. • Engineered Municipal Solid Waste dump site is yet to be developed. <p>Target achieved:-</p> <table border="1" data-bbox="680 337 2053 743"> <thead> <tr> <th>Year</th> <th>Point wise Progress</th> </tr> </thead> <tbody> <tr> <td>2010</td> <td>• The DPR amounting of Rs. 98.33 crore prepared by the consultant was approved by the municipal corporation, Ludhiana and proposal was sent to Govt. of India for further approval.</td> </tr> <tr> <td>2011</td> <td> <ul style="list-style-type: none"> • The M.C. Ludhiana made agreement for management of MSW on 30.11.2011 with M/s A to Z company. • The term of reference for MSW site at Jamalpur and village Jainpur was issued by SEAC. • Possession of land at Jamalpur and Jainpur dump site was handed over to A to Z company. </td> </tr> <tr> <td>2012</td> <td> <ul style="list-style-type: none"> • M/s A to Z company started lifting MSW from Ludhiana city. • Door to door collection started in selected area of Zone-C. • Approx. 2000 plants were planted at Jamalpur dump site. </td> </tr> <tr> <td>2013</td> <td>• Environment Clearance was granted to MSW projects at Jamalpur and Jainpur.</td> </tr> <tr> <td>2014</td> <td>• 40% area of the city was covered for door to door collection.</td> </tr> </tbody> </table> <p>Target Yet to be achieved:-</p> <p>Municipal Corporation, Ludhiana is yet to fully implement the scheme for remediation Plan for the dump sites and failed to comply with all the provisions of Municipal Solid Waste (Management & Handling) Rules, 2000.</p>	Year	Point wise Progress	2010	• The DPR amounting of Rs. 98.33 crore prepared by the consultant was approved by the municipal corporation, Ludhiana and proposal was sent to Govt. of India for further approval.	2011	<ul style="list-style-type: none"> • The M.C. Ludhiana made agreement for management of MSW on 30.11.2011 with M/s A to Z company. • The term of reference for MSW site at Jamalpur and village Jainpur was issued by SEAC. • Possession of land at Jamalpur and Jainpur dump site was handed over to A to Z company. 	2012	<ul style="list-style-type: none"> • M/s A to Z company started lifting MSW from Ludhiana city. • Door to door collection started in selected area of Zone-C. • Approx. 2000 plants were planted at Jamalpur dump site. 	2013	• Environment Clearance was granted to MSW projects at Jamalpur and Jainpur.	2014	• 40% area of the city was covered for door to door collection.	<p>Chairperson was not satisfied as Municipal Corporation, Ludhiana has failed to fully implement the scheme for remediation Plan for the dump sites and to comply with all the provisions of Municipal Solid Waste (Management & Handling) Rules, 2000 in letter and spirit.</p> <p>After detailed deliberations, the Chairperson decided as under:-</p> <ol style="list-style-type: none"> 1) Municipal Corporation, Ludhiana shall fully implement the scheme for remediation Plan for the dump sites as they have failed to comply with all the provisions of Municipal Solid Waste (Management & Handling) Rules, 2000 in letter and spirit. 2) PPCB along with the officers/officials of Municipal Corporation, Ludhiana shall collect ground water samples regularly starting from 31-03-2015. 																		
Year	Point wise Progress																																	
2010	• The DPR amounting of Rs. 98.33 crore prepared by the consultant was approved by the municipal corporation, Ludhiana and proposal was sent to Govt. of India for further approval.																																	
2011	<ul style="list-style-type: none"> • The M.C. Ludhiana made agreement for management of MSW on 30.11.2011 with M/s A to Z company. • The term of reference for MSW site at Jamalpur and village Jainpur was issued by SEAC. • Possession of land at Jamalpur and Jainpur dump site was handed over to A to Z company. 																																	
2012	<ul style="list-style-type: none"> • M/s A to Z company started lifting MSW from Ludhiana city. • Door to door collection started in selected area of Zone-C. • Approx. 2000 plants were planted at Jamalpur dump site. 																																	
2013	• Environment Clearance was granted to MSW projects at Jamalpur and Jainpur.																																	
2014	• 40% area of the city was covered for door to door collection.																																	
4.	Improvement of road infrastructure for better and smooth traffic movement.	Continuous	<p>Target Achieved:-</p> <p style="text-align: center;">Progress in Improvement in infrastructure</p>  <table border="1" data-bbox="720 1144 2026 1344"> <caption>Progress in Improvement in infrastructure</caption> <thead> <tr> <th>Year</th> <th>Road along Buddha Nailah (%)</th> <th>Widening of Gili Road (%)</th> <th>Remodeling of Gandha Nailah (%)</th> <th>8 Lanning along Sidhwan Canal (%)</th> </tr> </thead> <tbody> <tr> <td>2010</td> <td>0</td> <td>0</td> <td>0</td> <td>0</td> </tr> <tr> <td>2011</td> <td>75</td> <td>40</td> <td>30</td> <td>20</td> </tr> <tr> <td>2012</td> <td>90</td> <td>50</td> <td>40</td> <td>30</td> </tr> <tr> <td>2013</td> <td>95</td> <td>55</td> <td>45</td> <td>35</td> </tr> <tr> <td>2014</td> <td>100</td> <td>60</td> <td>50</td> <td>40</td> </tr> </tbody> </table>	Year	Road along Buddha Nailah (%)	Widening of Gili Road (%)	Remodeling of Gandha Nailah (%)	8 Lanning along Sidhwan Canal (%)	2010	0	0	0	0	2011	75	40	30	20	2012	90	50	40	30	2013	95	55	45	35	2014	100	60	50	40	<p>Chairperson was satisfied with the progress made by Municipal Corporation, Ludhiana regarding road infrastructure and directed to complete the pending work within scheduled time and Municipal Corporation, Ludhiana shall make continuance effort for the improvement of road infrastructure for better and smooth traffic movement.</p>
Year	Road along Buddha Nailah (%)	Widening of Gili Road (%)	Remodeling of Gandha Nailah (%)	8 Lanning along Sidhwan Canal (%)																														
2010	0	0	0	0																														
2011	75	40	30	20																														
2012	90	50	40	30																														
2013	95	55	45	35																														
2014	100	60	50	40																														

Work being undertaken by MCL	2010	2011	2012	2013	2014
• Construction of road along Budha Nallah. (1.67Km) Rs.13.20Crore.	Nil	80%	92%	92%	Work completed
• Construction of slip roads near Veer Palace, Vardhman Chowk & Jamalpur on Ludhiana- Chandigarh road.	Nil	Completed near Vardhman Chowk	Completed near Vardhman Chowk	Completed near Vardhman Chowk	Completed near Vardhman Chowk
		70% near Jamalpur	Completed near Jamalpur	Completed near Jamalpur	Completed near Jamalpur
		Work not started near Veer Palace	Work not started near Veer Palace	Work not started near Veer Palace	Work not started near Veer Palace
• Widening of existing Gill road by providing interlocking tiles. (1.96 Cr.)	Nil	40%	45%	50%	60%
• Remodeling of Ganda Nallah from Gurudwara Dukh Niwaran Sahib to Shingar Cinema.	Nil	25%	37%	40%	45%
• Construction of Flyover at Partap Chowk on link road.	Nil	Completed	Already Completed	Already Completed	Already Completed
• Construction of additional leg of Gill Chowk Flyover towards Malerkotla and down ramp near Petrol Pump.	Nil	Completed	Already Completed	Already Completed	Already Completed
• Construction of 2 Nos Pedestrian Under Passes on Ludhiana - Ferozpur road near Mini Sect. and Aggar Nagar.	Nil	Near Mini secretariat 85%	Near Mini secretariat completed	Near Mini secretariat completed	Near Mini secretariat completed
		Near Aggar Nagar 60%	Near Aggar Nagar 70%	Near Aggar Nagar 70%	Near Aggar Nagar completed
• Construction of Pakhowal road ROB (near Convent School Railway Crossing) along with Flyover at intersection of Hero Bakery.	Nil	Not started	Not started and study being done by consultant M/s RITES	Not started and study being done by consultant M/s RITES	This work will be started after completion of Road along Sidhwan Canal

			(Proposed for 2012-13 due to Dana Mandi ROB and Sidhwan canal road widening).					as whole traffic has been diverted on this Road
			<ul style="list-style-type: none"> Construction of Under Pass (VUP) at Bharat Nagar Chowk. 	Nil	Under study	Under proposal by PIDB on BOT basis	<ul style="list-style-type: none"> This proposal has been referred to NHAI by State Government. New proposal for const. of flyover has been prepared Rs.24.00 Crore and funds will be arranged from HUDCO Loan. 	
			<ul style="list-style-type: none"> Construction of 5 Nos. Ultra Modern Foot Over Bridge at :- <ul style="list-style-type: none"> (i) Red Cross Bhavan on Mall road. (ii) Out side Bus Stand on Link road. (iii) Bharat Nagar chowk (Ludhiana - Ferozpur road) (iv) PAU Gate No. 2 (Ludhiana-Ferozpur road) (v) Ansal Plaza (Ludhiana-Ferozpur road) (Work to be executed by PIDB under process) 	Nil				
			<ul style="list-style-type: none"> Improvement of entry points 	Nil	Completed	Already	Already	Already

at Sherpur Chowk on old GT Road Ludhiana. Work being taken up by GLADA			completed	completed	completed
• 8 - lanning Ludhiana - Ferozpur road - Sidhwan Canal to Octroi limit.	Nil	30%	75%	Completed	Already Completed
• Construction of Dana Mandi ROB. Work being taken up by PWD (B&R)/PIDB and Railway)	Nil	Not started	Not started	Not started	Not started
• Providing and fixing infermatory sign Board in Ludhiana city	Nil	Completed	Already completed	Already completed	Already completed
• Construction of grade separator at Jamalpur on Ludhiana - Chandigarh road. (under pipe line alignment)	Nil	Drawing and design completed but work not start at site	Drawing and design completed but work not start at site	RITES are being offered to prepare DPR.	This proposal has been referred to NHAI by State Government.
• Construction of ROB in place of existing Lakkar Bridge on Ludhiana - Amritsar Rail Section.	Nil	Approaches to this ROB has been completed and work of railway portion is in progress	Approaches to this ROB has been completed and work of railway portion is in progress	Approaches to this ROB has been completed and work of railway portion is in progress	One leg (Straight portion) opened to traffic. Curved portion to be completed by 31-03-2014.

Chairperson was satisfied with the progress made by Municipal Corporation, Ludhiana and directed to complete the pending work within scheduled time.

5. Upgrading traffic lights for smooth traffic movement.

➤ Identification of congested traffic cross-sections by 30/9/2010.

➤ Upgradation and implementation of plan by 31/12/2010.

Target achieved:-

Year	Point wise Progress
2010	12 main junction were identified in consultation with traffic police for upgrading the traffic light for smooth movement.
2011	The work for installation of total 10 junctions, traffic lights were installed and working satisfactory on vehicle actuated sensor basis system.
2012	At one more junction traffic light had been installed and working properly regarding balance one number traffic light, it was reported that it is not possible to install traffic light at the balance junction (Near Kapoor Hospital) due to non-availability of site.
2013	For remaining points/cross section ATC signals are to be provided by MC, LDH.
2014	It was proposed to install traffic light on 5 more junctions at Ferozpur Road, Ludhiana and two more traffic light in city Ludhiana for smooth movement of traffic.

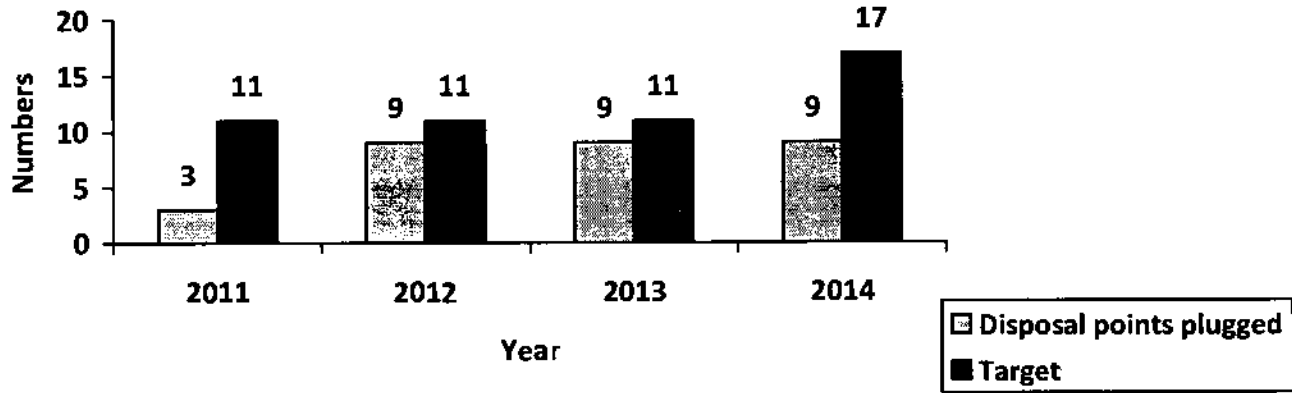
			<p style="text-align: center;">Upgrading traffic lights</p> <table border="1" style="margin-left: auto; margin-right: auto;"> <caption>Data for Upgrading traffic lights chart</caption> <thead> <tr> <th>Year</th> <th>Traffic Light Junction</th> <th>Target of Traffic Light junction</th> </tr> </thead> <tbody> <tr> <td>2010</td> <td>0</td> <td>12</td> </tr> <tr> <td>2011</td> <td>10</td> <td>12</td> </tr> <tr> <td>2012</td> <td>11</td> <td>12</td> </tr> <tr> <td>2013</td> <td>11</td> <td>12</td> </tr> <tr> <td>2014</td> <td>11</td> <td>19</td> </tr> </tbody> </table> <p>Balance Target:- Detail of traffic lights to be installed on Ferozepur Road:- i) Verka Milk Plant Cut ii) Agar Nagar Cut iii) Barewal Cut iv) Lodhi Club Cut v) Rajguru Nagar Cut. vi) Mintgumri Chowk, Model Town. vii) Pakhowal Road near Canal Bridge.</p>	Year	Traffic Light Junction	Target of Traffic Light junction	2010	0	12	2011	10	12	2012	11	12	2013	11	12	2014	11	19	
Year	Traffic Light Junction	Target of Traffic Light junction																				
2010	0	12																				
2011	10	12																				
2012	11	12																				
2013	11	12																				
2014	11	19																				
6.	Rainwater harvesting	Continuous	<p>Target achieved:- MC Ludhiana has adopted amended Rainwater harvesting with security charges vide Resolution No. 1069 dated 18-01-2011.</p> <ul style="list-style-type: none"> ▪ Rs. 25,000 from all commercial, Industrial and Institutional buildings of area less than 500 Sq yards. ▪ Rs.50,000 from all commercial, industrial and institutional buildings of for area more than 500 Sq yards. 	<p>Chairperson asked Municipal Corporation, Ludhiana whether it is ensured that Rainwater harvesting system is actually installed at site. The representative of Municipal Corporation, Ludhiana informed that completion certificate is not issued without verification of Rainwater harvesting system.</p> <p>Chairperson was satisfied with the progress made by Municipal Corporation, Ludhiana. However, the Municipal Corporation, Ludhiana shall submit the</p>																		

7.	Sanitation Improvement in slum areas	Continuous	<p>Target achieved:-</p> <p style="text-align: center;">Connectivity of Sewer to STPs</p> <table border="1"> <caption>Data for Connectivity of Sewer to STPs</caption> <thead> <tr> <th>Year</th> <th>Lateral Sewer line (KM)</th> <th>Main Sewer line (KM)</th> </tr> </thead> <tbody> <tr> <td>2010</td> <td>50</td> <td>5</td> </tr> <tr> <td>2011</td> <td>150</td> <td>30</td> </tr> <tr> <td>2012</td> <td>180</td> <td>35</td> </tr> <tr> <td>2013</td> <td>210</td> <td>35</td> </tr> <tr> <td>2014</td> <td>450</td> <td>50</td> </tr> </tbody> </table> <p>Lying of sewerage system in slum area is under progress. The works shall be completed after availability of funds. It is also mentioned here that the progress w.r.t. lying of sewer in the city of Ludhiana has already been discussed at reported by Punjab Water Supply and Sewerage Board at item no. 2 mentioned above.</p>	Year	Lateral Sewer line (KM)	Main Sewer line (KM)	2010	50	5	2011	150	30	2012	180	35	2013	210	35	2014	450	50	<p>data w.r.t number of installation sanctioned and get installed by Municipal Corporation, Ludhiana.</p> <p>The Item was discussed, being the same as in case of Item no. 2 of PWSSB.</p>
Year	Lateral Sewer line (KM)	Main Sewer line (KM)																				
2010	50	5																				
2011	150	30																				
2012	180	35																				
2013	210	35																				
2014	450	50																				
8.	Green belt/ buffer Zone in industrial areas from residential zones.	<ul style="list-style-type: none"> ➤ First phase of plantation by 31/8/2010. ➤ Second phase of plantation by 28/2/2011. ➤ Plantation shall be done regularly. 	<p>Target achieved:-</p> <table border="1"> <thead> <tr> <th>Year</th> <th>Point wise Progress</th> </tr> </thead> <tbody> <tr> <td>2010</td> <td>M.C. Ludhiana was maintaining 754 numbers parks. To increase green cover 77.5 KM of central verge on different roads of city were planted with trees and shrubs</td> </tr> <tr> <td>2011</td> <td>28663 trees are planted in the city.</td> </tr> <tr> <td>2012</td> <td>93020 more trees were planted in the city of Ludhiana (since 01.06.2010 upto December 2012).</td> </tr> <tr> <td>2013</td> <td>32241 more trees were planted in the city of Ludhiana.</td> </tr> <tr> <td>2014</td> <td>27549 more trees have been planted in the city of Ludhiana.</td> </tr> </tbody> </table>	Year	Point wise Progress	2010	M.C. Ludhiana was maintaining 754 numbers parks. To increase green cover 77.5 KM of central verge on different roads of city were planted with trees and shrubs	2011	28663 trees are planted in the city.	2012	93020 more trees were planted in the city of Ludhiana (since 01.06.2010 upto December 2012).	2013	32241 more trees were planted in the city of Ludhiana.	2014	27549 more trees have been planted in the city of Ludhiana.	<p>After detailed deliberations, the Chairperson decided as under:-</p> <ol style="list-style-type: none"> 1) Municipal Corporation, Ludhiana shall take adequate measures to ensure the survival of the plants. 2) Municipal Corporation, Ludhiana may take the assistance from Deptt. of Forest, for increasing the green belt/buffer zone. 						
Year	Point wise Progress																					
2010	M.C. Ludhiana was maintaining 754 numbers parks. To increase green cover 77.5 KM of central verge on different roads of city were planted with trees and shrubs																					
2011	28663 trees are planted in the city.																					
2012	93020 more trees were planted in the city of Ludhiana (since 01.06.2010 upto December 2012).																					
2013	32241 more trees were planted in the city of Ludhiana.																					
2014	27549 more trees have been planted in the city of Ludhiana.																					

		Green belt Development													
9	Strengthening of Budha Nallah	<p>Target achieved (item added in 2011):-</p> <table border="1"> <thead> <tr> <th>Year</th> <th>Point wise Progress</th> </tr> </thead> <tbody> <tr> <td>2011</td> <td>The M.C. Ludhiana was to carry out lining work and construction of road along the Buddha Nallah, so that water does not over flow in residential area during rainy season and for proper functioning of drag line machines.</td> </tr> <tr> <td>2012 & 2013</td> <td>Out of estimated amount for strengthening of Budha Nallah of Rs. 13.21 crores, work to the tune of Rs.11.30 Cr. Was incurred at site.</td> </tr> <tr> <td>2014</td> <td>100% work was completed.</td> </tr> </tbody> </table>		Year	Point wise Progress	2011	The M.C. Ludhiana was to carry out lining work and construction of road along the Buddha Nallah, so that water does not over flow in residential area during rainy season and for proper functioning of drag line machines.	2012 & 2013	Out of estimated amount for strengthening of Budha Nallah of Rs. 13.21 crores, work to the tune of Rs.11.30 Cr. Was incurred at site.	2014	100% work was completed.	<p>Chairperson was satisfied with the progress. However, the Chairperson decided that the work for maintenance may be done on regular basis so that the Strengthening of Budha Nallah is maintained properly.</p>			
Year	Point wise Progress														
2011	The M.C. Ludhiana was to carry out lining work and construction of road along the Buddha Nallah, so that water does not over flow in residential area during rainy season and for proper functioning of drag line machines.														
2012 & 2013	Out of estimated amount for strengthening of Budha Nallah of Rs. 13.21 crores, work to the tune of Rs.11.30 Cr. Was incurred at site.														
2014	100% work was completed.														
10	Laying of sewer lines/ plugging of direct discharge of sewage into Budha Nallah	<p>Target achieved (Item added in 2011):-</p> <table border="1"> <thead> <tr> <th>Year</th> <th>Point wise Progress</th> </tr> </thead> <tbody> <tr> <td>2011</td> <td>Out of 11 no. disposal point, three number temporary disposal points were stopped i.e. near Chand Cinema, near Haibowal, near Jamalpur and 8 no. were still in operation.</td> </tr> <tr> <td>2012</td> <td>Out of 8 no., 6 more disposal points were plugged and 2 no. still remained operational.</td> </tr> <tr> <td>2013</td> <td>Two main disposals, Trasport Nagar and Tibba Road are still in operation.</td> </tr> <tr> <td>2014</td> <td> <ul style="list-style-type: none"> • Punjab Pollution Control Board has identified total 17 no. disposal points into Budha Nallah. • M.C. Ludhiana have taken following steps for closing the disposal point at Transport Nagar:- <ul style="list-style-type: none"> ➤ The cleaning of 78"sewer line from Hukam Singh Road to Baba Than Singh Chowk through Super sucker machines completed. ➤ The work of desilting of 72" sewer is in progress from Baba Than Singh Chowk (Shagan Palace) </td> </tr> </tbody> </table>		Year	Point wise Progress	2011	Out of 11 no. disposal point, three number temporary disposal points were stopped i.e. near Chand Cinema, near Haibowal, near Jamalpur and 8 no. were still in operation.	2012	Out of 8 no., 6 more disposal points were plugged and 2 no. still remained operational.	2013	Two main disposals, Trasport Nagar and Tibba Road are still in operation.	2014	<ul style="list-style-type: none"> • Punjab Pollution Control Board has identified total 17 no. disposal points into Budha Nallah. • M.C. Ludhiana have taken following steps for closing the disposal point at Transport Nagar:- <ul style="list-style-type: none"> ➤ The cleaning of 78"sewer line from Hukam Singh Road to Baba Than Singh Chowk through Super sucker machines completed. ➤ The work of desilting of 72" sewer is in progress from Baba Than Singh Chowk (Shagan Palace) 	<p>After detailed deliberations, the Chairperson decided as under:-</p> <ol style="list-style-type: none"> 1) Municipal Corporation, Ludhiana shall close the disposals of Transport Nagar and Tibba Road by 28-02-2015. 2) Municipal Corporation, Ludhiana shall close all other 15 no. disposals by 30-06-2015. 	
Year	Point wise Progress														
2011	Out of 11 no. disposal point, three number temporary disposal points were stopped i.e. near Chand Cinema, near Haibowal, near Jamalpur and 8 no. were still in operation.														
2012	Out of 8 no., 6 more disposal points were plugged and 2 no. still remained operational.														
2013	Two main disposals, Trasport Nagar and Tibba Road are still in operation.														
2014	<ul style="list-style-type: none"> • Punjab Pollution Control Board has identified total 17 no. disposal points into Budha Nallah. • M.C. Ludhiana have taken following steps for closing the disposal point at Transport Nagar:- <ul style="list-style-type: none"> ➤ The cleaning of 78"sewer line from Hukam Singh Road to Baba Than Singh Chowk through Super sucker machines completed. ➤ The work of desilting of 72" sewer is in progress from Baba Than Singh Chowk (Shagan Palace) 														

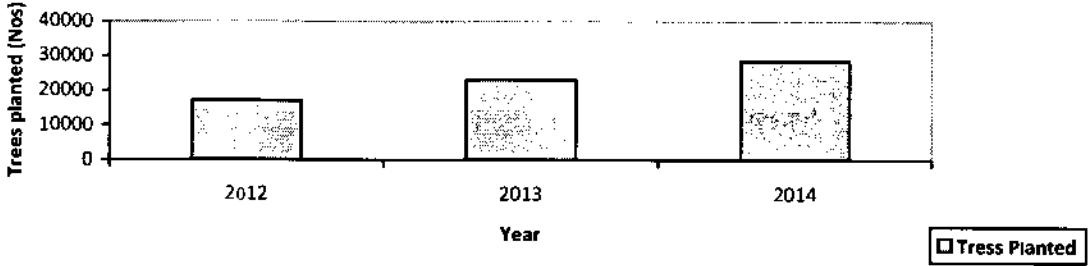
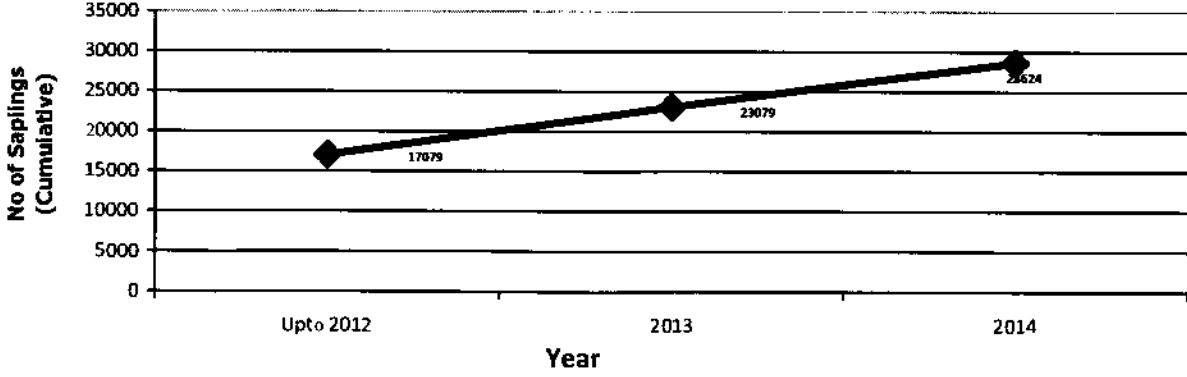
- to Chd. road
- The total length of the sewer to be cleaned : 3.5 Km
- 1.8 Km has been cleaned and further work is in progress.
- An estimate of Rs.83.76 Lac has been received from PWSSB for laying rising main of Transport Nagar.

Status of Disposal points

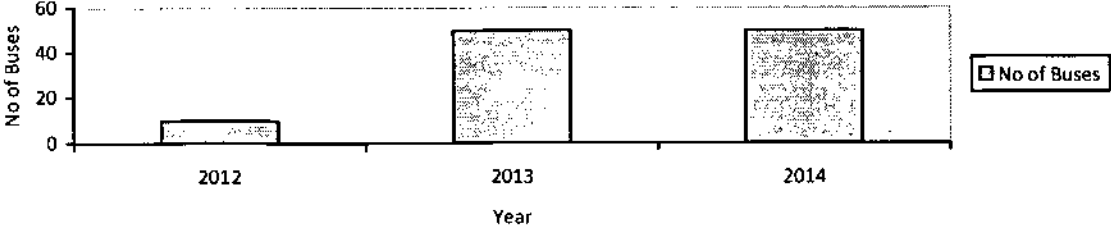


Balance Target:-

- Municipal Corporation, Ludhiana to plugged all the 17 disposal Points still discharging into Budha Nallah
- Regarding other small direct outlets, it is intimated that the work of laying sewer in balance areas under JNNURM is in progress which is likely to be completed by 31-03-2015.
- The DPR for abatement of Pollution from Budha Nallah is being prepared by Engineering India Ltd, New Delhi .

11	Awareness creation to increase green cover in industrial areas.	Continuous	<p>Target achieved (the item added in year 2012)</p> <p style="text-align: center;">Green belt in Industrial area</p>  <table border="1" data-bbox="704 609 2016 743"> <thead> <tr> <th>Year</th> <th>Point wise Progress</th> </tr> </thead> <tbody> <tr> <td>2012</td> <td>17079 No. of saplings have been planted in the Industrial Areas of the city.</td> </tr> <tr> <td>2013</td> <td>Total 6000 no. of saplings have been planted in the Industrial Area of the city</td> </tr> <tr> <td>2014</td> <td>Total 5545 no. of saplings have been planted in the Industrial Area of the city</td> </tr> </tbody> </table> <p style="text-align: center;">Saplings Planted</p> 	Year	Point wise Progress	2012	17079 No. of saplings have been planted in the Industrial Areas of the city.	2013	Total 6000 no. of saplings have been planted in the Industrial Area of the city	2014	Total 5545 no. of saplings have been planted in the Industrial Area of the city	The Chairperson directed Municipal Corporation, Ludhiana to make more plantations in the vacant area.
Year	Point wise Progress											
2012	17079 No. of saplings have been planted in the Industrial Areas of the city.											
2013	Total 6000 no. of saplings have been planted in the Industrial Area of the city											
2014	Total 5545 no. of saplings have been planted in the Industrial Area of the city											
12	Provision of environment infrastructure in the various industrial	Continuous	<p>Target achieved :-</p> <ul style="list-style-type: none"> • 5682 No. of saplings have been planted in the Industrial Areas of the city. • For the development of infrastructure such as Roads, Water supply, Development of Parks, Sewerage etc., the proposals were submitted and the work is to be carried out by P5IEC. 	The Chairperson was satisfied with the progress and directed Municipal Corporation, Ludhiana to create separate funds for continuous development and maintenance of environment infrastructure								

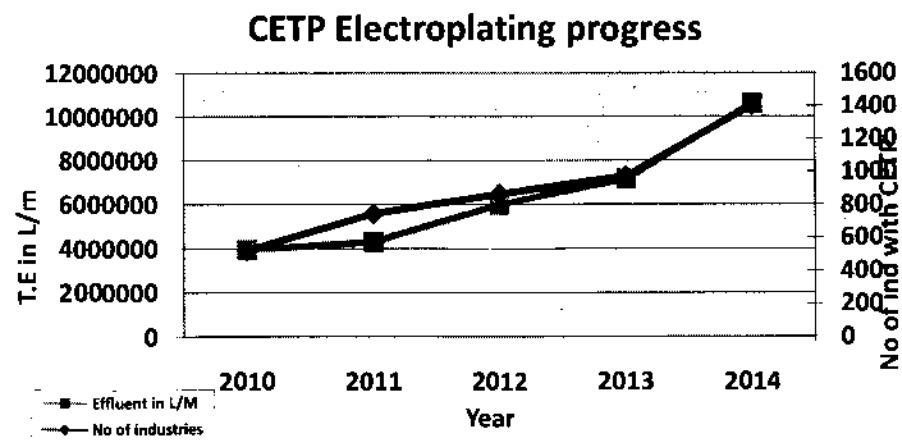
	<p>estates/Focal Points in Ludhiana city including wastewater treatment facilities, improved water supply, road infrastructure, parking facilities and green cover within the industrial areas alongwith development of buffer zone along the residential areas.</p>	<ul style="list-style-type: none"> • PSIEC prepared estimates for these projects. • For providing infrastructure in Industrial Estates, the Improvement Trust has already started the work. • In Focal Point Phase-IV, IV-A, the storm sewer is to be laid by PWSSB with the cost of Rs.20B Lac, out of which, Rs.60.00 Lac has been transferred to PWSSB by MC Ludhiana and work is in progress. • M.C. Ludhiana informed that as per report given by PWSSB, in Focal Point Phase-IV, IV-A, the storm sewer is to be laid by this department with the cost of Rs. 20B Lac, out of which, Rs.100.00 Lac has been received from MC Ludhiana and work is in progress. Upto date expenditure is Rs. 95.44 lac. Work for this whole amount is under process. 	<p>in the various industrial estates/Focal Points in Ludhiana city.</p>								
<p>13</p>	<p>City Bus Service in Ludhiana city.</p>	<p>Target achieved:-</p> <ul style="list-style-type: none"> • 2012- 10 Semi Low Floor Non-AC Buses purchased and put on road. • Tenders for procurement of 160 buses for different categories under JNNURM scheme were opened on 18/12/2012. These 160 Buses will be available by Oct. 2013 in Ludhiana. Funds for purchase of these 160 buses will be as per JNNURM guidelines, which are given as under: <table data-bbox="720 1015 1075 1144"> <tr> <td>GOI - 50%</td> <td>32.60 Cr.</td> </tr> <tr> <td>GOP - 20%</td> <td>13.04 Cr.</td> </tr> <tr> <td>ULB - 30%</td> <td>19.56 Cr.</td> </tr> <tr> <td>Total:</td> <td>65.20 Cr.</td> </tr> </table> • 2013- 40 low floor non A.C-TATA Buses were added to earlier 10 low floor buses. • Presently, Ludhiana City Bus Services Limited have 105 buses in its fleet. • 75 buses delivery yet to be taken from the bus manufacturer companies. The delivery will be taken once the City Bus operations are started. 	GOI - 50%	32.60 Cr.	GOP - 20%	13.04 Cr.	ULB - 30%	19.56 Cr.	Total:	65.20 Cr.	<p>The Chairperson was satisfied with the progress.</p>
GOI - 50%	32.60 Cr.										
GOP - 20%	13.04 Cr.										
ULB - 30%	19.56 Cr.										
Total:	65.20 Cr.										

			<p style="text-align: center;">City Bus Service in Ludhiana city</p>  <table border="1" style="margin-left: auto; margin-right: auto;"> <caption>City Bus Service in Ludhiana city</caption> <thead> <tr> <th>Year</th> <th>No of Buses</th> </tr> </thead> <tbody> <tr> <td>2012</td> <td>10</td> </tr> <tr> <td>2013</td> <td>50</td> </tr> <tr> <td>2014</td> <td>50</td> </tr> </tbody> </table>	Year	No of Buses	2012	10	2013	50	2014	50	
Year	No of Buses											
2012	10											
2013	50											
2014	50											
14	Shifting of industries located in the non-designed areas, to the designated areas.		The compliance is covered under the points related to the Department of Industries at Sr. No. 4.	The item was the same as covered under the points related to the Department of Industries at Sr. No. 4.								

PUNJAB POLLUTION CONTROL BOARD

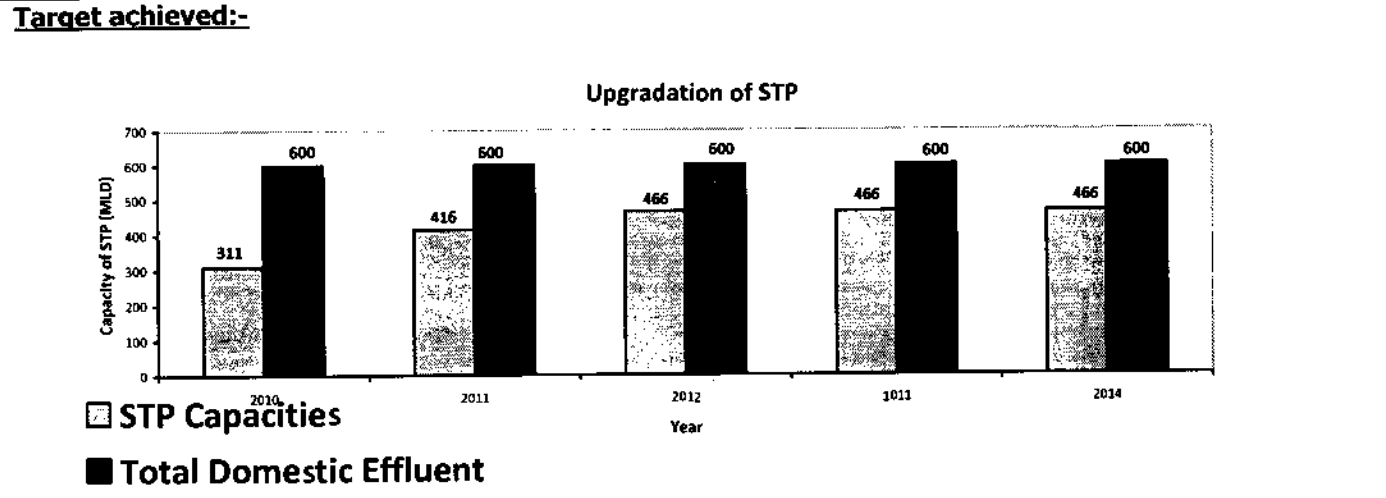
Sr. No.	Main Areas	Target date	Year wise progress regarding implementation of Action Plan	Decision Taken to achieve the balance target												
1.	Installation of CETP for Dyeing Units	Regular persuasion	<p>Target achieved:-</p> <table border="1" style="width: 100%;"> <thead> <tr> <th style="text-align: center;">Year</th> <th style="text-align: center;">Point wise Progress</th> </tr> </thead> <tbody> <tr> <td style="text-align: center;">2010</td> <td>Agreement between PDA and IL& FS Water Limited Chennai for preparing DPR of CETP at Tajpur Road.</td> </tr> <tr> <td style="text-align: center;">2011</td> <td> <ul style="list-style-type: none"> • Technical consultant engaged and draft DPR prepared. • Govt. of Punjab Notified 32 acre land at Tajpur Road for CETP. • SEAC cleared the environment clearance case of CETP at Tajpur Road • DPR for CETP submitted by Bahadurke Road Textile & Knitwear Association. </td> </tr> <tr> <td style="text-align: center;">2012</td> <td> <ul style="list-style-type: none"> • Consent to establish (NOC) as well as Environment Clearance granted to CETP at Bahadurke Road. </td> </tr> <tr> <td style="text-align: center;">2013</td> <td> <ul style="list-style-type: none"> • Work regarding installation of CETP at Bahadurke Road started • Environmental Clearance granted by MoEF for CETP at Tajpur Road </td> </tr> <tr> <td style="text-align: center;">2014</td> <td> <ul style="list-style-type: none"> • Laid foundation stone by the worthy Deputy Chief Minister in March, 2014 for 50 MLD CETP for Tajpur Road cluster and 40 MLD CETP for Focal Point at Tajpur Road • 40 % of work for installation of CETP for Tajpur Road Cluster completed. • 20 % of work for installation of CETP for Focal point Cluster completed. • 10 % of work for installation of CETP for Bahadurke Cluster completed. </td> </tr> </tbody> </table> <p>Balance Target:-</p> <ul style="list-style-type: none"> • Construction and commissioning of 50 MLD CETP for Tajpur Road Cluster by 30-06-2015. • Construction and commissioning of 40 MLD CETP for Focal point Cluster by 30-06-2015. <p>Construction and commissioning of 15 MLD CETP for Bahadurke Cluster by 30-06-2015.</p>	Year	Point wise Progress	2010	Agreement between PDA and IL& FS Water Limited Chennai for preparing DPR of CETP at Tajpur Road.	2011	<ul style="list-style-type: none"> • Technical consultant engaged and draft DPR prepared. • Govt. of Punjab Notified 32 acre land at Tajpur Road for CETP. • SEAC cleared the environment clearance case of CETP at Tajpur Road • DPR for CETP submitted by Bahadurke Road Textile & Knitwear Association. 	2012	<ul style="list-style-type: none"> • Consent to establish (NOC) as well as Environment Clearance granted to CETP at Bahadurke Road. 	2013	<ul style="list-style-type: none"> • Work regarding installation of CETP at Bahadurke Road started • Environmental Clearance granted by MoEF for CETP at Tajpur Road 	2014	<ul style="list-style-type: none"> • Laid foundation stone by the worthy Deputy Chief Minister in March, 2014 for 50 MLD CETP for Tajpur Road cluster and 40 MLD CETP for Focal Point at Tajpur Road • 40 % of work for installation of CETP for Tajpur Road Cluster completed. • 20 % of work for installation of CETP for Focal point Cluster completed. • 10 % of work for installation of CETP for Bahadurke Cluster completed. 	<p>PSIEC informed that the 15 Acre land at Tajpur Road is likely to be developed upto 31-03-2015 and requested to supply the list of scattered dyeing units to whom the plots are to be allotted for shifting.</p> <p style="text-align: center;">After detailed deliberations, the Chairperson decided as under:-</p> <ol style="list-style-type: none"> 1) PPCB shall supply the list of scattered dyeing units to the PSIEC, immediately. 2) PSIEC shall allot the plots in the 15 Acre land at Tajpur Road only to the existing dyeing units located in the scattered area, so that these scattered dyeing units could be connected with the CETP already under installation. 3) GM,DIC shall get the DPR from Focal Point PDA for Grant-In-Aid and process the same at the earliest. 4) Bahadurke Road Association be persuaded by the Deptt. of Industries & Commerce to re-submit the revised DPR for getting Grant-In-Aid after removing the discrepancies therein. 5) Deptt. of Industries to get the construction of CETP completed from the Punjab Dyers Association by 30-06-2015. 6) Deptt. of Industries to pursue the Grant-In-Aid application of the CETPs with Ministry of Textile, Govt. of India and also to get the commitment from the State Govt. to share 25% cost of CETP to enable the Ministry of Textile, Govt. of
Year	Point wise Progress															
2010	Agreement between PDA and IL& FS Water Limited Chennai for preparing DPR of CETP at Tajpur Road.															
2011	<ul style="list-style-type: none"> • Technical consultant engaged and draft DPR prepared. • Govt. of Punjab Notified 32 acre land at Tajpur Road for CETP. • SEAC cleared the environment clearance case of CETP at Tajpur Road • DPR for CETP submitted by Bahadurke Road Textile & Knitwear Association. 															
2012	<ul style="list-style-type: none"> • Consent to establish (NOC) as well as Environment Clearance granted to CETP at Bahadurke Road. 															
2013	<ul style="list-style-type: none"> • Work regarding installation of CETP at Bahadurke Road started • Environmental Clearance granted by MoEF for CETP at Tajpur Road 															
2014	<ul style="list-style-type: none"> • Laid foundation stone by the worthy Deputy Chief Minister in March, 2014 for 50 MLD CETP for Tajpur Road cluster and 40 MLD CETP for Focal Point at Tajpur Road • 40 % of work for installation of CETP for Tajpur Road Cluster completed. • 20 % of work for installation of CETP for Focal point Cluster completed. • 10 % of work for installation of CETP for Bahadurke Cluster completed. 															

2.	Implementation of standards for treated wastewater at the outlet of CETP.	Continuous monitoring	<p>Target achieved:-</p> <ul style="list-style-type: none"> CETP for small scale electroplating industries is monitored every month to ensure the achievement of standards. <table border="1" data-bbox="651 386 2021 592"> <thead> <tr> <th>Year</th> <th>Point wise Progress</th> </tr> </thead> <tbody> <tr> <td>2010</td> <td>520 no of industries were member of CETP and total effluent lifted/treated 39,44,602.83 Ltr/month</td> </tr> <tr> <td>2011</td> <td>743 no of industries were member of CETP and total effluent lifted/treated 42,93,991.58 Ltr/month</td> </tr> <tr> <td>2012</td> <td>863 no of industries were member of CETP and total effluent lifted/treated 60,02,980.75 Ltr/month</td> </tr> <tr> <td>2013</td> <td>969 no of industries were member of CETP and total effluent lifted/treated 71,55,845.08 Ltr/month</td> </tr> <tr> <td>2014</td> <td>1403 no of industries were member of CETP and total effluent lifted/treated 1,06,00,000 Ltrs/month.</td> </tr> </tbody> </table> <ul style="list-style-type: none"> M/s JBR Technologies Pvt. Ltd., Ludhiana is the operator of the CETP based on Zero Liquid Discharge Technology On the persuasion of PPCB, the CETP Operator has upgraded and added 1 no. Reaction tank of 30 KL capacity and 2 no. tube settlers of 20 KL capacity each. The CETP Operator has also added 24 membranes in parallel to the Reverse Osmoses (RO) and 24 no membranes are being added in the second stage RO. The Multi Effect Evaporator (MEE) has also been upgraded. 	Year	Point wise Progress	2010	520 no of industries were member of CETP and total effluent lifted/treated 39,44,602.83 Ltr/month	2011	743 no of industries were member of CETP and total effluent lifted/treated 42,93,991.58 Ltr/month	2012	863 no of industries were member of CETP and total effluent lifted/treated 60,02,980.75 Ltr/month	2013	969 no of industries were member of CETP and total effluent lifted/treated 71,55,845.08 Ltr/month	2014	1403 no of industries were member of CETP and total effluent lifted/treated 1,06,00,000 Ltrs/month.	<p>India to proceed further for clearing Grant-In-Aid to the CETPs for the timely completion.</p> <p>The Chairperson was satisfied with the progress made by the PPCB. However, it was decided that a project report be submitted by the PPCB regarding the re-processor of pickling units using HCL acid.</p>
Year	Point wise Progress															
2010	520 no of industries were member of CETP and total effluent lifted/treated 39,44,602.83 Ltr/month															
2011	743 no of industries were member of CETP and total effluent lifted/treated 42,93,991.58 Ltr/month															
2012	863 no of industries were member of CETP and total effluent lifted/treated 60,02,980.75 Ltr/month															
2013	969 no of industries were member of CETP and total effluent lifted/treated 71,55,845.08 Ltr/month															
2014	1403 no of industries were member of CETP and total effluent lifted/treated 1,06,00,000 Ltrs/month.															



3. Monitoring of the capacity enhancement of the existing sewage treatment plant.

Regular persuasion



The Chairperson was satisfied with the progress and directed Punjab Pollution Control Board to regularly pursue Municipal Corporation, Ludhiana for timely installation of balance capacity of STPs.

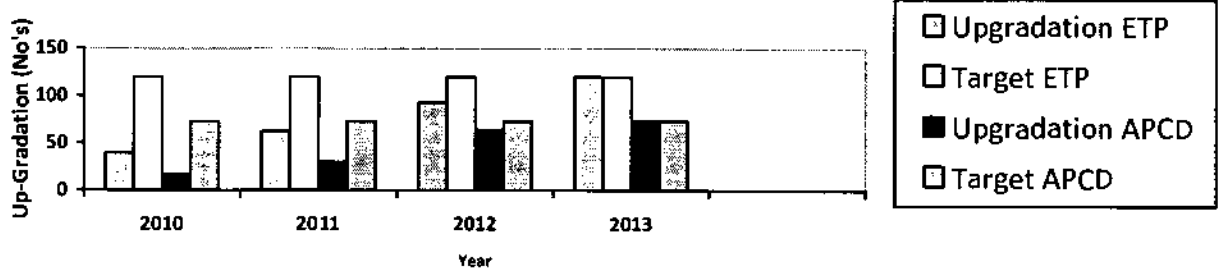

4. Installation / up gradation of ETPs/APCDs.

> All the industries to install ETP/APCD by 31/12/2010.
 > Major upgradation in the ETP/APCD will be got carried out by 31/12/2010.
 > Minor upgradation in the ETP/APCD will be got carried out by 30/9/2010.

Target achieved:-

Year	Point wise Progress
2010	6 new industries have installed APCDs, 27 no of major up-gradation in ETP, 13 minor up-gradation of effluent treatment plant and 12 major up-gradation and 5 minor up-gradation of APCDs were got carried out.
2011	15 new industries have installed ETP & 13 new industries have installed APCD. 42 no of major up-gradation in ETP, 20 minor up-gradation of effluent treatment plant and 20 major up-gradation and 10 minor up-gradation of APCDs were got carried out (From 01.09.2010 cumulatively)
2012	9 new industries have installed APCD. 58 no of major up-gradation in ETP, 35 minor up-gradation of effluent treatment plant and 36 major up-gradation and 28 minor up-gradation of APCDs were got carried out (From 01.09.2010 cumulatively).
2013	2 new industries have installed APCD. 75 no of major up-gradation in ETP, 45 minor up-gradation of effluent treatment plant and 42 major up-gradation and 31 minor up-gradation of APCDs were got carried out (From 01.09.2010 cumulatively). > All the Large/ Medium, Electroplating industries have provided ETP based on ZLD Technology. No effluent from these industries discharged into Budha Nallah. > 1045 Small Scale Electroplating have joined CETP. No effluent from these industries discharged into Budha Nallah. > 490 small scale pickling and wire drawing industries have joined Re-processing unit installed at Kohara, Ludhiana. No effluent from these industries discharged into Budha Nallah. > All the 250 Large/Medium/ Small Scale dyeing industries have provided individual ETPS and these

The Chairperson was satisfied with the progress made by PPCB.


			<p>are monitored regularly.</p> <p>2014 However, to ensure the standards for all the times and monitoring of these industries at single outlet, 3 CETPS of capacity 15 MLD, 50 MLD & 40 MLD for 4 dyeing clusters are under installation and construction work upto 50%, 60% and 30% has been completed.</p> <p style="text-align: center;">Up-Gradation by Industries in ETP/APCD</p>  <table border="1"> <caption>Up-Gradation by Industries in ETP/APCD</caption> <thead> <tr> <th>Year</th> <th>Upgradation ETP</th> <th>Target ETP</th> <th>Upgradation APCD</th> <th>Target APCD</th> </tr> </thead> <tbody> <tr> <td>2010</td> <td>40</td> <td>120</td> <td>20</td> <td>70</td> </tr> <tr> <td>2011</td> <td>60</td> <td>120</td> <td>30</td> <td>70</td> </tr> <tr> <td>2012</td> <td>90</td> <td>120</td> <td>60</td> <td>70</td> </tr> <tr> <td>2013</td> <td>120</td> <td>120</td> <td>70</td> <td>70</td> </tr> </tbody> </table>	Year	Upgradation ETP	Target ETP	Upgradation APCD	Target APCD	2010	40	120	20	70	2011	60	120	30	70	2012	90	120	60	70	2013	120	120	70	70	
Year	Upgradation ETP	Target ETP	Upgradation APCD	Target APCD																									
2010	40	120	20	70																									
2011	60	120	30	70																									
2012	90	120	60	70																									
2013	120	120	70	70																									
<p>5.</p>	<p>Ensuring proper management and handling of hazardous waste.</p>	<ul style="list-style-type: none"> All the industries will be persuaded to shift their storageable hazardous waste to common T5DF by 31/12/2010. M/s Nimbuan Greenfield (Punjab) Ltd. will be persuaded to shift the incinerable waste by 30/9/2010 to other facilities and further be 	<p>Target Achieved</p> <p>Hazardous waste lifter year wise:</p> <ul style="list-style-type: none"> • 2010= 1299.5 MT • 2011= 4752.685 MT • 2012= 6789.615 MT • 2013= T5DF authorized to lift incinerable waste. Storagable lifted -6643.487 MT, Incinerable -10.903 MT. • 2014= Storagable -6475.63 MT, Incinerable -29.508. <p>➤ Now, the hazardous waste of Ludhiana is being lifted regularly by T5DF, Nimbua.</p> <p style="text-align: center;">Lifting of Hazardous Waste</p>  <table border="1"> <caption>Lifting of Hazardous Waste</caption> <thead> <tr> <th>Year</th> <th>Storagable (MT)</th> <th>Target (MT)</th> <th>Incinerable (MT)</th> </tr> </thead> <tbody> <tr> <td>2010</td> <td>1299.5</td> <td>7000</td> <td>0</td> </tr> <tr> <td>2011</td> <td>4752.685</td> <td>7000</td> <td>0</td> </tr> <tr> <td>2012</td> <td>6643.487</td> <td>7000</td> <td>10.903</td> </tr> <tr> <td>2013</td> <td>6643.487</td> <td>7000</td> <td>10.903</td> </tr> <tr> <td>2014</td> <td>6475.63</td> <td>7000</td> <td>29.508</td> </tr> </tbody> </table>	Year	Storagable (MT)	Target (MT)	Incinerable (MT)	2010	1299.5	7000	0	2011	4752.685	7000	0	2012	6643.487	7000	10.903	2013	6643.487	7000	10.903	2014	6475.63	7000	29.508	<p>The Chairperson was satisfied with the progress and directed the Punjab Pollution Control Board to ensure regular lifting of hazardous waste from industries.</p>	
Year	Storagable (MT)	Target (MT)	Incinerable (MT)																										
2010	1299.5	7000	0																										
2011	4752.685	7000	0																										
2012	6643.487	7000	10.903																										
2013	6643.487	7000	10.903																										
2014	6475.63	7000	29.508																										

		asked to install incinerator at the facility by 31/3/2011.																						
6.	Achievement of zero liquid discharge technology by large & medium scale electroplating industries.	30/9/2010	<p>Target achieved:-</p> <table border="1"> <thead> <tr> <th>Year</th> <th>Point wise Progress</th> </tr> </thead> <tbody> <tr> <td>2010</td> <td>Large scale electroplating units were persuaded to achieve Zero Liquid Discharge (ZLD). Out of 8 industries, 2 industries have achieved ZLD, rest are being persuaded. A new re-processor facility was established at Moti Nagar, Ludhiana.</td> </tr> <tr> <td>2011</td> <td>The remaining 6 industries out of total 8 industries also achieved the ZLD and regular monitoring of these industries is being done.</td> </tr> <tr> <td>2014</td> <td>Total 14 industries at present have achieved the ZLD and regular monitoring of these industries is being done.</td> </tr> </tbody> </table> <p style="text-align: center;">Industry achieving ZLD</p> <table border="1"> <caption>Data for Industry achieving ZLD</caption> <thead> <tr> <th>Year</th> <th>No of IND with ZLD</th> </tr> </thead> <tbody> <tr> <td>2010</td> <td>2</td> </tr> <tr> <td>2011</td> <td>8</td> </tr> <tr> <td>2012</td> <td>8</td> </tr> <tr> <td>2013</td> <td>8</td> </tr> <tr> <td>2014</td> <td>14</td> </tr> </tbody> </table>	Year	Point wise Progress	2010	Large scale electroplating units were persuaded to achieve Zero Liquid Discharge (ZLD). Out of 8 industries, 2 industries have achieved ZLD, rest are being persuaded. A new re-processor facility was established at Moti Nagar, Ludhiana.	2011	The remaining 6 industries out of total 8 industries also achieved the ZLD and regular monitoring of these industries is being done.	2014	Total 14 industries at present have achieved the ZLD and regular monitoring of these industries is being done.	Year	No of IND with ZLD	2010	2	2011	8	2012	8	2013	8	2014	14	The Chairperson was satisfied with the progress.
Year	Point wise Progress																							
2010	Large scale electroplating units were persuaded to achieve Zero Liquid Discharge (ZLD). Out of 8 industries, 2 industries have achieved ZLD, rest are being persuaded. A new re-processor facility was established at Moti Nagar, Ludhiana.																							
2011	The remaining 6 industries out of total 8 industries also achieved the ZLD and regular monitoring of these industries is being done.																							
2014	Total 14 industries at present have achieved the ZLD and regular monitoring of these industries is being done.																							
Year	No of IND with ZLD																							
2010	2																							
2011	8																							
2012	8																							
2013	8																							
2014	14																							
7.	Monitoring / ensuring the regular operation of effluent treatment plants and air pollution control devices installed by industries / establishments.	Continuous	<p>Target achieved</p> <ul style="list-style-type: none"> • During period 01.09.2010 to 31.12.2010, 474 no of industries were visited to monitor/ensure regular operation of ETP & APCDs. During this period 127 effluent samples and 51 emission samples were collected. • During period 01.09.2010 to 31.12.2011, 2711 no of industries were visited to monitor/ensure regular operation of ETP & APCDs. During this period 518 effluent samples, out of these 108 industries were not achieving prescribed standards. Further 428 air emissions samples were collected and 14 were found not achieving the prescribed standards. • During period 01.09.2010 to 31.12.2012, 5922 no of industries were visited to monitor/ensure regular operation of ETP & APCDs. During this period 937 effluent samples, out of these 153 industries were not achieving prescribed standards. Further 786 air emissions samples were collected and 32 were found not achieving the prescribed standards. 	The Chairperson was satisfied with the progress.																				

- Punjab Pollution Control Board informed that strict surveillance/monitoring is being carried out to ensure regular operation of Pollution Control devices. The status report for the year 2013 & 2014 is as below:-

Monitoring/Action taken	01.01.2013 to 31.12.2013	01.01.2014 to 31.12.2014
Inspections	3922	3208
Total effluent samples collected	460	360
Samples not meeting with the standards	161	79
Total emissions samples collected	253	288
Samples not meeting with the standards	21	32
Notices u/s 33-A of Water Act, 1974 issued for not meeting with standards and other serious violations	436	385
Notices u/s 31-A of Air Act, 1981 issued for not meeting with standards and other serious violations	152	114
Directions for closure u/s 33-A of Water Act, 1974	99	90
Directions for closure u/s 31-A of Air Act, 1981	25	18

Monitoring of Industries



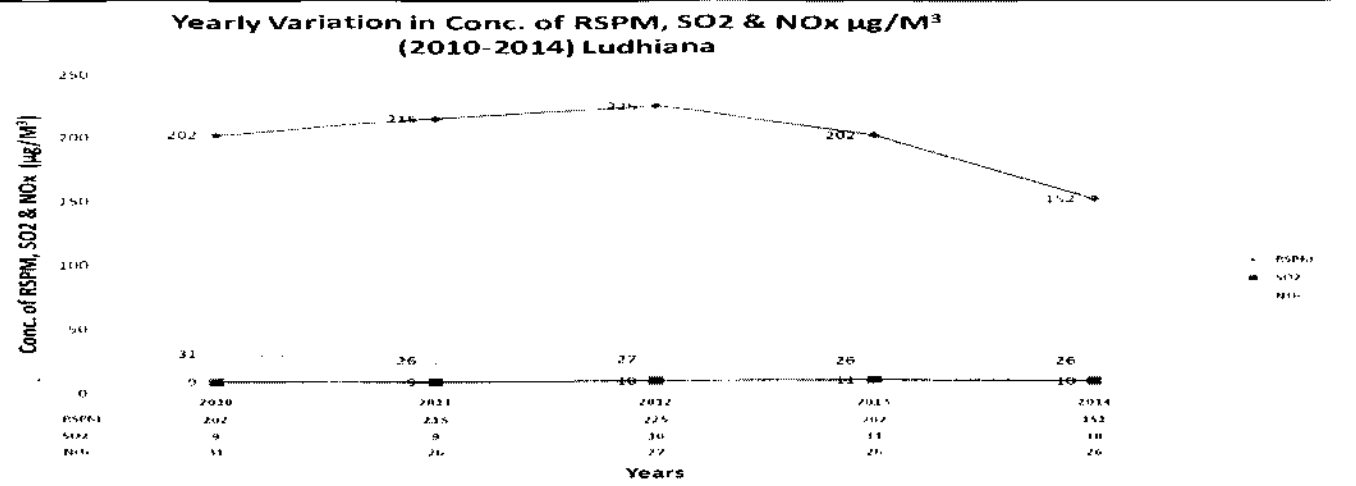
8. Upgradation of emission collection system of
- Preparation of technical report by IIT, Roorkee by

Target achieved

Year	Point wise Progress
2010	• In order to upgrade the emission collection system of induction furnaces, the technical report was

The representative of PSCST informed that only M/s Nabha Steel Ltd, Mandi Gobindgarh has adopted the design given by PSCST.

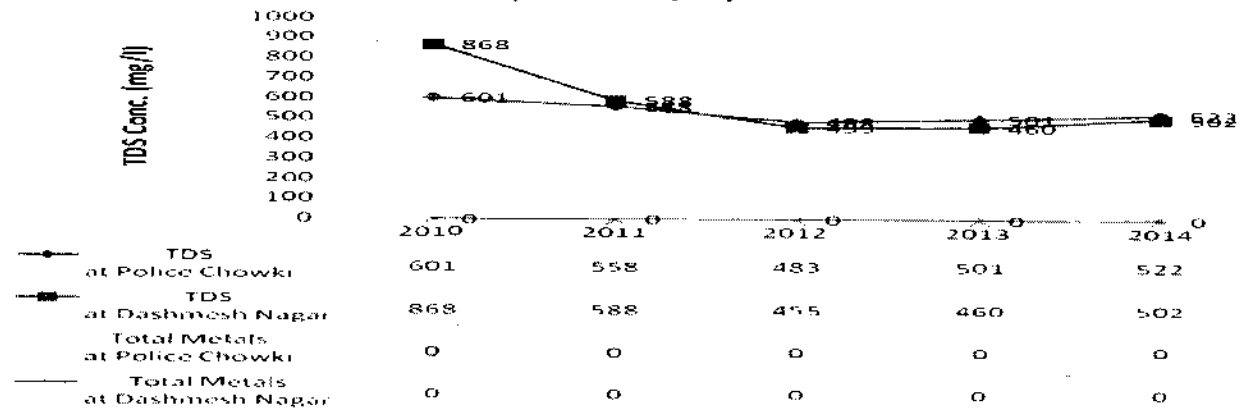
	<p>Induction furnaces.</p>	<p>30/9/2010.</p> <ul style="list-style-type: none"> Installation of Pilot Plant by 31/12/2010. Duplication of technology by 30/6/2011. 	<p>got prepared by IIT Roorkee</p> <p>2011</p> <ul style="list-style-type: none"> The project proposal was approved by the Evaluation and Monitoring Committee of Ministry of Environment and Forests, New Delhi. The funds for installation of pilot project has been received <p>2012</p> <ul style="list-style-type: none"> The project could not be taken up as it was not financial valuable. <p>2013</p> <ul style="list-style-type: none"> TERI has been requested proposal for design of Hood for effective collection of emission from induction furnace. PPCB is also exploring the possibility of providing mechanical system (railing with trolley system) to carry raw material from storage yard to the crucible so as to avoid the process of move away the hoods from the crucible. <p>2014</p> <ul style="list-style-type: none"> Various meetings of Induction Furnace Association were taken by the Chairman/ Member Secretary of the Board. Study regarding upgradation/ modification of the APCD of the induction furnace was now given to Punjab State Counsel for Science and Technology (PSCST), Chandigarh. PSCST had taken M/s Nabha Steel Ltd., G.T. Road, Mandi Gobindgarh as one of the unit for study and given its design to it. Accordingly M/s Nabha Steel Ltd. has upgraded its APCD i.e. spark arrestor followed by cyclone followed by bag house filter. Sampling of the stack emissions of this unit were also carried out by the Board after up-gradation of the APCD/ The results were found within permissible limits. As this design is giving good results in the Mandi Gobindgarh, the model is being replicated in Ludhiana also. The industries are being persuaded to upgrade their APCDs/suction system upto 30-06-2015 as per the design of PSCST. 	<p>The Chairperson decided that the design given by PSCST be adopted in all the induction furnaces of Ludhiana.</p>																								
<p>9.</p>	<p>Monitoring of ambient air quality, ground water and surface water quality.</p>	<p>Continuous monitoring of ambient air, monthly monitoring of ground and surface water will be carried out.</p>	<p>Target achieved:-</p> <p>(1) Ambient Air Quality:-</p> <ul style="list-style-type: none"> PPCB is continuously monitoring the ambient air quality of Ludhiana city for which 4 ambient air quality monitoring stations have been installed. Decreasing trends of RSPM, SO₂ & NO_x have been observed at the ambient air quality monitoring stations during 2013-14 as compared to 2010. Also, the annual average concentration of SO₂ & NO_x at all the stations is well within the prescribed limits. <p>Annual average concentration of RSPM</p> <table border="1" data-bbox="571 1136 1955 1380"> <thead> <tr> <th>Year</th> <th>Vishkarma Chowk, Station</th> <th>Milk Plant Station</th> <th>Zonal Office-I, Station</th> </tr> </thead> <tbody> <tr> <td>2010</td> <td>234 µg/M³</td> <td>225 µg/M³</td> <td>-</td> </tr> <tr> <td>2011</td> <td>244 µg/M³</td> <td>224 µg/M³</td> <td>157 µg/M³</td> </tr> <tr> <td>2012</td> <td>246 µg/M³</td> <td>219 µg/M³</td> <td>184 µg/M³</td> </tr> <tr> <td>2013</td> <td>218 µg/M³</td> <td>184 µg/M³</td> <td>174 µg/M³</td> </tr> <tr> <td>2014</td> <td>191 µg/M³</td> <td>105 µg/M³</td> <td>137/M³</td> </tr> </tbody> </table>	Year	Vishkarma Chowk, Station	Milk Plant Station	Zonal Office-I, Station	2010	234 µg/M ³	225 µg/M ³	-	2011	244 µg/M ³	224 µg/M ³	157 µg/M ³	2012	246 µg/M ³	219 µg/M ³	184 µg/M ³	2013	218 µg/M ³	184 µg/M ³	174 µg/M ³	2014	191 µg/M ³	105 µg/M ³	137/M ³	<p>The representative of Deptt. of Industries & Commerce informed that coliform can be removed by radiation method. Chairperson was satisfied that no metal content was present in Budha Nallah.</p> <p>After detailed deliberations, the Chairperson decided as under:-</p> <ol style="list-style-type: none"> 1) Punjab Pollution Control Board shall direct PWSSB to remove coliform by radiation/UV Rays method on trial basis and to submit report by 31-03-2015. 2) Punjab Pollution Control Board will install continuous Ambient Air Quality Monitoring Station in Ludhiana by 31-03-2015.
Year	Vishkarma Chowk, Station	Milk Plant Station	Zonal Office-I, Station																									
2010	234 µg/M ³	225 µg/M ³	-																									
2011	244 µg/M ³	224 µg/M ³	157 µg/M ³																									
2012	246 µg/M ³	219 µg/M ³	184 µg/M ³																									
2013	218 µg/M ³	184 µg/M ³	174 µg/M ³																									
2014	191 µg/M ³	105 µg/M ³	137/M ³																									



(2) Ground Water Quality:-

Results of Ground water samples collected from 6 different locations in Ludhiana city indicate that there is regular improvement in the TDS content of the ground water. There is no contamination of ground water by heavy metals like Cu, Pb, As etc. Further Punjab Pollution Control Board has extended its ground water monitoring points from 6 to 11 different locations on regular basis since Nov, 2014 onwards.


Variation of TDS Conc. in Ground Water, Ludhiana (2010 to 2014)



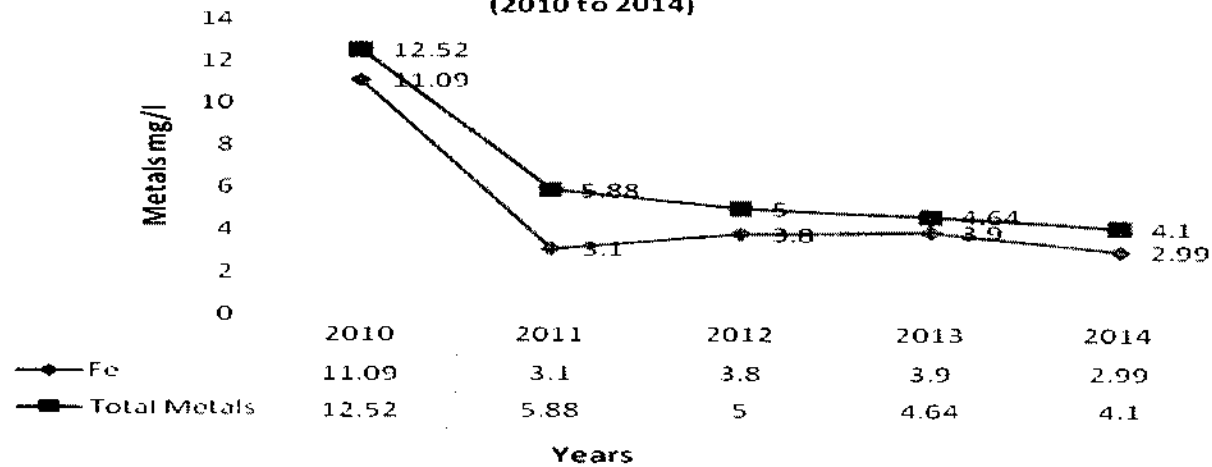
(3) Surface water Quality:-

- The quality of water of Budha Nallah as well the River Sutlej is monitored regularly by the Board.
- The analysis results indicate that there is decrease in the metallic content in the water of Budha Nallah. It is due to efficient vigilance of Punjab Pollution Control Board on the working of STPs in Ludhiana.

Variation of Metal Contents in Buddha Nallah at Walipur Kalan (2011 to 2014)



Variation of Metal Contents in Buddha Nallah at Walipur Kalan (2010 to 2014)



10.

Preparation of inventory of E-Waste.

31/3/2011

Target achieved

Year	Point wise Progress
2010	MoEF was preparing Rules for Management and Handling of e-Waste
2011	MoEF notified Rules for Management and Handling of e-Waste on 12-05-2011
2012	Management and Handling of e-Waste enforced w.e.f 01-05-2012
2013	<ul style="list-style-type: none"> The Board granted authorization to 4 facilities at Ludhiana for collection of e-waste. These facilities are only meant for collection of e-waste and none of the facility owner is ready to set up integrated project for collection, reception, storage, segregation, refurbishing, dismantling, recycling, treatment and disposal of e-waste. Authorization granted to one producer.
2014	<ul style="list-style-type: none"> The Board is taking up the matter with various stakeholders for providing e-waste dismantling or recycling facility in the State. REEL has already obtained authorization for dismantling/ refurbishing facility and has further proposed to set up Integrated E-Waste Management Facility at the existing location of TSDF, Nimbua.

The Chairperson was satisfied with the progress.

11.

Upgradation of Air and Water Monitoring

31/3/2011

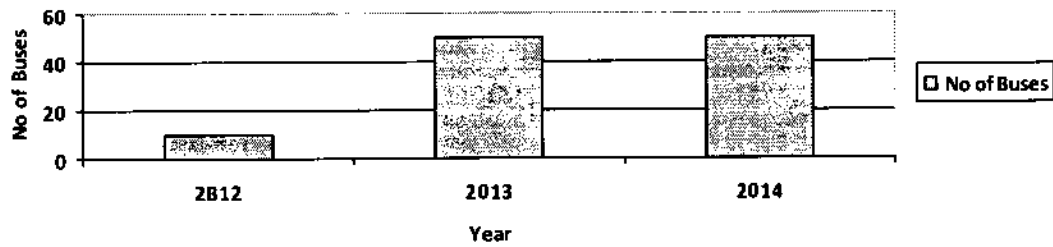
The Ground Water Quality Monitoring locations have been increased from 6 to 11 and the monitoring data for the month of NOV. 2014 is as under :-

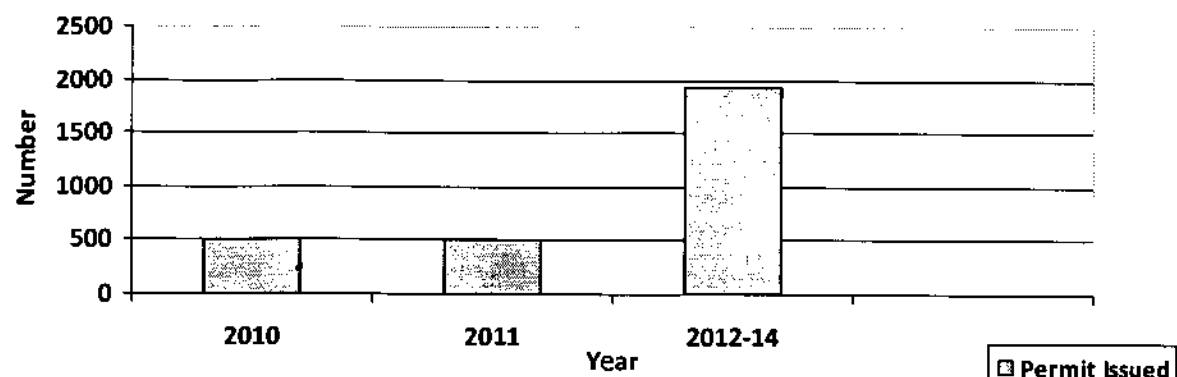
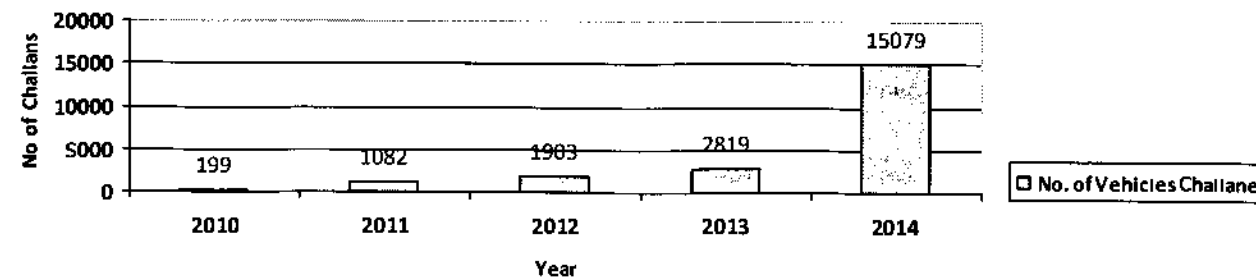
The Chairperson was satisfied with the progress.

network	Sr. No.	Point of Collection	pH	TDS mg/l	T.H mg/l	Fe mg/l	Zn mg/l	Na mg/l	TSS	BOD	COD
	1	TSSM Sr. Sec School Shimlapuri, Ludhiana	7.03	245	62	ND	0.06	17	ND	ND	ND
	2	Handpump/Shallow tubewell in area on Sua Road near Dhandari Kalan, Ludhiana	6.81	415	90	0.25	0.05	29	ND	ND	ND
	3	Handpump Shallow tubeweel in the area on Janta Nagar, Ludhiana	6.65	552	126	ND	ND	35	ND	ND	ND
	4	Hero Cycle (Adj. Petrol Pump) Ludhiana	6.72	712	148	ND	ND	46	ND	ND	ND
	5	Dusshera Ground Indl. Estate, Ludhiana Near Seth Industrial Corp. Public Tubewell	6.70	502	110	ND	ND	33	ND	ND	ND
	6	Dashmesh Nagar Gali no.12, Gurdwara, Ludhiana	7.35	330	75	ND	0.06	22	ND	ND	ND
	7	Dairy Complex, Tajpur Road, Ludhiana opp. Satish Dairy near Amrit Dharam Kanda.	6.91	328	72	ND	0.12	21	ND	ND	ND
	8	Bhagwan Singh Dashmesh Nagar, Ludhiana	7.20	327	70	ND	0.04	20	ND	ND	ND
	9	Haibdwal Dairy Complex Near Jagga de Dairy, Ludhiana	6.94	335	80	ND	0.16	23	ND	ND	ND
	10	PAU Research Fields, Ludhiana.	6.80	428	98	ND	-	29	ND	ND	ND
	11	Shukla Tea Stall (now Police Station backside of Gazebo), Ludhiana	6.69	760	178	-	-	-	ND	ND	ND
<p>Note:</p> <ol style="list-style-type: none"> Pesticides i.e. Alpha BHC, Beta BHC ,Gama BHC(Lindane), DP DDT,PP DDT, Alpha Endosulphan, Beta Endosulphan ,Dieldrin, Carboryl (Carbamete), 2 -4D,Aldrin,Anilophos,Chloropyriphos were ND in all the samples. Metals As , Ni, Cu, Hg, T. Cr, Cd & Pb were ND in all of the samples. <ul style="list-style-type: none"> Continuous Ambient Air Quality monitoring Stations are likely to be installed at Ludhiana by 31/3/2015. 											

DEPARTMENT OF TRANSPORT

Sr. No.	Main Areas	Target date	Year wise progress regarding implementation of Action Plan	Decision Taken to achieve the balance target										
1.	Plan for effective traffic management including provisions of traffic lights, notification of one way traffic, parking of vehicles at the designated place challan of polluting vehicles etc.	Traffic management plan to be prepared by 30/9/2010 and implementation of plan shall be continuous.	<p>Target achieved:-</p> <table border="1"> <thead> <tr> <th style="text-align: center;">Year</th> <th style="text-align: center;">Point wise Progress</th> </tr> </thead> <tbody> <tr> <td style="text-align: center;">2010 & 2011</td> <td>Steps were taken for creating parking stand for Auto Rickshaw by putting yellow line in city have been created.</td> </tr> <tr> <td style="text-align: center;">2012</td> <td>Parking stand for Auto Rickshaw by putting yellow line in city was created.</td> </tr> <tr> <td style="text-align: center;">2013</td> <td>The Chief Secretary observed that the work of providing parking stands for auto rickshaw by putting yellow line at some places is not sufficient. There is need to earmark the proper parking place for the vehicles.</td> </tr> <tr> <td style="text-align: center;">2014</td> <td>Comprehensive Mobility Plan (CMP) for Ludhiana has been prepared by MC, Ludhiana. Simultaneously, a city level committee in the name and style of Ludhiana UMTA (Unified Metropolitan Transport Authority) has been set up under the Chairmanship of Worthy Deputy Commissioner, Ludhiana. In a meeting of Ludhiana UMTA held on 28.11.2014, Assistant Commissioner (s), MC, Ludhiana has been appointed as Nodal officer for CMP program of Ludhiana. Accordingly a meeting of all stake holders of CMP Ludhiana was convened on 09.01.2015.</td> </tr> </tbody> </table>	Year	Point wise Progress	2010 & 2011	Steps were taken for creating parking stand for Auto Rickshaw by putting yellow line in city have been created.	2012	Parking stand for Auto Rickshaw by putting yellow line in city was created.	2013	The Chief Secretary observed that the work of providing parking stands for auto rickshaw by putting yellow line at some places is not sufficient. There is need to earmark the proper parking place for the vehicles.	2014	Comprehensive Mobility Plan (CMP) for Ludhiana has been prepared by MC, Ludhiana. Simultaneously, a city level committee in the name and style of Ludhiana UMTA (Unified Metropolitan Transport Authority) has been set up under the Chairmanship of Worthy Deputy Commissioner, Ludhiana. In a meeting of Ludhiana UMTA held on 28.11.2014, Assistant Commissioner (s), MC, Ludhiana has been appointed as Nodal officer for CMP program of Ludhiana. Accordingly a meeting of all stake holders of CMP Ludhiana was convened on 09.01.2015.	<p>The Chairperson was not satisfied with the manual checking of air pollution from the vehicles and the procedure followed for issuance of pollution free certificate. The representative of Deptt. of Transport informed that 32 computerized centre for checking of vehicles will be established within 6 months to eliminate the manual checking.</p> <p>After detailed deliberations, the Chairperson decided as under:-</p> <ol style="list-style-type: none"> 1) Effective mechanism and computerization for control of air pollution from vehicle be adopted by the Deptt. of Transport by 31-03-2015. 2) Deptt. of Transport shall not allow the vehicles to operate on road, which are older than 20 years.
Year	Point wise Progress													
2010 & 2011	Steps were taken for creating parking stand for Auto Rickshaw by putting yellow line in city have been created.													
2012	Parking stand for Auto Rickshaw by putting yellow line in city was created.													
2013	The Chief Secretary observed that the work of providing parking stands for auto rickshaw by putting yellow line at some places is not sufficient. There is need to earmark the proper parking place for the vehicles.													
2014	Comprehensive Mobility Plan (CMP) for Ludhiana has been prepared by MC, Ludhiana. Simultaneously, a city level committee in the name and style of Ludhiana UMTA (Unified Metropolitan Transport Authority) has been set up under the Chairmanship of Worthy Deputy Commissioner, Ludhiana. In a meeting of Ludhiana UMTA held on 28.11.2014, Assistant Commissioner (s), MC, Ludhiana has been appointed as Nodal officer for CMP program of Ludhiana. Accordingly a meeting of all stake holders of CMP Ludhiana was convened on 09.01.2015.													
2.	Improvement in public transport system and phasing out of old polluting commercial transport vehicles especially auto / Rickshaws.	<ul style="list-style-type: none"> ➤ First phase of city Bus service to start by 31/12/2010. ➤ Second phase to be implemented by 30/6/2011. ➤ Phasing out of polluting / 	<p>Target achieved:-</p> <table border="1"> <thead> <tr> <th style="text-align: center;">Year</th> <th style="text-align: center;">Point wise Progress</th> </tr> </thead> <tbody> <tr> <td style="text-align: center;">2010</td> <td>Technical evaluation of Low floor AC buses was under progress.</td> </tr> <tr> <td style="text-align: center;">2011</td> <td>An agreement for purchasing 40 Low floor AC buses was placed with Tata Motors Limited on 4th February 2011.</td> </tr> <tr> <td style="text-align: center;">2012</td> <td>10 no of low floor buses, 10 no ordinary buses were operating in Ludhiana city</td> </tr> <tr> <td style="text-align: center;">2013</td> <td>30 more buses are ready for delivery. There was a proposal of purchase 160 more buses under this scheme by 31.3.2013. The Deptt. of Transport had issued instructions not to pass any vehicle, which has completed its fixed life.</td> </tr> </tbody> </table>	Year	Point wise Progress	2010	Technical evaluation of Low floor AC buses was under progress.	2011	An agreement for purchasing 40 Low floor AC buses was placed with Tata Motors Limited on 4 th February 2011.	2012	10 no of low floor buses, 10 no ordinary buses were operating in Ludhiana city	2013	30 more buses are ready for delivery. There was a proposal of purchase 160 more buses under this scheme by 31.3.2013. The Deptt. of Transport had issued instructions not to pass any vehicle, which has completed its fixed life.	<p>Deptt. of Transport shall start the procedure of issue digital challans in Ludhiana by 31-03-2015. A deterrent penalty be imposed for the vehicles using pressure horns.</p> <p>After detailed deliberations, the Chairperson directed Deptt. of Transport to ensure that the old auto Rickshaw shifted from other states to Ludhiana may not be allowed to operate by 31-03-2015.</p>
Year	Point wise Progress													
2010	Technical evaluation of Low floor AC buses was under progress.													
2011	An agreement for purchasing 40 Low floor AC buses was placed with Tata Motors Limited on 4 th February 2011.													
2012	10 no of low floor buses, 10 no ordinary buses were operating in Ludhiana city													
2013	30 more buses are ready for delivery. There was a proposal of purchase 160 more buses under this scheme by 31.3.2013. The Deptt. of Transport had issued instructions not to pass any vehicle, which has completed its fixed life.													

		<p>old commercial transport vehicles shall be continuous.</p>	<p>2014 Presently Ludhiana City Bus Services Limited (LCBSL) has 105 buses in its fleet. City Bus Operations were stopped by the operator (under GCC model) due to non-payment of funds. New operator under NCC model has already been selected for Operation and Maintenance of buses. It is expected that buses will be on road by end of January 2015. Apart from the above; 75 buses delivery yet to be taken from the bus manufacturer companies. The delivery will be taken once the City Bus operations are started.</p> <p style="text-align: center;">City Bus Service in Ludhiana city</p>  <table border="1" style="margin-left: auto; margin-right: auto;"> <caption>City Bus Service in Ludhiana city</caption> <thead> <tr> <th>Year</th> <th>No of Buses</th> </tr> </thead> <tbody> <tr> <td>2012</td> <td>10</td> </tr> <tr> <td>2013</td> <td>50</td> </tr> <tr> <td>2014</td> <td>50</td> </tr> </tbody> </table>	Year	No of Buses	2012	10	2013	50	2014	50	
Year	No of Buses											
2012	10											
2013	50											
2014	50											
<p>3.</p>	<p>Plan for shifting to cleaner fuels viz. CNG etc.</p>	<p>To prepare plan for shifting to cleaner fuels like LPG & CNG by 31/12/2010.</p>	<p>Target achieved:-</p> <table border="1"> <thead> <tr> <th>Year</th> <th>Point wise Progress</th> </tr> </thead> <tbody> <tr> <td>2010</td> <td>There are two outlets of LPG for LPG driven Auto Rickshaws one is lying closed. 500 permits have been issued to LPG driven Autos Rickshaws.</td> </tr> <tr> <td>2011</td> <td>A total of 512 permits have been issued to LPG driven Autos Rickshaws</td> </tr> <tr> <td>2014</td> <td>A total of 1940 permits have been issued to LPG driven Autos Rickshaws. However, pipeline for the same is being laid and same has reached upto Amloh, which is 7 KM away from Khanna town. A Civil Writ Petition No. 13490 of 200B, Jatinder Moudgill V/s State of Punjab & Others is under consideration in Hon'ble High Court Chandigarh for introduction of CNG fuel based buses. As of now CNG in Punjab is not available nor any setup and pipeline has so far been laid down. Secondly due to non-ability of CNG gas, the Hon'ble High Court has allowed to ply the diesel fuel based Buses in Ludhiana and accordingly buses were purchased and plied.</td> </tr> </tbody> </table>	Year	Point wise Progress	2010	There are two outlets of LPG for LPG driven Auto Rickshaws one is lying closed. 500 permits have been issued to LPG driven Autos Rickshaws.	2011	A total of 512 permits have been issued to LPG driven Autos Rickshaws	2014	A total of 1940 permits have been issued to LPG driven Autos Rickshaws. However, pipeline for the same is being laid and same has reached upto Amloh, which is 7 KM away from Khanna town. A Civil Writ Petition No. 13490 of 200B, Jatinder Moudgill V/s State of Punjab & Others is under consideration in Hon'ble High Court Chandigarh for introduction of CNG fuel based buses. As of now CNG in Punjab is not available nor any setup and pipeline has so far been laid down. Secondly due to non-ability of CNG gas, the Hon'ble High Court has allowed to ply the diesel fuel based Buses in Ludhiana and accordingly buses were purchased and plied.	<p>The Chairperson desired that Deptt. of Transport and Punjab Pollution Control Board to hold a meeting with GAIL for supply of CNG in Ludhiana and also to hold meeting with Indian Oil Corporation for operating more outlet of LPG, so that same could be supplied to city bus service as well as auto rickshaws and a detailed plan be submitted by 31-03-2015.</p>
Year	Point wise Progress											
2010	There are two outlets of LPG for LPG driven Auto Rickshaws one is lying closed. 500 permits have been issued to LPG driven Autos Rickshaws.											
2011	A total of 512 permits have been issued to LPG driven Autos Rickshaws											
2014	A total of 1940 permits have been issued to LPG driven Autos Rickshaws. However, pipeline for the same is being laid and same has reached upto Amloh, which is 7 KM away from Khanna town. A Civil Writ Petition No. 13490 of 200B, Jatinder Moudgill V/s State of Punjab & Others is under consideration in Hon'ble High Court Chandigarh for introduction of CNG fuel based buses. As of now CNG in Punjab is not available nor any setup and pipeline has so far been laid down. Secondly due to non-ability of CNG gas, the Hon'ble High Court has allowed to ply the diesel fuel based Buses in Ludhiana and accordingly buses were purchased and plied.											

			<p style="text-align: center;">Permit issued</p>  <table border="1"> <caption>Permit Issued Data</caption> <thead> <tr> <th>Year</th> <th>Number</th> </tr> </thead> <tbody> <tr> <td>2010</td> <td>400</td> </tr> <tr> <td>2011</td> <td>400</td> </tr> <tr> <td>2012-14</td> <td>1900</td> </tr> </tbody> </table>	Year	Number	2010	400	2011	400	2012-14	1900																	
Year	Number																											
2010	400																											
2011	400																											
2012-14	1900																											
4.	Monitoring of Vehicles.	Continuous	<p>Target achieved:-</p> <table border="1"> <thead> <tr> <th>Year</th> <th>Point wise Progress</th> </tr> </thead> <tbody> <tr> <td>2010</td> <td>199 vehicle were challaned for causing pollution.</td> </tr> <tr> <td>2011</td> <td>883 vehicle were challaned for causing pollution.</td> </tr> <tr> <td>2012</td> <td>821 vehicle were challaned for causing pollution.</td> </tr> <tr> <td>2013</td> <td>916 vehicle were challaned for causing pollution.</td> </tr> <tr> <td>2014</td> <td>12,260 vehicle were challaned for not obtaining pollution under control certificate.</td> </tr> </tbody> </table> <p style="text-align: center;">Vehicles Challaned</p>  <table border="1"> <caption>Vehicles Challaned Data</caption> <thead> <tr> <th>Year</th> <th>No of Challans</th> </tr> </thead> <tbody> <tr> <td>2010</td> <td>199</td> </tr> <tr> <td>2011</td> <td>1082</td> </tr> <tr> <td>2012</td> <td>1903</td> </tr> <tr> <td>2013</td> <td>2819</td> </tr> <tr> <td>2014</td> <td>15079</td> </tr> </tbody> </table>	Year	Point wise Progress	2010	199 vehicle were challaned for causing pollution.	2011	883 vehicle were challaned for causing pollution.	2012	821 vehicle were challaned for causing pollution.	2013	916 vehicle were challaned for causing pollution.	2014	12,260 vehicle were challaned for not obtaining pollution under control certificate.	Year	No of Challans	2010	199	2011	1082	2012	1903	2013	2819	2014	15079	<p>The Chairperson was satisfied with the progress.</p>
Year	Point wise Progress																											
2010	199 vehicle were challaned for causing pollution.																											
2011	883 vehicle were challaned for causing pollution.																											
2012	821 vehicle were challaned for causing pollution.																											
2013	916 vehicle were challaned for causing pollution.																											
2014	12,260 vehicle were challaned for not obtaining pollution under control certificate.																											
Year	No of Challans																											
2010	199																											
2011	1082																											
2012	1903																											
2013	2819																											
2014	15079																											

5.	Banning of pressure horns.	Continuous implementation	<p>Target achieved:-</p> <table border="1"> <thead> <tr> <th>Year</th> <th>Point wise Progress</th> </tr> </thead> <tbody> <tr> <td>2010</td> <td>215 vehicles were challaned for pressure horns and 190 for tape recorder.</td> </tr> <tr> <td>2011</td> <td>720 vehicles were challaned for pressure horns and 654 for tape recorder.</td> </tr> <tr> <td>2012</td> <td>682 vehicles were challaned for pressure horns and 713 for tape recorder.</td> </tr> <tr> <td>2013</td> <td>885 vehicles were challaned for pressure horns.</td> </tr> <tr> <td>2014</td> <td>2,054 vehicles were challaned for using pressure horns.</td> </tr> </tbody> </table> <p style="text-align: center;">Pressure Horn Challans</p> <table border="1"> <caption>Pressure Horn Challans Data</caption> <thead> <tr> <th>Year</th> <th>Challans (No)</th> </tr> </thead> <tbody> <tr> <td>2010</td> <td>215</td> </tr> <tr> <td>2011</td> <td>935</td> </tr> <tr> <td>2012</td> <td>1617</td> </tr> <tr> <td>2013</td> <td>2502</td> </tr> <tr> <td>2014</td> <td>4556</td> </tr> </tbody> </table>	Year	Point wise Progress	2010	215 vehicles were challaned for pressure horns and 190 for tape recorder.	2011	720 vehicles were challaned for pressure horns and 654 for tape recorder.	2012	682 vehicles were challaned for pressure horns and 713 for tape recorder.	2013	885 vehicles were challaned for pressure horns.	2014	2,054 vehicles were challaned for using pressure horns.	Year	Challans (No)	2010	215	2011	935	2012	1617	2013	2502	2014	4556	<p>The Chairperson was not satisfied with the progress as the vehicles are again and again putting up pressure horns. So, Deptt. of Transport was directed to evolve a full proof strategy, so that pressure horns are not put up again and again by the vehicles. The study be prepared and implemented by 31-03-2015.</p>
Year	Point wise Progress																											
2010	215 vehicles were challaned for pressure horns and 190 for tape recorder.																											
2011	720 vehicles were challaned for pressure horns and 654 for tape recorder.																											
2012	682 vehicles were challaned for pressure horns and 713 for tape recorder.																											
2013	885 vehicles were challaned for pressure horns.																											
2014	2,054 vehicles were challaned for using pressure horns.																											
Year	Challans (No)																											
2010	215																											
2011	935																											
2012	1617																											
2013	2502																											
2014	4556																											
6.	Checking on usage of adulterated fuel and impounding of such vehicles.	Continuous	<p>Target achieved During year 2011- 10 samples of adulterated fuel were collected. Vigil is being kept to check adulteration of fuel.</p>	<p>The Chairperson desired that a D.O. be written on his behalf to the Director, Food & Supply regarding checking on usage of adulterated fuel and the Deptt. of Transport will hold a meeting with the Director, Food & Supply for regular checking and data bank management</p>																								

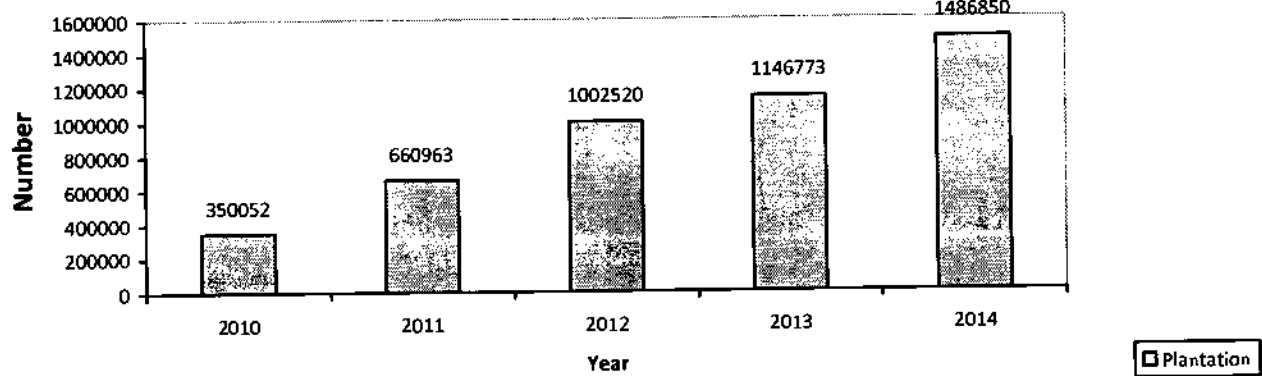
POLICE DEPARTMENT

Sr. No.	Main Areas	Target date	Year wise progress regarding implementation of Action Plan	Decision Taken to achieve the balance target																								
1.	Increased monitoring of vehicles running without pollution under control certificate.	Continuous	<p>Target achieved:-</p> <table border="1" style="width: 100%; border-collapse: collapse;"> <thead> <tr> <th style="width: 20%;">Year</th> <th>Point wise Progress</th> </tr> </thead> <tbody> <tr> <td>2010</td> <td>441 vehicles were challaned for running without pollution under control certificate.</td> </tr> <tr> <td>2011</td> <td>upto September 2011, 6070 vehicles were challaned for running without pollution under control certificate.</td> </tr> <tr> <td>2012</td> <td>6190 vehicles were challaned for running without pollution under control certificate.</td> </tr> <tr> <td>2013</td> <td>upto September 2013, 6884 vehicles were challaned for running without pollution under control certificate.</td> </tr> <tr> <td>During Oct,2013 to 06.01.2015</td> <td>6292 vehicles were challaned for not obtaining pollution under control certificate.</td> </tr> </tbody> </table> <p style="text-align: center;">Vehicles challaned</p> <table border="1" style="margin-left: auto; margin-right: auto; border-collapse: collapse;"> <caption>Vehicles Challaned Data</caption> <thead> <tr> <th>Year</th> <th>Challans (No's)</th> </tr> </thead> <tbody> <tr> <td>2010</td> <td>441</td> </tr> <tr> <td>2011</td> <td>6481</td> </tr> <tr> <td>2012</td> <td>12671</td> </tr> <tr> <td>2013</td> <td>19555</td> </tr> <tr> <td>2014</td> <td>25847</td> </tr> </tbody> </table>	Year	Point wise Progress	2010	441 vehicles were challaned for running without pollution under control certificate.	2011	upto September 2011, 6070 vehicles were challaned for running without pollution under control certificate.	2012	6190 vehicles were challaned for running without pollution under control certificate.	2013	upto September 2013, 6884 vehicles were challaned for running without pollution under control certificate.	During Oct,2013 to 06.01.2015	6292 vehicles were challaned for not obtaining pollution under control certificate.	Year	Challans (No's)	2010	441	2011	6481	2012	12671	2013	19555	2014	25847	The Chairperson was satisfied with the progress
Year	Point wise Progress																											
2010	441 vehicles were challaned for running without pollution under control certificate.																											
2011	upto September 2011, 6070 vehicles were challaned for running without pollution under control certificate.																											
2012	6190 vehicles were challaned for running without pollution under control certificate.																											
2013	upto September 2013, 6884 vehicles were challaned for running without pollution under control certificate.																											
During Oct,2013 to 06.01.2015	6292 vehicles were challaned for not obtaining pollution under control certificate.																											
Year	Challans (No's)																											
2010	441																											
2011	6481																											
2012	12671																											
2013	19555																											
2014	25847																											

<p>2.</p>	<p>Formation and implementation of proper traffic management plan for smooth flow of traffic.</p>	<p>30/9/2010</p>	<p>Target achieved:-</p> <p>Traffic management plan at local level is prepared and being implemented for smooth flow of traffic in Ludhiana. The defaulters persons of wrong parked vehicles, over speeding and drunken drivers were challaned as per following details</p> <table border="1" data-bbox="666 381 1620 553"> <thead> <tr> <th>Type of Challianes</th> <th>2013</th> <th>2014</th> <th>Total</th> </tr> </thead> <tbody> <tr> <td>Drunken driving</td> <td>441</td> <td>1100</td> <td>1541</td> </tr> <tr> <td>Wrong Parking</td> <td>19852</td> <td>25469</td> <td>45321</td> </tr> <tr> <td>Over speeding</td> <td>270</td> <td>5258</td> <td>5528</td> </tr> <tr> <td>Total</td> <td>22576</td> <td>33841</td> <td>52390</td> </tr> </tbody> </table> <ul style="list-style-type: none"> ▪ A Comprehensive Mobility Plan (CMP) for Ludhiana has been prepared by MC, Ludhiana. ▪ A city level committee namely Ludhiana UMTA (Unified Metropolitan Transport Authority) has been set up under the Chairmanship of Deputy Commissioner, Ludhiana. ▪ In a meeting of Ludhiana UMTA held on 28.11.2014, Assistant Commissioner (s), MC, Ludhiana has been appointed as Nodal officer for CMP program of Ludhiana. ▪ Accordingly, a meeting of all stake holders of CMP Ludhiana was convened on 09.01.2015 and the same is under consideration with MC, Ludhiana <div data-bbox="747 868 1975 1274"> <p style="text-align: center;">Challans</p> <table border="1" data-bbox="747 925 1693 1274"> <caption>Challans Data</caption> <thead> <tr> <th>Year</th> <th>Wrong Parking</th> <th>Over speeding</th> <th>Drunken driving</th> </tr> </thead> <tbody> <tr> <td>2013</td> <td>19852</td> <td>270</td> <td>441</td> </tr> <tr> <td>2014</td> <td>25469</td> <td>5258</td> <td>1541</td> </tr> </tbody> </table> </div>	Type of Challianes	2013	2014	Total	Drunken driving	441	1100	1541	Wrong Parking	19852	25469	45321	Over speeding	270	5258	5528	Total	22576	33841	52390	Year	Wrong Parking	Over speeding	Drunken driving	2013	19852	270	441	2014	25469	5258	1541	<p>The Chairperson was satisfied with the progress.</p>
Type of Challianes	2013	2014	Total																																	
Drunken driving	441	1100	1541																																	
Wrong Parking	19852	25469	45321																																	
Over speeding	270	5258	5528																																	
Total	22576	33841	52390																																	
Year	Wrong Parking	Over speeding	Drunken driving																																	
2013	19852	270	441																																	
2014	25469	5258	1541																																	

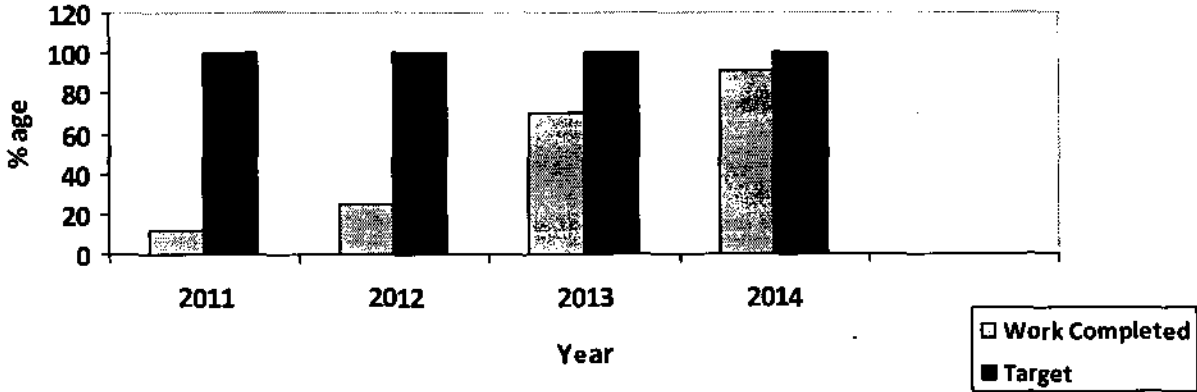
3.	Implementation of the Noise Pollution Rules, 2000 for control of noise from D.G. sets and other non-point sources.	Continuous	<p>Target achieved:-</p> <table border="1"> <thead> <tr> <th>Year</th> <th>Point wise Progress</th> </tr> </thead> <tbody> <tr> <td>2010</td> <td>398 challans were made for implementation of Noise pollution (Regulation & Control) Rules, 2000</td> </tr> <tr> <td>2011</td> <td>upto September 2011, 505 challans were made for implementation of Noise pollution (Regulation & Control) Rules, 2000</td> </tr> <tr> <td>2012</td> <td>Total 1185 challans were made for implementation of Noise pollution (Regulation & Control)Rules, 2000</td> </tr> <tr> <td>2013</td> <td>upto September 2013, 642 challans were made for implementation of Noise pollution (Regulation & Control)Rules, 2000</td> </tr> <tr> <td>During Oct,2013 to 06.01.2015</td> <td>1412 vehicles for using pressure horns</td> </tr> </tbody> </table> <p style="text-align: center;">Challans under Noise Rules, 2000</p> <table border="1"> <caption>Challans under Noise Rules, 2000</caption> <thead> <tr> <th>Year</th> <th>Challans (No's)</th> </tr> </thead> <tbody> <tr> <td>2010</td> <td>398</td> </tr> <tr> <td>2011</td> <td>505</td> </tr> <tr> <td>2012</td> <td>1185</td> </tr> <tr> <td>2013</td> <td>642</td> </tr> <tr> <td>2014</td> <td>1412</td> </tr> </tbody> </table>	Year	Point wise Progress	2010	398 challans were made for implementation of Noise pollution (Regulation & Control) Rules, 2000	2011	upto September 2011, 505 challans were made for implementation of Noise pollution (Regulation & Control) Rules, 2000	2012	Total 1185 challans were made for implementation of Noise pollution (Regulation & Control)Rules, 2000	2013	upto September 2013, 642 challans were made for implementation of Noise pollution (Regulation & Control)Rules, 2000	During Oct,2013 to 06.01.2015	1412 vehicles for using pressure horns	Year	Challans (No's)	2010	398	2011	505	2012	1185	2013	642	2014	1412	The Chairperson was satisfied with the progress
Year	Point wise Progress																											
2010	398 challans were made for implementation of Noise pollution (Regulation & Control) Rules, 2000																											
2011	upto September 2011, 505 challans were made for implementation of Noise pollution (Regulation & Control) Rules, 2000																											
2012	Total 1185 challans were made for implementation of Noise pollution (Regulation & Control)Rules, 2000																											
2013	upto September 2013, 642 challans were made for implementation of Noise pollution (Regulation & Control)Rules, 2000																											
During Oct,2013 to 06.01.2015	1412 vehicles for using pressure horns																											
Year	Challans (No's)																											
2010	398																											
2011	505																											
2012	1185																											
2013	642																											
2014	1412																											

DEPARTMENT OF FORESTS

Sr. No.	Main Areas	Target date	Year wise progress regarding implementation of Action Plan	Decision Taken to achieve the balance target												
1.	Preparation of afforestation plan for increasing forest/ green cover in areas under their jurisdiction.	<ul style="list-style-type: none"> > Identification of vacant land and preparation of plan by 31/07/2010 > First major drive for plantation by 31/8/2010. > Second major drive for plantation by 28/2/2011. 	<p>Target achieved:-</p> <p style="text-align: center;">Developemet of Plantation</p>  <table border="1" style="margin-left: auto; margin-right: auto;"> <caption>Plantation Data</caption> <thead> <tr> <th>Year</th> <th>Number</th> </tr> </thead> <tbody> <tr> <td>2010</td> <td>350052</td> </tr> <tr> <td>2011</td> <td>660963</td> </tr> <tr> <td>2012</td> <td>1002520</td> </tr> <tr> <td>2013</td> <td>1146773</td> </tr> <tr> <td>2014</td> <td>1486850</td> </tr> </tbody> </table>	Year	Number	2010	350052	2011	660963	2012	1002520	2013	1146773	2014	1486850	<p>After detailed deliberations, the Chairperson decided that Deptt. of Forest will do plantation at the vacant patches on Budha Nallah.</p>
Year	Number															
2010	350052															
2011	660963															
2012	1002520															
2013	1146773															
2014	1486850															
2.	Rendering training / seminars / awareness camps for increasing green cover in city.	Continuous	<p>Target achieved:-</p> <table border="1" style="width: 100%; border-collapse: collapse;"> <thead> <tr> <th style="width: 10%;">Year</th> <th style="width: 90%;">Point wise Progress</th> </tr> </thead> <tbody> <tr> <td style="text-align: center;">2010</td> <td>Awareness camp was organized at Nanhi Chhan Mela at Govt. Women College Ludhiana. On 28/10/2010 and 29/10/2010. Bio-diversity awareness was given at function in Arya School at Ludhiana on 26/10/2010 and wildlife awareness camp was celebrated at Van Chetna Kendra on 8th Oct, 2010.</td> </tr> <tr> <td style="text-align: center;">2014</td> <td>Deptt. of Forest informed that Awareness camps for General Public are being carried out by the department. An Event named "Earth Hour" regarding plantation was organized on 20-7-2014 by SAMBHAV FOUNDATION (NGO) & Forest Department in Ludhiana City.</td> </tr> </tbody> </table>	Year	Point wise Progress	2010	Awareness camp was organized at Nanhi Chhan Mela at Govt. Women College Ludhiana. On 28/10/2010 and 29/10/2010. Bio-diversity awareness was given at function in Arya School at Ludhiana on 26/10/2010 and wildlife awareness camp was celebrated at Van Chetna Kendra on 8th Oct, 2010.	2014	Deptt. of Forest informed that Awareness camps for General Public are being carried out by the department. An Event named "Earth Hour" regarding plantation was organized on 20-7-2014 by SAMBHAV FOUNDATION (NGO) & Forest Department in Ludhiana City.	<p>The Chairperson was satisfied with the progress.</p>						
Year	Point wise Progress															
2010	Awareness camp was organized at Nanhi Chhan Mela at Govt. Women College Ludhiana. On 28/10/2010 and 29/10/2010. Bio-diversity awareness was given at function in Arya School at Ludhiana on 26/10/2010 and wildlife awareness camp was celebrated at Van Chetna Kendra on 8th Oct, 2010.															
2014	Deptt. of Forest informed that Awareness camps for General Public are being carried out by the department. An Event named "Earth Hour" regarding plantation was organized on 20-7-2014 by SAMBHAV FOUNDATION (NGO) & Forest Department in Ludhiana City.															

3.	Providing more plants / saplings free of cost in Ludhiana.	Continuous	<p>Target achieved:-</p> <table border="1"> <thead> <tr> <th>Year</th> <th>Point wise Progress</th> </tr> </thead> <tbody> <tr> <td>2010</td> <td>30,000 plants have been supply to public free of cost</td> </tr> <tr> <td>2011</td> <td>35,000 plants have been supply to public free of cost</td> </tr> <tr> <td>2012-13</td> <td>24700 plants were supplied free of cost and 13084 plants were sold at subsidized rates.</td> </tr> <tr> <td>2014</td> <td>During the month of July, 2014, 121000 Plants has been supplied free of cost to N.G.O. named SAMBHAV for plantation in Ludhiana City.</td> </tr> </tbody> </table> <p style="text-align: center;">Plants Supplied</p> <table border="1"> <caption>Data for Plants Supplied Chart</caption> <thead> <tr> <th>Year</th> <th>Number of Plants Supplied</th> </tr> </thead> <tbody> <tr> <td>2010</td> <td>30,000</td> </tr> <tr> <td>2011</td> <td>35,000</td> </tr> <tr> <td>2012-13</td> <td>24,700</td> </tr> <tr> <td>2014</td> <td>121,000</td> </tr> </tbody> </table>	Year	Point wise Progress	2010	30,000 plants have been supply to public free of cost	2011	35,000 plants have been supply to public free of cost	2012-13	24700 plants were supplied free of cost and 13084 plants were sold at subsidized rates.	2014	During the month of July, 2014, 121000 Plants has been supplied free of cost to N.G.O. named SAMBHAV for plantation in Ludhiana City.	Year	Number of Plants Supplied	2010	30,000	2011	35,000	2012-13	24,700	2014	121,000	The Chairperson was satisfied with the progress.
Year	Point wise Progress																							
2010	30,000 plants have been supply to public free of cost																							
2011	35,000 plants have been supply to public free of cost																							
2012-13	24700 plants were supplied free of cost and 13084 plants were sold at subsidized rates.																							
2014	During the month of July, 2014, 121000 Plants has been supplied free of cost to N.G.O. named SAMBHAV for plantation in Ludhiana City.																							
Year	Number of Plants Supplied																							
2010	30,000																							
2011	35,000																							
2012-13	24,700																							
2014	121,000																							
4.	A systematic study to keep the track of status of flora and fauna and to prepare inventory for the same.	31/3/2011	<p>Target achieved</p> <p>A systematic study to keep the track of status of flora and fauna is in progress.</p>	The Chairperson was not satisfied with the progress and directed Deptt. of Forest to conduct systematic study to keep the track of status of flora and fauna and to submit the report by 31-03-2015.																				

PUBLIC WORKS DEPARTMENT (PWD)

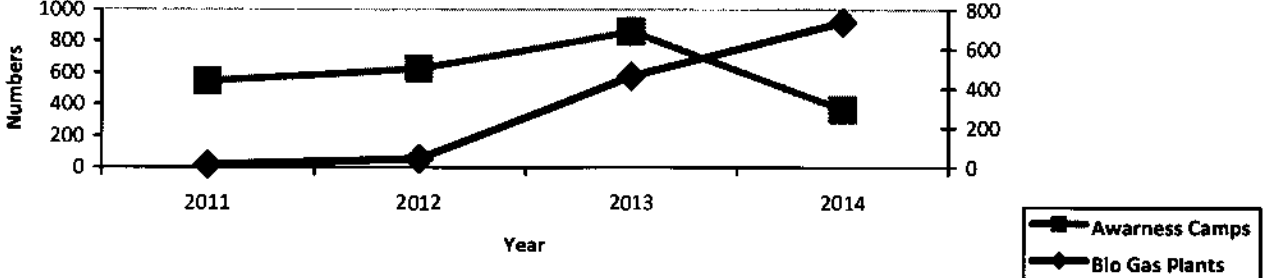
Sr. No.	Main Areas	Target date	Year wise progress regarding implementation of Action Plan	Decision Taken to achieve the balance target										
1.	Construction of bye-pass along Canal.	28/2/2012	<p>Target achieved:-</p> <table border="1" data-bbox="661 431 2034 613"> <thead> <tr> <th>Year</th> <th>Point wise Progress</th> </tr> </thead> <tbody> <tr> <td>2011</td> <td>12% of construction work was completed.</td> </tr> <tr> <td>2012</td> <td>25% of construction work was completed</td> </tr> <tr> <td>2013</td> <td>70% of construction work was completed</td> </tr> <tr> <td>2014</td> <td>91% of construction work was completed</td> </tr> </tbody> </table> <p style="text-align: center;">Status of Construction</p>  <p>Balance Target:- The project is likely to be completed by 30.06.2015.</p>	Year	Point wise Progress	2011	12% of construction work was completed.	2012	25% of construction work was completed	2013	70% of construction work was completed	2014	91% of construction work was completed	The Chairperson was satisfied with the progress and directed to complete the pending work by 30-06-2015.
Year	Point wise Progress													
2011	12% of construction work was completed.													
2012	25% of construction work was completed													
2013	70% of construction work was completed													
2014	91% of construction work was completed													
2.	Improvement in road conditions and provisions of green belt along the road.	Continuous	<p>Target achieved:-</p> <p>Plantation work will be done along the roads during the month July-August, 2015.</p>	The Chairperson directed Deptt. of PWD to hold a meeting with Deptt. of Forest for the improvement in road conditions and provisions of green belt along the road.										

DISTRICT ADMINISTRATION

Sr. No.	Main Areas	Target date	Year wise progress regarding implementation of Action Plan	Decision Taken to achieve the balance target
1.	To act as facilitator for installation of common effluent treatment plant for dyeing industries.		32 Acres of Land acquired for CETPs and handed over to Punjab Dyers Association. The information is already covered under the points related to Punjab Pollution Control Board and industry department. The Distt. Administration assured to provide any assistance at all the times.	The Item was the same as already been discussed at Sr. No. 1 of Deptt. of Industries & Commerce/PSIEC.
2.	To impose complete ban on the stubble burning within the 10 Km from the periphery of Ludhiana city.	Every cultivating season	<ul style="list-style-type: none"> • For prohibiting the burning of paddy straw in the State of Punjab, notification no. 946 dated 22.10.2013 has been issued by the Govt. of Punjab. • 7 Bio-mass based projects of capacity 62.5 MW Power Plants are in operation. • 13 Bio-mass based projects of capacity 147 MW Power Plants are under execution. Likely to be commissioned by DEC, 2016 • 30 Bio-mass based projects of capacity 300 MW Power Plants are under planning and shall be installed by DEC., 2017. ▪ PPCB continuously gives awareness campaign during paddy harvesting from 22 Oct., to 4 Nov., daily in 6 newspapers. ▪ Deptt of Agriculture gives programme for mobilization of farmers by deptt. to stop burning of paddy straw. 44 Distt Level, 316 Block Level and 4759 Village level training camps were organized. ▪ Agriculture machineries namely Rotavators, Zero-till-drill, Happy Seeder, Gyroraker, Chopper, Baler as 20841, 10850, 374, 30, 52, 44 were provided to the farmers. ▪ Total prosecution and FIR launched in the year 2013 are 53. ▪ PPCB regularly monitor the Ambient Air Quality of the State at 24 locations in urban areas and 4 additional monitoring stations in rural areas. 	The Chairperson was satisfied with the progress and directed to impose complete ban on the stubble burning within the 10 Km from the periphery of Ludhiana city
3.	Regulation on use of loud speaker and sound system by the religious	Continuous monitoring	<p>The D.C Office informed as under:-</p> <ul style="list-style-type: none"> ▪ Regular meetings are being conducted with the concerned departments. ▪ SDMs and Local Bodies have been advised to implement the guidelines regarding not to use the loud speakers during night time (10:00 pm to 6:00 am). 	The Chairperson directed that noise pollution be controlled in letter and spirit. Action be taken against the defaulter as and when the complaint is received regarding the noise.

places and marriage palaces within permissible limits of Noise (Regulation & Control) Rules, 2000.			
--	--	--	--

DEPARTMENT OF AGRICULTURE

Sr. No.	Main Areas	Target date	Year wise progress regarding implementation of Action Plan	Decision Taken to achieve the balance target																			
1.	Promotion of bio-methanization and compost facilities for the agricultural residue and awareness regarding ill effects of stubble burning	Continuous	<p>Target achieved:-</p> <table border="1" data-bbox="633 760 2010 919"> <thead> <tr> <th>Year</th> <th>Point wise Progress</th> </tr> </thead> <tbody> <tr> <td>2010</td> <td>New bio-gas plants are being installed by Punjab Energy Development Agency and Khadi Board. The farmers are made aware regarding the preparation of compost/ organic manure from the farm waste. Every year two camps are organized at District Block and Village Level in order to educate the farmers regarding the ill effects of stubble burning and to promote new techniques like happy seeder, zero till drill machines</td> </tr> </tbody> </table> <p style="text-align: center;">Progress of Bio Gas Plants and Awarness Camps</p>  <table border="1" data-bbox="704 1031 1968 1307"> <caption>Progress of Bio Gas Plants and Awareness Camps</caption> <thead> <tr> <th>Year</th> <th>Awareness Camps (Left Axis)</th> <th>Bio Gas Plants (Right Axis)</th> </tr> </thead> <tbody> <tr> <td>2011</td> <td>500</td> <td>0</td> </tr> <tr> <td>2012</td> <td>600</td> <td>50</td> </tr> <tr> <td>2013</td> <td>850</td> <td>550</td> </tr> <tr> <td>2014</td> <td>350</td> <td>700</td> </tr> </tbody> </table>	Year	Point wise Progress	2010	New bio-gas plants are being installed by Punjab Energy Development Agency and Khadi Board. The farmers are made aware regarding the preparation of compost/ organic manure from the farm waste. Every year two camps are organized at District Block and Village Level in order to educate the farmers regarding the ill effects of stubble burning and to promote new techniques like happy seeder, zero till drill machines	Year	Awareness Camps (Left Axis)	Bio Gas Plants (Right Axis)	2011	500	0	2012	600	50	2013	850	550	2014	350	700	The Chairperson directed PEDDA to adopt the latest design evolved by the Punjab Agriculture University, Ludhiana.
Year	Point wise Progress																						
2010	New bio-gas plants are being installed by Punjab Energy Development Agency and Khadi Board. The farmers are made aware regarding the preparation of compost/ organic manure from the farm waste. Every year two camps are organized at District Block and Village Level in order to educate the farmers regarding the ill effects of stubble burning and to promote new techniques like happy seeder, zero till drill machines																						
Year	Awareness Camps (Left Axis)	Bio Gas Plants (Right Axis)																					
2011	500	0																					
2012	600	50																					
2013	850	550																					
2014	350	700																					

PUNJAB STATE COUNCIL FOR SCIENCE AND TECHNOLOGY

Sr. No.	Main Areas	Target date	Year wise progress regarding implementation of Action Plan	Decision Taken to achieve the balance target
1.	Evolving of cleaner technologies and installation of pilot plants for improved effluent/ emissions treatment technologies.	Continuous	<p>PSCST has been providing consultancy services to for provided APCD/upgradation of APCD/energy conservation</p> <ul style="list-style-type: none"> • 23 Cupola furnaces from 01.07.2014 to 31.12.2014. • Induction furnaces • 4 Re-rolling Mills from 01.04.2013 to 30.06.2014 • Development of Technology to rice shellers having mechanical driers. 	The Chairperson was satisfied with the progress and directed the PSCST to evolving of cleaner technologies and installation of pilot plants for improved effluent/ emissions treatment technologies.

CENTRAL GROUND WATER AUTHORITY

Sr. No.	Main Areas	Target date	Year wise progress regarding implementation of Action Plan	Decision Taken to achieve the balance target
1.	To stop the over exploitation of ground water.	To make the masses aware regarding exploitation of ground water by using print as well as electronic media by 30/9/2010.	<p>Central Ground Water Authority informed as under:-</p> <ul style="list-style-type: none"> • CGWA vide Notification dated 11.12.1998 has declared whole of Ludhiana City in Ludhiana district as "Notified Area" for regulation of ground water development & management and imposes prohibition and restriction on the construction, installation of any structure for extraction of ground water resources to avoid its further depletion and deterioration in its quality. • Deputy Commissioner, Ludhiana has been authorized to take action as deem fit for prohibition and restriction on the construction, installation on any ground water structure in the above said area. 	The Chairperson decided that Central Ground Water Authority shall pull up the individuals/colonies for extraction of excess water than the permitted and shall also impose penalties.

DEPARTMENT OF HEALTH & FAMILY WELFARE

Sr. No.	Main Areas	Target date	Year wise progress of Action Plan	Decision Taken to achieve the balance target																																																																																	
1.	Organization of Health Camps	First phase will be started in August 2010. Thereafter in January 2011 followed by every six months.	<p>During year 2010 & 2011 total 31 camps were organized by Department of Health and Family Welfare. During year 2012 to 2014, camps were regularly organized by Department of Health and Family Welfare.</p> <ul style="list-style-type: none"> ▪ From March 2014 onward special camps have been arranged in the areas adjoining to Buddha Nala. ▪ Every month 10 Medical camps are arranged. ▪ Upto Dec 2014, 100 camps were arranged ▪ Patients with Gastrointestinal diseases, skin diseases have been found • Detail of Health camps is as under:- <table border="1" style="width: 100%; border-collapse: collapse; margin-top: 10px;"> <thead> <tr> <th style="width: 15%;">Disease</th> <th style="width: 5%;">Jun-14</th> <th style="width: 5%;">Jul-14</th> <th style="width: 5%;">Aug-14</th> <th style="width: 5%;">Sept-14</th> <th style="width: 5%;">Oct-14</th> <th style="width: 5%;">Nov-14</th> <th style="width: 5%;">Dec-14</th> <th style="width: 40%;">Remarks</th> </tr> </thead> <tbody> <tr> <td>Diarrhoeal Diseases</td> <td>254</td> <td>286</td> <td>341</td> <td>319</td> <td>301</td> <td>275</td> <td>253</td> <td>More in summer and on increase</td> </tr> <tr> <td>Eye Diseases</td> <td>130</td> <td>212</td> <td>258</td> <td>247</td> <td>256</td> <td>251</td> <td>241</td> <td>More in summer and on increase</td> </tr> <tr> <td>Ear Diseases</td> <td>137</td> <td>170</td> <td>210</td> <td>202</td> <td>210</td> <td>202</td> <td>221</td> <td>On increase</td> </tr> <tr> <td>Hypertension</td> <td>425</td> <td>453</td> <td>544</td> <td>527</td> <td>531</td> <td>535</td> <td>539</td> <td>On increase</td> </tr> <tr> <td>Respiratory Diseases</td> <td>297</td> <td>311</td> <td>362</td> <td>402</td> <td>425</td> <td>449</td> <td>475</td> <td>More in winter but on increase</td> </tr> <tr> <td>Asthma</td> <td>175</td> <td>190</td> <td>196</td> <td>181</td> <td>195</td> <td>188</td> <td>191</td> <td>More in change of weather and on increase</td> </tr> <tr> <td>Skin Diseases</td> <td>194</td> <td>227</td> <td>239</td> <td>286</td> <td>276</td> <td>284</td> <td>294</td> <td>slight variation</td> </tr> <tr> <td>Pulmonary Diseases</td> <td>62</td> <td>73</td> <td>70</td> <td>67</td> <td>69</td> <td>62</td> <td>60</td> <td>More are reported in summer but on decrease</td> </tr> </tbody> </table>	Disease	Jun-14	Jul-14	Aug-14	Sept-14	Oct-14	Nov-14	Dec-14	Remarks	Diarrhoeal Diseases	254	286	341	319	301	275	253	More in summer and on increase	Eye Diseases	130	212	258	247	256	251	241	More in summer and on increase	Ear Diseases	137	170	210	202	210	202	221	On increase	Hypertension	425	453	544	527	531	535	539	On increase	Respiratory Diseases	297	311	362	402	425	449	475	More in winter but on increase	Asthma	175	190	196	181	195	188	191	More in change of weather and on increase	Skin Diseases	194	227	239	286	276	284	294	slight variation	Pulmonary Diseases	62	73	70	67	69	62	60	More are reported in summer but on decrease	The Chairperson directed Department of Health & Family Welfare that the study carried out must be related to the pollution.
Disease	Jun-14	Jul-14	Aug-14	Sept-14	Oct-14	Nov-14	Dec-14	Remarks																																																																													
Diarrhoeal Diseases	254	286	341	319	301	275	253	More in summer and on increase																																																																													
Eye Diseases	130	212	258	247	256	251	241	More in summer and on increase																																																																													
Ear Diseases	137	170	210	202	210	202	221	On increase																																																																													
Hypertension	425	453	544	527	531	535	539	On increase																																																																													
Respiratory Diseases	297	311	362	402	425	449	475	More in winter but on increase																																																																													
Asthma	175	190	196	181	195	188	191	More in change of weather and on increase																																																																													
Skin Diseases	194	227	239	286	276	284	294	slight variation																																																																													
Pulmonary Diseases	62	73	70	67	69	62	60	More are reported in summer but on decrease																																																																													

Annexure-2

Action Plan for Abatement of Pollution in Critically Polluted Area of Mandi Gobindgarh

DEPTT. OF INDUSTRIES & COMMERCE / PSIEC / PSIDC				
S. N	Activity	Target date	Latest status report submitted by various departments	Decisions
1.	Supply of CNG to rolling mills and forging units through the gas pipeline being laid by GAIL (Gas Authority of India Ltd.)	Completion of work of laying the gas pipeline by June, 2011 and supply of gas to the industries immediately thereafter.	The representative of the GAIL Authorities informed as under:- <ul style="list-style-type: none"> ▪ Gas pipe lines laid upto left side of NH-1 from Amloh. ▪ Stress was laid on the forging units located on left side. ▪ A model unit be prepared and effectiveness of gas may be tested from that unit. ▪ GAIL informed that CNG will be supplied to M/s Parbhat Heavy Forging, G.T. Road, Khanna Side, Mandi Gobindgarh in the month of February, 2015. ▪ Unit will be model unit for the other forging units for demonstration. 	PPCB informed that CNG could not implemented in Mandi Gobindgarh due to its high cost. After detailed deliberations, the Chairperson decided that PPCB shall hold meeting with the Rolling Mills for capacity building and energy/fuel conservation as per the design given by PSCST.
2.	Provision of environmental infrastructure in Focal Point, Mandi Gobindgarh including wastewater treatment facilities, improved water supply, road infrastructure, parking facilities and green cover within the industrial areas.	(i) Repair of sewerage system by 31.3.2011. (ii) Provision of treatment & disposal facilities by 31.12.2011.	PSIEC informed as under:- <ul style="list-style-type: none"> ▪ The final DPR of ETP has been vetted by the Technical Advisor, office of Hon'ble Chief Minister, Punjab. ▪ PSIEC has been directed to install separate ETP. ▪ Tendering work of ETP will be executed within two months. 	The Chairperson directed PSIEC to install the ETP in Focal Point by 30-09-2015.
3.	Shifting of industries, which are located in the non-designated areas, to the designated areas	Industries located in non-designated area will be shifted as per the provisions made in the Master Plan to be notified by the	Deptt. of Industries & Commerce informed as under:- <ul style="list-style-type: none"> ▪ 18 no. industries, located in the non-designated area required permission from CA, GMADA for continuation as per Master Plan. ▪ 12 industries in operation and 6 are lying closed. ▪ A meeting was held with the industries on 13/11/2014 and were 	The Chairperson directed Deptt. of Industries & Commerce as well as PSIEC to prepare a report for shifting of the industries located in non-designated area to the designated area by 31-03-2015.

		Government for Mandi Gobindgarh.	guided to take permission from CA, GMADA.	
4.	Awareness campaign to increase green cover in industrial areas.	Continuous	MC, Mandi Gobindgarh informed as under:- For the year 2014:- ▪ 7400 plants were planted (3900 by GMDIC, 3500 by PSIEC) ▪ For the year 2014-15, 2500 plants will be planted by MC, Mandi Gobindgarh.	The Chairperson was satisfied with the progress.

DEPTT. OF LOCAL BODIES / M.C. MANDI GOBINDGARH

S. N	Activity	Target date	Latest status report submitted by various departments	Decisions
1.	Installation of STP and disposal of treated wastewater onto land for irrigation / plantation.	31/12/2011	The Revenue Department informed as under:- Funding Agency- MC, Mandi Gobindgarh Nodal Agency- PWSSB ▪ Land has been awarded for STP on 26/11/2014. ▪ Possession work of land carried out on 11/12/2014. • 1.2 Km area, out of 5.8 Km sewerage pipe line has been laid and the further work is under progress.	The Chairperson directed Municipal Council, Mandi Gobindgarh as well as PWSSB to install STP upto 30-09-2015.
2.	Laying of sewer lines in remaining areas and connecting with the sewage treatment facilities.	31/12/2011	Work Completed.	
3.	Development of engineered municipal solid waste dump site and compliance of provisions of the Municipal Solid Waste (Management & Handling) Rules, 2000.	<ul style="list-style-type: none"> • Identification of land fill site by 30.9.2010. • Development of land fill site by 31.12.2011. 	Revenue Department informed as under:- <ul style="list-style-type: none"> ▪ Possession of the land for permanent landfill site carried out very soon. Case pending in the Hon'ble High Court. • Fencing of temporary landfill site had been done. ▪ MC, Mandi Gobindgarh directed to maintain landfill site as per ten points Action Plan submitted by Local Govt. 	The Chairperson directed Municipal Council, Mandi Gobindgarh to maintain landfill site as per law.

4.	Improvement of Road infrastructure for better and smooth traffic movement.	Continuous	MC, Mandi Gobindgarh vide its letter no. 2977 dated 8/12/2014 informed as under:- <ul style="list-style-type: none"> Yellow lines provided on the roads: Main Bazaar Post Office Road Total expenditure incurred is Rs. 5 Lacs. 	The item was not discussed.
5.	Upgrading traffic lights for smooth traffic movement.	<ul style="list-style-type: none"> Identification of congested traffic cross sections by 30/9/2010. Upgradation and implementation of plan by 31/12/2010. 	MC, Mandi Gobindgarh vide its letter no. 2977 dated 8/12/2014 has submitted as under:- <ul style="list-style-type: none"> The work of N.H. at Mandi Gobindgarh shall be completed by 31/3/2015 by NHAI. Traffic lights on NH-1 will be installed thereafter. 	The Chairperson decided that Municipal Council, Mandi Gobindgarh shall ensure the installation of traffic lights after the completion of National Highway.
6.	Steps for compulsory installation of rainwater harvesting structure by the different establishments within the city.	Continuous	MC, Mandi Gobindgarh vide its letter no. 2977 dated 8/12/2014 submitted as under:- <ul style="list-style-type: none"> Building plans of residential houses having area more than 200 Sq. yards are being approved with the condition of providing rainwater harvesting system. To check the compliance, 10 houses per week will be checked randomly. 	The Chairperson decided that Municipal Council, Mandi Gobindgarh shall ensure the installation of rainwater harvesting structure before issue of completion certificate.
7.	Increasing green cover in city and provision of green belt / buffer zones separating industrial areas from residential areas.	<ul style="list-style-type: none"> First phase of plantation by 31/8/2010. Second phase of plantation by 28/2/2011. Plantation shall be done regularly. 	MC, Mandi Gobindgarh informed vide letter no. 2977 dated 8/12/2014 as under:- <ul style="list-style-type: none"> 3372 plants planted by MC, Mandi Gobindgarh. For the year 2014-15, 2500 plants will be planted. 	The Chairperson decided that Municipal Council, Mandi Gobindgarh shall ensure the survival of the plants.
8.	Mandatory requirement to provide canopies with the exiting D.G sets alongwith stacks as per norms fixed by the Punjab Pollution Control Board and not to allow any shop, office / commercial	Existing D.G. sets by 31/12/2010.	MC, Mandi Gobindgarh informed vide letter no. 2977 dated 8/12/2014 that tendering work for the canopies on the DG sets installed on the 14 no. tubewells of MC have been started.	The Chairperson was satisfied with the progress.

<p>establishment to install D.G. sets without canopy and to take policy decision regarding regulation of D.G. sets in residential houses.</p>			
---	--	--	--

DEPTT. OF TRANSPORT				
S.N.	Activity	Target date	Latest status report submitted by various departments	Decisions
1.	Plan for effective traffic management including provision of traffic lights, notification of one way traffic, parking of vehicles at the designated place, challenging of polluting vehicles etc.	Traffic management plan to be prepared by 31/12/2010 and to be implemented thereafter on regular basis.	DTO informed as under:- <ul style="list-style-type: none"> • Installation of traffic lights will be done after the completion of six laning work, passing through the town. • E.O., Mandi Gobindgarh has been directed to earmark suitable places for parking of different type of vehicles and put up boards there also. 	The Chairperson decided that Deptt. of Transport as well as Municipal Council, Mandi Gobindgarh shall ensure the effective traffic management and install traffic lights after the completion of National Highway.
2.	Phasing out of 15 years old commercial transport vehicles.	Continuous	DTO informed that Surveillance is done by Transport Deptt.	The Chairperson decided that Deptt. of Transport shall ensure that no commercial vehicle older than 15 years do not operate on roads.
3.	Increased monitoring of vehicles running without P.U.C certificates.	Continuous	DTO, Fatehgarh Sahib informed that 260 challans of vehicles has been done in the year 2014	The Chairperson was satisfied with the progress.
4.	Banning of pressure horns.	Continuous	DTO, Fatehgarh Sahib informed that 184 challans of vehicles has been done in the year 2014.	The Chairperson was satisfied with the progress.
5.	Checking the use of adulterated fuel and impounding of such vehicles.	Continuous	DTO, Fatehgarh Sahib informed that checking of vehicles is done regularly and no vehicle was found using adulterated fuel.	The DTO, Fatehgarh Sahib shall ensure the regular checking of vehicle to ensure the non utility of adulterated fuel in the vehicles. Such campus may be organized on quarterly basis.

DEPTT. OF HOME AFFAIRS / POLICE				
S.N.	Activity	Target date	Latest status report submitted by various departments	Decisions
1.	Formation and implementation of proper traffic management plan for smooth flow of traffic.	30/9/2010	The representative on the behalf of SSP, Fatehgarh Sahib informed that traffic lights / traffic management plan of Mandi Gobindgarh will be implemented as soon as the construction of six laning project of G.T Road will be completed	The Chairperson was satisfied with the progress.
2.	Implementation of Noise (Prevention & Control of Pollution) Act, 2000 for control of noise from D.G. sets and other non-point sources.	Continuous	Police Department informed that 131 challaned in the year 2014.	The Chairperson was satisfied with the progress.

DEPTT. OF FORESTS				
S.N.	Activity	Target date	Latest status report submitted by various departments	Decisions
1.	Implementation of Action Plan for greening Mandi Gobindgarh	31.3.2011.	The representative of the department informed that 38500 plants planted in the different locations of Mandi Gobindgarh area (Senior Secondary School, G.T. Road, RIMT College Road, B/s I-R Distributory, Amloh Gobindgarh Road, B/s G.T. Road, Focal Point Road).	The Chairperson directed Deptt. of Forest to prepare report for getting funds for greening Mandi Gobindgarh.

DEPTT. OF PWD (B&R)				
S.N.	Activity	Target date	Latest status report submitted by various departments	Decisions
1.	Improving road conditions for smooth movement of traffic and provision of flyovers / underpasses etc.	<ul style="list-style-type: none"> • Identification of traffic bottlenecks and preparation of scheme by 31/12/2010. • Implementation of scheme regarding flyovers/ underpasses by 31/12/2012. 	The rep. of PWD (B & R) informed that after the completion of six laning project of G.T Road (NH-1) by 31/03/2015, work of smooth movement of traffic shall be started in April, 2015.	The Chairperson directed that Deptt. of PWD to complete the work soon after the completion of National Highway.
2.	Increasing green cover on roadside under their jurisdiction.	<ul style="list-style-type: none"> • Identification of vacant land for plantation by 30/9/2010. • Preparation of plan for plantation by 30/9/2010. • Plantation in the entire vacant land by 31/3/2011. 	It was informed that PWD (B & R) has only 5 feet wide area along the bridge and the plantation will be carried out after completion of bridge.	The Chairperson directed that Deptt. of PWD to complete the work soon after the completion of National Highway.

DISTRICT ADMINISTRATION / DEPUTY COMMISSIONER, FATEHGARH SAHIB				
S.N	Activity	Target date	Latest status report submitted by various departments	Decisions
1.	To impose complete ban on the stubble burning in the agricultural fields around Mandi Gobindgarh.	30/9/2010.	Orders u/s 144 of CrPC have been issued regarding ban on stubble burning.	The Chairperson directed to implement the orders in letter and spirit.
2.	Regulate the use of loud speaker and sound system by the religious places and marriage palaces.	Immediate	District Administration has passed an order not to use loud speaker and sound system at religious places and marriage palaces during night period from 10:00 pm to 6:00 am.	The Chairperson directed to implement the orders in letter and spirit.

PUNJAB STATE COUNCIL FOR SCIENCE & TECHNOLOGY				
S.N	Activity	Target date	Latest status report submitted by various departments	Decisions
1.	Evolving of cleaner technologies and installation of pilot plants for improved effluent / emissions treatment technologies.	Continuous	<p>PSCST reported as under:-</p> <ul style="list-style-type: none"> ▪ 172 rolling mills has been given training on better feeding and firing practices of pulverized coal in the reverberatory furnace. ▪ 5 no. of induction furnaces have also been given demonstration for improvement/ upgradation of their APCD. ▪ There is also one project, being funded by UNDP, which will be executed by June, 2015 and mainly concentrated on energy conservation of industries, located in the Mandi Gobindgarh area. 	The Chairperson directed that PPCB shall ensure that cleaner technology is adopted by all the rolling and induction furnaces.

CENTRAL GROUND WATER AUTHORITY				
S.N	Activity	Target date	Latest status report submitted by various departments	Decisions
1.	To stop the over exploitation of ground water.	To create awareness among the masses regarding exploitation of ground water through print and electronic media.	No progress report received	The representative of CGWA informed that study of ground water quality at Mandi Gobindgarh has been carried out The Chairperson decided as under:- 1) Central Ground Water Authority shall pull up the individuals/colonies for extraction of excess water than the permitted and shall also impose penalties. 2) PPCB shall collect the ground water study from CGWA.

DEPTT. OF AGRICULTURE				
S.N	Activity	Target date	Latest status report submitted by various departments	Decisions
1.	To propagate sustainable technology for bio-methanization of agricultural waste including compost facilities.	To launch awareness campaign in the rural areas of Mandi Gobindgarh through print and electronic media.	Chief Agriculture vide its letter no. 3113 dated 9/12/2014 has submitted as under:- <ul style="list-style-type: none">• Chief Agriculture has informed as under:• Farmer training camps and exhibitions are conducted at field level to educate farmers about ill effects of pollution (paddy straw burning).• One distt. Level farmers training camp is organized in which 1055 farmers participated. Ten block level camps organized in which 1445 farmers participated.• New farm machinery has been introduced for sowing wheat after paddy (Happy seeder, Zero till seed drill, Rotavator) which helps to incorporate the crop residue in soil to avoid burning of paddy straw.• In Village, Block & Distt. level Training camps has been organized by the Department regarding Judicious use of Urea & DAP to avoid pollution of ground water.• Information regarding Safe & Judicious use of Pesticide has been disseminated by staff to motivate the farmers to avoid air & Ground water pollution.• Farmers are advised to grow more trees & motivated for	The Chairperson was satisfied with the progress.

			<p>AGROFORESTRY.</p> <ul style="list-style-type: none"> • Department is providing subsidy on machines (Zero till drill Rs 15,000/- Rotavator Rs 35,000/-), straw reaper @ 95,000/- , chopper-cum- shredder @ 95,000/- & bailers @ 435000/-)which helps in controlling the stubble burning to avoid pollution. • Various method of composting the crop residue by making and renovating Farm Yard Manure (FYM)pits at field. 	
--	--	--	--	--

DEPTT. OF HEALTH & FAMILY WELFARE				
S.N	Activity	Target date	Latest status report submitted by various departments	Decisions
1.	Organization of Health Camps	First phase will be started in August, 2010. Thereafter in January, 2011 followed by every six months	The Civil Surgeon, Fatehgarh Sahib informed that 1208 patients checks in the medical camps organised by Civil Surgeon, Fatehgarh Sahib in the year 2014	The Chairperson directed that epidemiological study be got conducted with the assistance of PGIMER by PPCB.

PUNJAB POLLUTION CONTROL Board				
S.N	Activity	Target date	Latest status report submitted by various departments	
1.	Upgradation of fugitive emission collection system of induction furnaces.	(a) Preparation of design of modified air pollution control system by IIT, Roorkee by 15.11.2010 (b) Installation, commissioning & monitoring of pilot plant by 28.2.2011. (c) Replication by other similar units by 30.9.2011.	PPCB informed that with the persuasion of the Punjab Pollution Control Board <ul style="list-style-type: none"> ▪ 172 rolling mills have been given training on better feeding and firing practices of pulverized coal in the reverberatory furnace by PSCST. ▪ Out of 232 rolling mills in operation, 116 rolling mill have installed energy saving devices till date. ▪ Remaining industries are being pursued to install the same. ▪ About 20 induction furnaces have replaced their APCD on design of PSCST. 	
			<ul style="list-style-type: none"> • The Chairperson decided that PPCB shall pursue the remaining rolling mills to provide the energy saving devices by 30-09-2015. • The remaining induction furnaces shall upgrade their APCD as per the design of PSCST, Chandigarh by 30-09-2015. 	
2.	Installation of online monitoring system.	(i) Pilot project in NFL, Naya Nangal by 31.3.2011 (ii) To be emulated by the large scale polluting industries in Mandi Gobindgarh within six months after successful commissioning of the pilot project.	M/s Modern Steels Ltd., Mandi Gobindgarh has installed online monitoring systems	
			The Chairperson was satisfied with the progress and directed to implement the same in other large scale polluting units.	
3.	Switching over to tunnel type kiln by refractory units.	30/6/2011	Complied.	
4.	Vigorous monitoring of the air and water polluting industries.	Continuous process.	PPCB informed as under:- <ul style="list-style-type: none"> • Industries monitored in year 2014 : 1040 • Notice u/s 31-A of the Air Act, 1981 : 49 	
			The Chairperson was satisfied with the progress.	

			<ul style="list-style-type: none"> • Notice u/s 33-A of Water Act, 1974 : 41 • Closure u/s 31-A of the Air Act, 1981 : 35 • Closure u/s 33-A of Water Act, 1974 : 13 																																		
5.	<p>(i) Shifting of hazardous waste to the Common TSDF by the industries.</p> <p>(ii) To carry out feasibility studies for GPS based tracking system for hazardous waste going to TSDF.</p>	<p>31/12/2010</p> <p>31/3/2011</p>	<p>PPCB informed as under:-</p> <ul style="list-style-type: none"> • Continues process. Complied . • GPRS System has been installed on the Vehicles carrying hazardous waste to TSDF 	The Chairperson was satisfied with the progress.																																	
6.	Preparation of inventory of E-waste	31/3/2011	<p>PPCB informed as under:-</p> <ul style="list-style-type: none"> • PPCB has authorized the vendors. • Regular monitoring carried out in professional educational institutes. • Notices have already been issued in this regard. • 4 Educational Institutes and 5 large scale industries made agreement with M/s Ramky Enviro Engineers Ltd., Vill. Nimbua. 	The Chairperson was satisfied with the progress.																																	
7.	Proper management of solid waste generated from cooling water recirculation tanks	31/3/2011	Continuous Process. Complied.	The Chairperson was satisfied with the progress.																																	
8.	<p>(i) Upgradation of groundwater monitoring network.</p> <p>(ii) Upgradation of ambient air quality monitoring network.</p> <p>(iii) Regular monitoring of surface water bodies</p>	31/3/2011	<p>(i) 2 stations have been set up for collection of ground water samples</p> <table border="1"> <thead> <tr> <th>#</th> <th>Points of Collection</th> <th>pH</th> <th>TDS mg/l</th> <th>T H mg/l</th> <th>Fe mg/l</th> <th>Zn mg/l</th> <th>Na mg/l</th> <th>TSS mg/l</th> <th>BOD mg/l</th> <th>COD mg/l</th> </tr> </thead> <tbody> <tr> <td>1</td> <td>Near ESI Hospital</td> <td>7.5</td> <td>660</td> <td>164</td> <td>0.16</td> <td>ND</td> <td>38</td> <td>ND</td> <td>ND</td> <td>ND</td> </tr> <tr> <td>2</td> <td>M/s Agni Refactori</td> <td>7.1</td> <td>1554</td> <td>380</td> <td>0.01</td> <td>2.92</td> <td>65</td> <td>ND</td> <td>NO</td> <td>ND</td> </tr> </tbody> </table>	#	Points of Collection	pH	TDS mg/l	T H mg/l	Fe mg/l	Zn mg/l	Na mg/l	TSS mg/l	BOD mg/l	COD mg/l	1	Near ESI Hospital	7.5	660	164	0.16	ND	38	ND	ND	ND	2	M/s Agni Refactori	7.1	1554	380	0.01	2.92	65	ND	NO	ND	The Chairperson was satisfied with the progress.
#	Points of Collection	pH	TDS mg/l	T H mg/l	Fe mg/l	Zn mg/l	Na mg/l	TSS mg/l	BOD mg/l	COD mg/l																											
1	Near ESI Hospital	7.5	660	164	0.16	ND	38	ND	ND	ND																											
2	M/s Agni Refactori	7.1	1554	380	0.01	2.92	65	ND	NO	ND																											

	(iv) Source apportionment studies.		<p>es Ajnali</p> <p>No Organic contamination has been observed</p> <p>(ii) 3 ambient air quality monitoring stations are in operation in Mandi Gobindgarh and data available on PPCB website</p> <table border="1" data-bbox="835 423 1731 672"> <thead> <tr> <th colspan="4">Annual average Conc. of RSPM in $\mu\text{g}/\text{m}^3$</th> </tr> <tr> <th>Year</th> <th>M/s Raj Steel</th> <th>M/s United Steels</th> <th>M/s Modern Automotive</th> </tr> </thead> <tbody> <tr> <td>2011</td> <td>200</td> <td>203</td> <td>186</td> </tr> <tr> <td>212</td> <td>232</td> <td>230</td> <td>134</td> </tr> <tr> <td>213</td> <td>149</td> <td>189</td> <td>154</td> </tr> </tbody> </table> <p>Data indicate decreasing trend of RSPM</p> <p>(iii) One surface water body i.e. Sirhind Choe, which carries domestic effluent of MC, Mandi Gobindgarh, Sirhind & Bassi Pathana. But the sewage does not reach to river Ghaggar</p> <p>iv) MCs have been directed to install the STPs by 30/06/2016.</p> <p>(v) Source apportionment studies will be carried out after receiving necessary guidelines from CPCB.</p>	Annual average Conc. of RSPM in $\mu\text{g}/\text{m}^3$				Year	M/s Raj Steel	M/s United Steels	M/s Modern Automotive	2011	200	203	186	212	232	230	134	213	149	189	154	
Annual average Conc. of RSPM in $\mu\text{g}/\text{m}^3$																								
Year	M/s Raj Steel	M/s United Steels	M/s Modern Automotive																					
2011	200	203	186																					
212	232	230	134																					
213	149	189	154																					

The meeting ended with thanks to the chair
