



Air Quality Index on Apr 20, 2025 @ 4 PM

(Average of past 24 hours)

S.No	City	Air Quality	Index Value	Prominent Pollutant	No. of Stations Participated/ Total Stations
1	Agartala	Good	23	PM ₁₀	1/2
2	Agra	Satisfactory	98	PM ₁₀	5/6
3	Ahmedabad	Moderate	149	PM ₁₀ , PM _{2.5}	7/9
4	Ahmednagar	Satisfactory	59	PM _{2.5}	1/1
5	Aizawl	Good	28	PM ₁₀	1/1
6	Ajmer	Moderate	169	PM ₁₀	1/1
7	Akola	Satisfactory	85	PM ₁₀	1/1
8	Alwar	Satisfactory	91	PM ₁₀	1/1
9	Amaravati	Satisfactory	83	PM ₁₀	1/1
10	Amravati	Satisfactory	94	PM ₁₀	2/2
11	Amritsar	Moderate	106	PM _{2.5}	1/1
12	Anantapur	Satisfactory	71	PM _{2.5}	1/1
13	Angul	Moderate	118	CO	1/1
14	Ankleshwar	Satisfactory	73	PM ₁₀	1/1
15	Araria	Satisfactory	84	PM ₁₀	1/1
16	Ariyalur	Good	48	PM ₁₀	1/1
17	Arrah	Satisfactory	84	PM ₁₀	1/1
18	Asansol	Satisfactory	94	PM ₁₀ , PM _{2.5}	4/4
19	Aurangabad (Bihar)	Moderate	115	PM ₁₀	1/1
20	Aurangabad (Maharashtra)	Satisfactory	81	PM ₁₀ , O ₃	3/3



Air Quality Index on Apr 20, 2025 @ 4 PM

(Average of past 24 hours)

S.No	City	Air Quality	Index Value	Prominent Pollutant	No. of Stations Participated/ Total Stations
21	Baddi	Moderate	132	PM ₁₀	1/1
22	Badlapur	Satisfactory	78	PM ₁₀	1/1
23	Bagalkot	Good	46	PM ₁₀	1/1
24	Baghpat	Moderate	153	PM ₁₀	1/2
25	Banswara	Moderate	139	PM ₁₀	1/1
26	Barbil	Moderate	137	PM ₁₀	1/1
27	Bareilly	Good	47	PM ₁₀	1/2
28	Baripada	Satisfactory	71	PM ₁₀	1/1
29	Barmer	Very Poor	308	PM ₁₀	1/1
30	Barrackpore	Satisfactory	78	PM ₁₀	1/1
31	Bathinda	Good	44	PM _{2.5}	1/1
32	Belapur	Satisfactory	67	PM ₁₀	1/1
33	Bengaluru	Satisfactory	72	PM ₁₀ , PM _{2.5}	10/14
34	Bettiah	Satisfactory	83	PM ₁₀	1/1
35	Bhagalpur	Moderate	124	PM ₁₀	2/2
36	Bharatpur	Moderate	111	PM ₁₀	1/1
37	Bhilai	Satisfactory	60	PM ₁₀ , PM _{2.5} , O ₃	3/3
38	Bhilwara	Moderate	139	PM ₁₀	1/1
39	Bhiwadi	Moderate	176	PM ₁₀ , PM _{2.5}	2/2
40	Bhiwandi	Satisfactory	97	PM ₁₀	1/1



Air Quality Index on Apr 20, 2025 @ 4 PM

(Average of past 24 hours)

S.No	City	Air Quality	Index Value	Prominent Pollutant	No. of Stations Participated/ Total Stations
41	Bhopal	Moderate	140	PM ₁₀ , O ₃	3/3
42	Bhubaneswar	Satisfactory	93	PM ₁₀	2/2
43	Bidar	Satisfactory	63	PM ₁₀	1/1
44	Bikaner	Poor	250	PM ₁₀	1/1
45	Bilaspur	Satisfactory	67	PM _{2.5}	1/1
46	Bileipada	Moderate	136	PM ₁₀	1/1
47	Boisar	Satisfactory	60	PM ₁₀	1/1
48	Brajrajnagar	Satisfactory	87	PM ₁₀	1/1
49	Bulandshahr	Moderate	104	PM ₁₀	1/1
50	Bundi	Moderate	164	PM ₁₀	1/1
51	Buxar	Satisfactory	68	PM ₁₀	1/1
52	Byasanagar	Moderate	116	PM ₁₀	1/1
53	Byrnihat	Poor	214	PM _{2.5}	1/1
54	Chandigarh	Satisfactory	93	PM ₁₀ , O ₃	3/3
55	Chandrapur	Moderate	166	PM ₁₀ , O ₃	2/2
56	Chengalpattu	Satisfactory	72	PM ₁₀	1/1
57	Chennai	Satisfactory	70	PM ₁₀ , CO	5/9
58	Chhal	Satisfactory	78	PM ₁₀	1/1
59	Chikkaballapur	Satisfactory	98	PM ₁₀	1/1
60	Chittoor	Satisfactory	87	PM _{2.5}	1/1



Air Quality Index on Apr 20, 2025 @ 4 PM

(Average of past 24 hours)

S.No	City	Air Quality	Index Value	Prominent Pollutant	No. of Stations Participated/ Total Stations
61	Chittorgarh	Moderate	132	PM ₁₀	1/1
62	Churu	Moderate	143	PM ₁₀	1/1
63	Coimbatore	Satisfactory	52	PM ₁₀ , PM _{2.5}	2/2
64	Cuddalore	Good	35	PM _{2.5}	1/2
65	Cuttack	Satisfactory	77	PM ₁₀	1/1
66	Damoh	Moderate	196	PM ₁₀	1/1
67	Dausa	Poor	238	PM ₁₀	1/1
68	Davanagere	Satisfactory	83	PM ₁₀	1/1
69	Dehradun	Moderate	106	O ₃	1/1
70	Delhi	Moderate	140	PM ₁₀ , O ₃	36/39
71	Dewas	Moderate	132	PM ₁₀	1/1
72	Dhanbad	Moderate	126	PM ₁₀	1/2
73	Dholpur	Moderate	127	PM ₁₀	1/1
74	Dhule	Satisfactory	91	O ₃	1/1
75	Dindigul	Satisfactory	79	PM ₁₀	1/1
76	Dungarpur	Moderate	152	PM ₁₀	1/1
77	Durgapur	Moderate	101	PM ₁₀	2/3
78	Eloor	Satisfactory	60	PM _{2.5}	1/1
79	Firozabad	Satisfactory	66	PM ₁₀	1/2
80	Gadag	Good	44	PM ₁₀	1/1



Air Quality Index on Apr 20, 2025 @ 4 PM

(Average of past 24 hours)

S.No	City	Air Quality	Index Value	Prominent Pollutant	No. of Stations Participated/ Total Stations
81	Gandhinagar	Moderate	160	PM ₁₀ , PM _{2.5}	2/3
82	Gaya	Satisfactory	98	PM ₁₀ , PM _{2.5}	3/3
83	Ghaziabad	Moderate	108	PM ₁₀	4/4
84	Gorakhpur	Moderate	103	PM ₁₀	1/1
85	Greater Noida	Moderate	107	PM ₁₀	2/2
86	Gummidipoondi	Satisfactory	76	PM ₁₀	1/1
87	Gurugram	Moderate	107	PM ₁₀	1/4
88	Guwahati	Satisfactory	89	PM ₁₀ , PM _{2.5}	4/4
89	Gwalior	Moderate	142	PM ₁₀	2/4
90	Hajipur	Moderate	194	PM _{2.5}	1/1
91	Haldia	Satisfactory	55	PM ₁₀	1/1
92	Hapur	Satisfactory	63	O ₃	1/1
93	Hosur	Satisfactory	92	PM ₁₀	1/1
94	Howrah	Satisfactory	70	PM ₁₀ , O ₃ , PM _{2.5}	5/5
95	Hubballi	Good	49	PM ₁₀	1/2
96	Hyderabad	Satisfactory	85	PM ₁₀ , PM _{2.5}	11/14
97	Imphal	Moderate	107	SO ₂	1/2
98	Indore	Satisfactory	83	PM ₁₀	5/6
99	Jabalpur	Satisfactory	96	PM ₁₀	4/4
100	Jaipur	Poor	228	PM ₁₀ , PM _{2.5}	5/6



Air Quality Index on Apr 20, 2025 @ 4 PM

(Average of past 24 hours)

S.No	City	Air Quality	Index Value	Prominent Pollutant	No. of Stations Participated/ Total Stations
101	Jaisalmer	Poor	250	PM ₁₀	1/1
102	Jalandhar	Satisfactory	94	PM ₁₀	1/1
103	Jalgaon	Satisfactory	55	O ₃	1/1
104	Jalore	Poor	221	PM ₁₀	1/1
105	Jhalawar	Moderate	115	PM ₁₀	1/1
106	Jhansi	Moderate	151	PM ₁₀	1/1
107	Jhunjhunu	Moderate	168	PM ₁₀	1/1
108	Jodhpur	Moderate	178	PM ₁₀	5/5
109	Kadapa	Satisfactory	76	PM _{2.5}	1/1
110	Kalaburagi	Satisfactory	61	SO ₂ , CO	2/2
111	Kalyan	Good	50	PM ₁₀	1/2
112	Kanchipuram	Satisfactory	80	PM ₁₀	1/1
113	Kannur	Satisfactory	60	PM ₁₀	1/1
114	Kanpur	Satisfactory	85	PM ₁₀ , PM _{2.5}	3/4
115	Karauli	Moderate	135	PM ₁₀	1/1
116	Karur	Good	47	PM ₁₀	1/1
117	Kashipur	Good	47	O ₃	1/1
118	Katihar	Good	49	PM _{2.5}	1/1
119	Katni	Moderate	130	PM ₁₀	1/1
120	Keonjhar	Satisfactory	100	PM ₁₀	1/1



Air Quality Index on Apr 20, 2025 @ 4 PM

(Average of past 24 hours)

S.No	City	Air Quality	Index Value	Prominent Pollutant	No. of Stations Participated/ Total Stations
121	Khanna	Satisfactory	94	CO	1/1
122	Kishanganj	Poor	291	PM _{2.5}	1/1
123	Kohima	Satisfactory	60	SO ₂	1/1
124	Kolhapur	Satisfactory	61	PM ₁₀ , O ₃	2/2
125	Kolkata	Satisfactory	79	PM ₁₀ , O ₃	6/7
126	Kollam	Satisfactory	74	PM ₁₀	1/1
127	Korba	Moderate	128	PM ₁₀	2/2
128	Kota	Moderate	187	PM ₁₀ , PM _{2.5}	3/3
129	Kunjemura	Moderate	153	PM ₁₀	1/1
130	Lucknow	Satisfactory	100	PM ₁₀	6/6
131	Ludhiana	Moderate	110	PM ₁₀	1/1
132	Madikeri	Moderate	132	NO ₂	1/1
133	Madurai	Good	47	PM ₁₀	1/1
134	Mahad	Satisfactory	59	PM ₁₀	1/1
135	Maihar	Satisfactory	58	PM ₁₀	1/1
136	Malegaon	Moderate	118	PM ₁₀	1/1
137	Mangalore	Satisfactory	66	PM ₁₀	1/1
138	Manguraha	Satisfactory	56	CO	1/1
139	Meerut	Moderate	105	PM ₁₀	3/3
140	Milupara	Satisfactory	94	PM ₁₀	1/1



Air Quality Index on Apr 20, 2025 @ 4 PM

(Average of past 24 hours)

S.No	City	Air Quality	Index Value	Prominent Pollutant	No. of Stations Participated/ Total Stations
141	Mira-Bhayandar	Good	41	PM ₁₀	1/1
142	Moradabad	Satisfactory	59	PM ₁₀ , O ₃	6/7
143	Mumbai	Satisfactory	70	PM ₁₀ , CO	19/30
144	Munger	Satisfactory	65	PM ₁₀	1/1
145	Muzaffarnagar	Satisfactory	87	O ₃	1/1
146	Muzaffarpur	Moderate	108	CO, PM _{2.5}	3/3
147	Mysuru	Good	44	PM ₁₀	1/1
148	Nagaon	Good	43	PM ₁₀	1/1
149	Nagapattinam	Good	42	PM _{2.5}	1/1
150	Nagaur	Poor	260	PM ₁₀	1/1
151	Nagpur	Moderate	107	PM ₁₀	4/4
152	Nalbari	Satisfactory	55	PM _{2.5}	1/1
153	Namakkal	Satisfactory	65	PM ₁₀	1/1
154	Nanded	Satisfactory	71	O ₃	1/1
155	Nashik	Satisfactory	96	PM ₁₀	4/4
156	Navi Mumbai	Moderate	102	PM ₁₀	5/8
157	Nayagarh	Satisfactory	79	PM _{2.5}	1/1
158	Noida	Moderate	110	PM ₁₀ , O ₃	3/4
159	Ooty	Satisfactory	88	PM ₁₀	1/1
160	Pali	Very Poor	304	PM ₁₀	1/1



Air Quality Index on Apr 20, 2025 @ 4 PM

(Average of past 24 hours)

S.No	City	Air Quality	Index Value	Prominent Pollutant	No. of Stations Participated/ Total Stations
161	Panchgaon	Moderate	109	PM _{2.5}	1/1
162	Parbhani	Satisfactory	68	O ₃	1/1
163	Patiala	Satisfactory	91	PM ₁₀	1/1
164	Patna	Moderate	114	PM ₁₀ , PM _{2.5}	5/6
165	Pimpri-Chinchwad	Satisfactory	79	PM ₁₀	3/4
166	Pithampur	Moderate	160	PM ₁₀	1/1
167	Pratapgarh	Moderate	146	PM ₁₀	1/1
168	Prayagraj	Satisfactory	99	PM ₁₀	3/3
169	Puducherry	Good	46	PM ₁₀	1/1
170	Pudukottai	Satisfactory	62	PM ₁₀	1/1
171	Pune	Moderate	116	PM ₁₀ , O ₃ , PM _{2.5}	10/13
172	Raipur	Moderate	106	PM ₁₀ , PM _{2.5} , NO ₂	4/4
173	Rairangpur	Satisfactory	81	PM _{2.5}	1/1
174	Rajamahendravaram	Satisfactory	67	PM ₁₀	1/1
175	Rajsamand	Moderate	123	O ₃	1/1
176	Ramanagara	Satisfactory	60	PM ₁₀	1/1
177	Ramanathapuram	Good	40	PM ₁₀	1/1
178	Ratlam	Moderate	164	PM ₁₀	1/1
179	Rishikesh	Satisfactory	76	PM ₁₀	1/1
180	Rourkela	Moderate	162	PM ₁₀	1/3



Air Quality Index on Apr 20, 2025 @ 4 PM

(Average of past 24 hours)

S.No	City	Air Quality	Index Value	Prominent Pollutant	No. of Stations Participated/ Total Stations
181	Rupnagar	Good	14	NO ₂	1/1
182	Sagar	Moderate	104	PM ₁₀	2/2
183	Saharsa	Moderate	121	PM ₁₀	1/1
184	Salem	Satisfactory	68	PM ₁₀	1/1
185	Samastipur	Moderate	123	CO	1/1
186	Sangli	Satisfactory	71	PM ₁₀	1/1
187	Sasaram	Moderate	131	PM _{2.5}	1/1
188	Satna	Satisfactory	55	PM ₁₀	1/1
189	Sawai Madhopur	Moderate	186	PM ₁₀	1/1
190	Shillong	Good	24	PM ₁₀	1/2
191	Shivamogga	Good	50	PM ₁₀	1/1
192	Sikar	Moderate	178	PM ₁₀	1/1
193	Silchar	Good	49	PM ₁₀	1/1
194	Singrauli	Moderate	165	O ₃	1/1
195	Sirohi	Poor	201	PM ₁₀	1/1
196	Sivasagar	Satisfactory	55	PM _{2.5}	1/1
197	Siwan	Very Poor	318	PM _{2.5}	1/1
198	Solapur	Satisfactory	98	PM ₁₀	2/3
199	Sri Ganganagar	Poor	266	PM ₁₀	1/1
200	Sri Vijaya Puram	Good	45	PM ₁₀	1/1



Air Quality Index on Apr 20, 2025 @ 4 PM

(Average of past 24 hours)

S.No	City	Air Quality	Index Value	Prominent Pollutant	No. of Stations Participated/ Total Stations
201	Suakati	Moderate	112	PM ₁₀	1/1
202	Talcher	Satisfactory	66	PM ₁₀	1/1
203	Tensa	Satisfactory	84	PM ₁₀	1/1
204	Thane	Satisfactory	60	PM ₁₀	2/2
205	Thanjavur	Satisfactory	52	PM ₁₀	1/1
206	Thiruvananthapuram	Satisfactory	61	PM ₁₀ , PM _{2.5}	2/2
207	Thoothukudi	Satisfactory	63	PM ₁₀	1/1
208	Thrissur	Satisfactory	61	PM ₁₀	1/1
209	Tirumala	Satisfactory	85	PM _{2.5}	1/1
210	Tirunelveli	Good	28	PM _{2.5}	1/1
211	Tirupur	Satisfactory	62	PM ₁₀	1/1
212	Tonk	Moderate	175	PM ₁₀	1/1
213	Tumidih	Moderate	151	PM ₁₀	1/1
214	Udaipur	Poor	201	PM _{2.5}	1/1
215	Ulhasnagar	Satisfactory	70	O ₃	1/1
216	Vapi	Good	34	SO ₂	1/1
217	Varanasi	Satisfactory	72	PM ₁₀	4/4
218	Vatva	Moderate	106	PM ₁₀	1/1
219	Vellore	Satisfactory	85	PM ₁₀	1/1
220	Vijayawada	Satisfactory	76	PM _{2.5}	4/4



Air Quality Index on Apr 20, 2025 @ 4 PM

(Average of past 24 hours)

S.No	City	Air Quality	Index Value	Prominent Pollutant	No. of Stations Participated/ Total Stations
221	Virar	Satisfactory	52	PM ₁₀	1/1
222	Virudhunagar	Satisfactory	66	PM ₁₀	1/1
223	Visakhapatnam	Moderate	119	PM ₁₀	1/1
224	Vrindavan	Satisfactory	66	PM ₁₀	1/1
225	Yadgir	Satisfactory	80	PM ₁₀	1/1



Air Quality Index on Apr 20, 2025 @ 4 PM

(Average of past 24 hours)

Cities absent in AQI Bulletin due to insufficient data:







1) Ambala, 2) Bahadurgarh, 3) Balasore, 4) Ballabgarh, 5) Baran, 6) Begusarai, 7) Belgaum, 8) Bhiwani, 9) Bihar sharif, 10) Chamarajanagar, 11) Charkhi dadri, 12) Chhapra, 13) Chikkamagaluru, 14) Darbhanga, 15) Dharuhera, 16) Dharwad, 17) Ernakulam, 18) Faridabad, 19) Fatehabad, 20) Gangtok, 21) Hanumangarh, 22) Hassan, 23) Haveri, 24) Hisar, 25) Jalna, 26) Jind, 27) Jorapokhar, 28) Kaithal, 29) Karnal, 30) Karwar, 31) Khurja, 32) Kochi, 33) Kolar, 34) Koppal, 35) Kozhikode, 36) Kurukshetra, 37) Latur, 38) Mandi gobindgarh, 39) Mandideep, 40) Mandikhera, 41) Manesar, 42) Motihari, 43) Naharlagun, 44) Nandesari, 45) Narnaul, 46) Palkalaiperur, 47) Palwal, 48) Panchkula, 49) Panipat, 50) Pathardih, 51) Perundurai, 52) Purnia, 53) Raichur, 54) Rajgir, 55) Ranipet, 56) Rohtak, 57) Siliguri, 58) Sirsa, 59) Sonipat, 60) Srinagar, 61) Surat, 62) Tiruchirappalli, 63) Tirupati, 64) Tumakuru, 65) Udupi, 66) Ujjain, 67) Vijayapura, 68) Yamuna nagar.

Note:

* In case of a city with multiple monitoring locations, average value is used to indicate air quality. Air quality may show variations across locations, and averaging is not a scientifically sound approach. However, for the sake of simplicity this method is being followed. For AQI of monitoring locations, website (<http://cpcb.gov.in>) website may be referred.

* The data available at the portal is provided by different agencies. Any use of this data in research publication or any other form of publication shall duly acknowledge the contribution of respective agencies in generating the data.

Health Statements for AQI Categories

AQI	Category	Color Code	Possible Health Impacts
0-50	Good		Minimal Impact
51-100	Satisfactory		Minor breathing discomfort to sensitive people
101-200	Moderate		Breathing discomfort to the people with lungs, asthma and heart diseases
201-300	Poor		Breathing discomfort to most people on prolonged exposure
301-400	Very Poor		Respiratory illness on prolonged exposure
401-500	Severe		Affects healthy people and seriously impacts those with existing diseases