



## Air Quality Index on Apr 15, 2025 @ 4 PM

(Average of past 24 hours)

S.No	City	Air Quality	Index Value	Prominent Pollutant	No. of Stations Participated/ Total Stations
1	Agartala	Satisfactory	79	O <sub>3</sub>	1/2
2	Agra	Satisfactory	82	PM <sub>10</sub>	5/6
3	Ahmedabad	Moderate	115	O <sub>3</sub> , PM <sub>2.5</sub>	6/9
4	Aizawl	Good	33	PM <sub>10</sub>	1/1
5	Ajmer	Moderate	101	PM <sub>10</sub>	1/1
6	Akola	Satisfactory	80	PM <sub>10</sub>	1/1
7	Alwar	Satisfactory	74	PM <sub>10</sub>	1/1
8	Amaravati	Satisfactory	56	PM <sub>10</sub>	1/1
9	Amravati	Moderate	104	PM <sub>10</sub>	2/2
10	Amritsar	Satisfactory	87	CO	1/1
11	Angul	Satisfactory	79	CO	1/1
12	Ankleshwar	Satisfactory	84	NO <sub>2</sub>	1/1
13	Araria	Satisfactory	63	PM <sub>10</sub>	1/1
14	Ariyalur	Good	44	PM <sub>10</sub>	1/1
15	Asansol	Satisfactory	76	O <sub>3</sub> , PM <sub>10</sub>	4/4
16	Aurangabad (Bihar)	Satisfactory	77	PM <sub>10</sub>	1/1
17	Aurangabad (Maharashtra)	Satisfactory	90	O <sub>3</sub> , PM <sub>10</sub>	2/3
18	Baddi	Moderate	175	O <sub>3</sub>	1/1
19	Badlapur	Moderate	109	PM <sub>10</sub>	1/1
20	Bagalkot	Good	46	PM <sub>10</sub>	1/1



## Air Quality Index on Apr 15, 2025 @ 4 PM

(Average of past 24 hours)

S.No	City	Air Quality	Index Value	Prominent Pollutant	No. of Stations Participated/ Total Stations
21	Baghpat	Moderate	184	PM <sub>10</sub>	1/2
22	Balasore	Satisfactory	98	CO	1/1
23	Banswara	Moderate	132	PM <sub>10</sub>	1/1
24	Baran	Moderate	183	O <sub>3</sub>	1/1
25	Barbil	Moderate	116	PM <sub>10</sub>	1/1
26	Bareilly	Satisfactory	65	SO <sub>2</sub> , PM <sub>10</sub>	2/2
27	Barmer	Moderate	130	PM <sub>10</sub>	1/1
28	Barrackpore	Satisfactory	73	PM <sub>10</sub>	1/1
29	Bathinda	Satisfactory	69	CO	1/1
30	Belapur	Satisfactory	84	PM <sub>10</sub>	1/1
31	Belgaum	Good	32	CO	1/1
32	Bengaluru	Satisfactory	99	O <sub>3</sub> , PM <sub>10</sub>	10/14
33	Bettiah	Satisfactory	59	PM <sub>10</sub>	1/1
34	Bhagalpur	Satisfactory	76	PM <sub>10</sub>	2/2
35	Bharatpur	Moderate	158	O <sub>3</sub>	1/1
36	Bhilai	Satisfactory	52	PM <sub>10</sub>	3/3
37	Bhilwara	Satisfactory	97	PM <sub>10</sub>	1/1
38	Bhiwadi	Moderate	192	O <sub>3</sub> , PM <sub>2.5</sub>	2/2
39	Bhiwandi	Moderate	109	PM <sub>10</sub>	1/1
40	Bhopal	Moderate	150	O <sub>3</sub> , PM <sub>10</sub>	3/3



## Air Quality Index on Apr 15, 2025 @ 4 PM

(Average of past 24 hours)

S.No	City	Air Quality	Index Value	Prominent Pollutant	No. of Stations Participated/ Total Stations
41	Bhubaneswar	Satisfactory	57	O <sub>3</sub> , PM <sub>10</sub>	2/2
42	Bilaspur	Satisfactory	78	PM <sub>2.5</sub>	1/1
43	Bileipada	Satisfactory	96	PM <sub>10</sub>	1/1
44	Boisar	Satisfactory	58	PM <sub>10</sub>	1/1
45	Brajrajnagar	Satisfactory	68	CO	1/1
46	Bulandshahr	Moderate	114	PM <sub>10</sub>	1/1
47	Bundi	Moderate	173	O <sub>3</sub>	1/1
48	Buxar	Moderate	121	CO	1/1
49	Byasanagar	Satisfactory	83	O <sub>3</sub>	1/1
50	Byrnihat	Very Poor	305	PM <sub>2.5</sub>	1/1
51	Chamarajanagar	Good	42	PM <sub>10</sub>	1/1
52	Chandigarh	Moderate	106	O <sub>3</sub> , PM <sub>10</sub>	3/3
53	Chandrapur	Moderate	116	O <sub>3</sub> , PM <sub>10</sub>	2/2
54	Chengalpattu	Satisfactory	61	PM <sub>10</sub>	1/1
55	Chennai	Good	47	O <sub>3</sub> , PM <sub>10</sub> , CO	4/9
56	Chhal	Satisfactory	64	PM <sub>10</sub>	1/1
57	Chikkaballapur	Satisfactory	54	PM <sub>2.5</sub>	1/1
58	Chittoor	Satisfactory	58	PM <sub>2.5</sub>	1/1
59	Chittorgarh	Moderate	171	O <sub>3</sub>	1/1
60	Churu	Moderate	164	O <sub>3</sub>	1/1



## Air Quality Index on Apr 15, 2025 @ 4 PM

(Average of past 24 hours)

S.No	City	Air Quality	Index Value	Prominent Pollutant	No. of Stations Participated/ Total Stations
61	Coimbatore	Satisfactory	76	O <sub>3</sub> , PM <sub>2.5</sub>	2/2
62	Cuddalore	Good	40	PM <sub>2.5</sub>	1/2
63	Cuttack	Satisfactory	97	CO	1/1
64	Damoh	Satisfactory	52	PM <sub>10</sub>	1/1
65	Dausa	Poor	214	O <sub>3</sub>	1/1
66	Dehradun	Moderate	114	O <sub>3</sub>	1/1
67	Delhi	Moderate	180	O <sub>3</sub>	39/39
68	Dewas	Satisfactory	94	PM <sub>10</sub>	1/1
69	Dharwad	Satisfactory	69	PM <sub>10</sub>	1/1
70	Dholpur	Satisfactory	90	O <sub>3</sub>	1/1
71	Dhule	Satisfactory	75	PM <sub>10</sub>	1/1
72	Dindigul	Satisfactory	79	PM <sub>10</sub>	1/1
73	Dungarpur	Moderate	117	PM <sub>10</sub>	1/1
74	Durgapur	Moderate	117	O <sub>3</sub> , PM <sub>10</sub>	2/3
75	Eloor	Satisfactory	59	PM <sub>2.5</sub>	1/1
76	Firozabad	Satisfactory	77	PM <sub>10</sub>	1/2
77	Gadag	Satisfactory	56	PM <sub>10</sub>	1/1
78	Gandhinagar	Satisfactory	74	PM <sub>2.5</sub> , PM <sub>10</sub>	2/3
79	Gaya	Good	49	PM <sub>10</sub>	2/3
80	Ghaziabad	Moderate	159	O <sub>3</sub> , PM <sub>2.5</sub> , PM <sub>10</sub>	4/4



## Air Quality Index on Apr 15, 2025 @ 4 PM

(Average of past 24 hours)

S.No	City	Air Quality	Index Value	Prominent Pollutant	No. of Stations Participated/ Total Stations
81	Gorakhpur	Satisfactory	82	PM <sub>10</sub>	1/1
82	Greater Noida	Moderate	152	PM <sub>2.5</sub> , PM <sub>10</sub>	2/2
83	Gummidipoondi	Satisfactory	54	PM <sub>10</sub>	1/1
84	Gurugram	Poor	236	O <sub>3</sub>	1/4
85	Guwahati	Moderate	116	PM <sub>2.5</sub>	2/4
86	Gwalior	Moderate	149	O <sub>3</sub> , PM <sub>2.5</sub>	3/4
87	Hajipur	Satisfactory	91	O <sub>3</sub>	1/1
88	Haldia	Satisfactory	84	O <sub>3</sub>	1/1
89	Hanumangarh	Poor	205	PM <sub>10</sub>	1/1
90	Hapur	Satisfactory	99	O <sub>3</sub>	1/1
91	Hosur	Satisfactory	51	PM <sub>10</sub>	1/1
92	Howrah	Moderate	115	O <sub>3</sub> , PM <sub>10</sub>	5/5
93	Hyderabad	Satisfactory	81	PM <sub>2.5</sub> , PM <sub>10</sub>	11/14
94	Imphal	Moderate	108	SO <sub>2</sub>	1/2
95	Indore	Satisfactory	92	PM <sub>10</sub>	5/6
96	Jabalpur	Satisfactory	96	O <sub>3</sub>	4/4
97	Jaipur	Moderate	115	O <sub>3</sub> , PM <sub>10</sub>	6/6
98	Jaisalmer	Moderate	154	PM <sub>10</sub>	1/1
99	Jalandhar	Moderate	111	PM <sub>10</sub>	1/1
100	Jalgaon	Moderate	103	PM <sub>10</sub>	1/1



## Air Quality Index on Apr 15, 2025 @ 4 PM

(Average of past 24 hours)

S.No	City	Air Quality	Index Value	Prominent Pollutant	No. of Stations Participated/ Total Stations
101	Jalna	Satisfactory	97	PM <sub>10</sub>	1/1
102	Jalore	Moderate	147	PM <sub>10</sub>	1/1
103	Jhalawar	Moderate	104	O <sub>3</sub>	1/1
104	Jhansi	Satisfactory	79	PM <sub>10</sub>	1/1
105	Jhunjhunu	Moderate	159	O <sub>3</sub>	1/1
106	Jodhpur	Moderate	149	O <sub>3</sub> , PM <sub>10</sub>	5/5
107	Kadapa	Satisfactory	63	PM <sub>2.5</sub>	1/1
108	Kalaburagi	Good	46	PM <sub>10</sub>	1/2
109	Kalyan	Satisfactory	77	O <sub>3</sub> , PM <sub>10</sub>	2/2
110	Kanchipuram	Satisfactory	78	PM <sub>10</sub>	1/1
111	Kanpur	Satisfactory	94	PM <sub>2.5</sub> , PM <sub>10</sub>	3/4
112	Karauli	Moderate	193	O <sub>3</sub>	1/1
113	Karur	Satisfactory	57	PM <sub>10</sub>	1/1
114	Kashipur	Satisfactory	77	PM <sub>2.5</sub>	1/1
115	Katihar	Good	35	CO	1/1
116	Katni	Moderate	111	O <sub>3</sub>	1/1
117	Keonjhar	Satisfactory	84	PM <sub>10</sub>	1/1
118	Khanna	Moderate	124	PM <sub>2.5</sub>	1/1
119	Khurja	Moderate	110	PM <sub>10</sub>	1/1
120	Kishanganj	Satisfactory	86	CO	1/1



## **Air Quality Index on Apr 15, 2025 @ 4 PM**

*(Average of past 24 hours)*

S.No	City	Air Quality	Index Value	Prominent Pollutant	No. of Stations Participated/ Total Stations
121	Kolhapur	Satisfactory	100	PM <sub>10</sub>	2/2
122	Kolkata	Satisfactory	72	O <sub>3</sub> , PM <sub>10</sub>	7/7
123	Kollam	Satisfactory	73	PM <sub>10</sub>	1/1
124	Koppal	Good	34	PM <sub>10</sub>	1/1
125	Korba	Moderate	144	PM <sub>10</sub>	1/2
126	Kota	Moderate	113	PM <sub>2.5</sub> , PM <sub>10</sub>	3/3
127	Latur	Moderate	120	PM <sub>10</sub>	1/1
128	Lucknow	Moderate	110	PM <sub>10</sub>	6/6
129	Ludhiana	Moderate	118	PM <sub>10</sub>	1/1
130	Madikeri	Moderate	146	NO <sub>2</sub>	1/1
131	Madurai	Satisfactory	64	PM <sub>10</sub>	1/1
132	Mahad	Moderate	127	PM <sub>10</sub>	1/1
133	Maihar	Good	43	PM <sub>10</sub>	1/1
134	Malegaon	Moderate	122	PM <sub>10</sub>	1/1
135	Mandideep	Moderate	135	PM <sub>2.5</sub>	1/1
136	Mangalore	Good	50	PM <sub>10</sub>	1/1
137	Manguraha	Satisfactory	80	CO	1/1
138	Meerut	Moderate	123	PM <sub>2.5</sub> , PM <sub>10</sub>	3/3
139	Milupara	Satisfactory	82	PM <sub>10</sub>	1/1
140	Mira-Bhayandar	Satisfactory	54	PM <sub>10</sub>	1/1



## Air Quality Index on Apr 15, 2025 @ 4 PM

(Average of past 24 hours)

S.No	City	Air Quality	Index Value	Prominent Pollutant	No. of Stations Participated/ Total Stations
141	Moradabad	Satisfactory	88	O <sub>3</sub> , PM <sub>10</sub>	6/7
142	Mumbai	Satisfactory	77	PM <sub>10</sub>	21/30
143	Munger	Good	39	PM <sub>10</sub>	1/1
144	Muzaffarnagar	Moderate	154	O <sub>3</sub>	1/1
145	Muzaffarpur	Satisfactory	68	PM <sub>2.5</sub> , PM <sub>10</sub>	2/3
146	Mysuru	Satisfactory	56	O <sub>3</sub>	1/1
147	Nagaon	Satisfactory	66	PM <sub>10</sub>	1/1
148	Nagapattinam	Good	32	O <sub>3</sub>	1/1
149	Nagaur	Moderate	187	PM <sub>10</sub>	1/1
150	Nagpur	Moderate	111	PM <sub>2.5</sub> , PM <sub>10</sub>	4/4
151	Nalbari	Moderate	132	PM <sub>2.5</sub>	1/1
152	Namakkal	Satisfactory	59	PM <sub>10</sub>	1/1
153	Nanded	Satisfactory	73	PM <sub>10</sub>	1/1
154	Nashik	Satisfactory	83	PM <sub>10</sub>	4/4
155	Navi Mumbai	Moderate	102	PM <sub>10</sub>	4/8
156	Nayagarh	Good	48	PM <sub>2.5</sub>	1/1
157	Noida	Moderate	131	O <sub>3</sub> , PM <sub>10</sub>	3/4
158	Pali	Moderate	198	PM <sub>10</sub>	1/1
159	Palkalaiperur	Good	38	PM <sub>10</sub>	1/1
160	Panchgaon	Moderate	135	PM <sub>10</sub>	1/1





## **Air Quality Index on Apr 15, 2025 @ 4 PM**

*(Average of past 24 hours)*

S.No	City	Air Quality	Index Value	Prominent Pollutant	No. of Stations Participated/ Total Stations
161	Parbhani	Satisfactory	70	O <sub>3</sub>	1/1
162	Patiala	Moderate	110	PM <sub>10</sub>	1/1
163	Patna	Satisfactory	79	O <sub>3</sub> , PM <sub>2.5</sub> , PM <sub>10</sub>	5/6
164	Pimpri-Chinchwad	Satisfactory	82	PM <sub>10</sub>	4/4
165	Pithampur	Moderate	132	PM <sub>10</sub>	1/1
166	Pratapgarh	Moderate	104	PM <sub>10</sub>	1/1
167	Prayagraj	Satisfactory	76	PM <sub>10</sub>	3/3
168	Puducherry	Good	31	PM <sub>10</sub>	1/1
169	Pune	Moderate	115	O <sub>3</sub> , PM <sub>2.5</sub>	8/13
170	Raipur	Satisfactory	73	PM <sub>2.5</sub> , NO <sub>2</sub> , PM <sub>10</sub>	4/4
171	Rajamahendravaram	Satisfactory	59	PM <sub>10</sub>	1/1
172	Rajsamand	Moderate	184	O <sub>3</sub>	1/1
173	Ramanagara	Satisfactory	78	O <sub>3</sub>	1/1
174	Ramanathapuram	Good	48	PM <sub>10</sub>	1/1
175	Ranipet	Satisfactory	61	PM <sub>2.5</sub>	1/1
176	Ratlam	Moderate	140	PM <sub>10</sub>	1/1
177	Rishikesh	Satisfactory	67	PM <sub>10</sub>	1/1
178	Rourkela	Moderate	118	PM <sub>2.5</sub> , PM <sub>10</sub>	2/3
179	Rupnagar	Good	15	NO <sub>2</sub>	1/1
180	Sagar	Good	48	CO	1/2



## Air Quality Index on Apr 15, 2025 @ 4 PM

(Average of past 24 hours)

S.No	City	Air Quality	Index Value	Prominent Pollutant	No. of Stations Participated/ Total Stations
181	Samastipur	Satisfactory	65	PM <sub>10</sub>	1/1
182	Sangli	Satisfactory	79	PM <sub>2.5</sub>	1/1
183	Sasaram	Satisfactory	55	PM <sub>2.5</sub>	1/1
184	Satna	Satisfactory	55	PM <sub>10</sub>	1/1
185	Sawai Madhopur	Poor	224	O <sub>3</sub>	1/1
186	Shillong	Satisfactory	52	O <sub>3</sub>	1/2
187	Shivamogga	Good	50	PM <sub>10</sub>	1/1
188	Sikar	Moderate	107	PM <sub>10</sub>	1/1
189	Silchar	Satisfactory	52	PM <sub>10</sub>	1/1
190	Singrauli	Moderate	122	PM <sub>10</sub>	1/1
191	Sirohi	Satisfactory	97	PM <sub>10</sub>	1/1
192	Sivasagar	Satisfactory	68	PM <sub>10</sub>	1/1
193	Solapur	Moderate	118	PM <sub>2.5</sub> , PM <sub>10</sub>	3/3
194	Sri Ganganagar	Moderate	153	PM <sub>10</sub>	1/1
195	Sri Vijaya Puram	Satisfactory	68	PM <sub>10</sub>	1/1
196	Surat	Satisfactory	61	PM <sub>2.5</sub>	1/1
197	Talcher	Good	44	SO <sub>2</sub>	1/1
198	Tensa	Satisfactory	72	PM <sub>10</sub>	1/1
199	Thane	Satisfactory	62	PM <sub>10</sub>	2/2
200	Thiruvananthapuram	Satisfactory	58	PM <sub>10</sub>	2/2



## Air Quality Index on Apr 15, 2025 @ 4 PM

(Average of past 24 hours)

S.No	City	Air Quality	Index Value	Prominent Pollutant	No. of Stations Participated/ Total Stations
201	Thoothukudi	Satisfactory	71	CO	1/1
202	Thrissur	Satisfactory	60	PM <sub>10</sub>	1/1
203	Tiruchirappalli	Good	41	PM <sub>10</sub>	1/1
204	Tirumala	Satisfactory	68	PM <sub>2.5</sub>	1/1
205	Tirunelveli	Good	21	CO	1/1
206	Tirupur	Satisfactory	67	PM <sub>10</sub>	1/1
207	Tonk	Satisfactory	86	PM <sub>10</sub>	1/1
208	Tumakuru	Moderate	144	PM <sub>10</sub>	1/1
209	Tumidih	Moderate	103	PM <sub>10</sub>	1/1
210	Udaipur	Moderate	124	PM <sub>10</sub>	1/1
211	Ujjain	Satisfactory	72	PM <sub>10</sub>	1/1
212	Ulhasnagar	Moderate	115	PM <sub>10</sub>	1/1
213	Vapi	Satisfactory	68	PM <sub>2.5</sub>	1/1
214	Varanasi	Satisfactory	52	PM <sub>2.5</sub> , PM <sub>10</sub>	4/4
215	Vatva	Satisfactory	84	PM <sub>10</sub>	1/1
216	Vellore	Satisfactory	73	PM <sub>10</sub>	1/1
217	Virar	Satisfactory	59	PM <sub>10</sub>	1/1
218	Virudhunagar	Satisfactory	73	PM <sub>10</sub>	1/1
219	Visakhapatnam	Satisfactory	71	PM <sub>10</sub>	1/1
220	Vrindavan	Satisfactory	54	PM <sub>10</sub>	1/1



## **Air Quality Index on Apr 15, 2025 @ 4 PM**

*(Average of past 24 hours)*

### **Cities absent in AQI Bulletin due to insufficient data:**







1) Ahmednagar, 2) Ambala, 3) Anantapur, 4) Arrah, 5) Bahadurgarh, 6) Ballabgarh, 7) Baripada, 8) Begusarai, 9) Bhiwani, 10) Bidar, 11) Bihar sharif, 12) Bikaner, 13) Charkhi dadri, 14) Chhapra, 15) Chikkamagaluru, 16) Darbhanga, 17) Davanagere, 18) Dhanbad, 19) Dharuhera, 20) Ernakulam, 21) Faridabad, 22) Fatehabad, 23) Gangtok, 24) Hassan, 25) Haveri, 26) Hisar, 27) Hubballi, 28) Jind, 29) Jorapokhar, 30) Kaithal, 31) Kannur, 32) Karnal, 33) Karwar, 34) Kochi, 35) Kohima, 36) Kolar, 37) Kozhikode, 38) Kunjemura, 39) Kurukshetra, 40) Mandi gobindgarh, 41) Mandikhera, 42) Manesar, 43) Motihari, 44) Naharlagun, 45) Nandesari, 46) Narnaul, 47) Ooty, 48) Palwal, 49) Panchkula, 50) Panipat, 51) Pathardih, 52) Perundurai, 53) Pudukottai, 54) Purnia, 55) Raichur, 56) Rairangpur, 57) Rajgir, 58) Rohtak, 59) Saharsa, 60) Salem, 61) Siliguri, 62) Sirsa, 63) Siwan, 64) Sonipat, 65) Srinagar, 66) Suakati, 67) Thanjavur, 68) Tirupati, 69) Udupi, 70) Vijayapura, 71) Vijayawada, 72) Yadgir, 73) Yamuna nagar.

### **Note:**

\* In case of a city with multiple monitoring locations, average value is used to indicate air quality. Air quality may show variations across locations, and averaging is not a scientifically sound approach. However, for the sake of simplicity this method is being followed. For AQI of monitoring locations, website (<http://cpcb.gov.in>) website may be referred.

\* The data available at the portal is provided by different agencies. Any use of this data in research publication or any other form of publication shall duly acknowledge the contribution of respective agencies in generating the data.

### **Health Statements for AQI Categories**

<b>AQI</b>	<b>Category</b>	<b>Color Code</b>	<b>Possible Health Impacts</b>
0-50	Good		Minimal Impact
51-100	Satisfactory		Minor breathing discomfort to sensitive people
101-200	Moderate		Breathing discomfort to the people with lungs, asthma and heart diseases
201-300	Poor		Breathing discomfort to most people on prolonged exposure
301-400	Very Poor		Respiratory illness on prolonged exposure
401-500	Severe		Affects healthy people and seriously impacts those with existing diseases