



Air Quality Index on Mar 30, 2025 @ 4 PM

(Average of past 24 hours)

S.No	City	Air Quality	Index Value	Prominent Pollutant	No. of Stations Participated/ Total Stations
1	Agartala	Good	38	PM ₁₀	1/2
2	Agra	Satisfactory	75	PM ₁₀	6/6
3	Ahmedabad	Moderate	145	O ₃	7/9
4	Ahmednagar	Poor	227	O ₃	1/1
5	Aizawl	Moderate	113	PM ₁₀	1/1
6	Ajmer	Satisfactory	79	PM ₁₀	1/1
7	Akola	Moderate	107	PM ₁₀	1/1
8	Alwar	Satisfactory	82	NO ₂	1/1
9	Amaravati	Moderate	101	PM ₁₀	1/1
10	Amravati	Moderate	112	PM ₁₀	2/2
11	Amritsar	Satisfactory	71	PM _{2.5}	1/1
12	Anantapur	Satisfactory	91	PM _{2.5}	1/1
13	Angul	Moderate	167	PM ₁₀	1/1
14	Ankleshwar	Satisfactory	89	PM ₁₀	1/1
15	Araria	Moderate	124	PM ₁₀	1/1
16	Arrah	Moderate	163	O ₃	1/1
17	Asansol	Moderate	168	PM ₁₀ , PM _{2.5}	4/4
18	Aurangabad (Bihar)	Moderate	162	PM _{2.5}	1/1
19	Aurangabad (Maharashtra)	Moderate	117	O ₃ , PM ₁₀ , PM _{2.5}	3/3
20	Baddi	Moderate	115	PM ₁₀	1/1



Air Quality Index on Mar 30, 2025 @ 4 PM

(Average of past 24 hours)

S.No	City	Air Quality	Index Value	Prominent Pollutant	No. of Stations Participated/ Total Stations
21	Badlapur	Moderate	159	O ₃	1/1
22	Bagalkot	Satisfactory	53	PM ₁₀	1/1
23	Baghpat	Moderate	135	PM ₁₀	1/2
24	Balasore	Moderate	132	PM _{2.5}	1/1
25	Banswara	Moderate	177	O ₃	1/1
26	Baran	Moderate	104	PM ₁₀	1/1
27	Barbil	Poor	231	PM ₁₀	1/1
28	Bareilly	Satisfactory	82	SO ₂ , PM ₁₀	2/2
29	Baripada	Moderate	156	PM _{2.5}	1/1
30	Barmer	Satisfactory	88	PM ₁₀	1/1
31	Barrackpore	Moderate	142	PM ₁₀	1/1
32	Bathinda	Satisfactory	64	CO	1/1
33	Begusarai	Satisfactory	71	PM ₁₀	1/1
34	Belapur	Moderate	143	PM ₁₀	1/1
35	Bengaluru	Moderate	115	O ₃ , PM ₁₀	10/14
36	Bettiah	Moderate	105	PM ₁₀	1/1
37	Bhagalpur	Satisfactory	52	PM ₁₀	1/2
38	Bharatpur	Moderate	167	O ₃	1/1
39	Bhilai	Satisfactory	86	PM ₁₀	3/3
40	Bhilwara	Moderate	103	PM ₁₀	1/1



Air Quality Index on Mar 30, 2025 @ 4 PM

(Average of past 24 hours)

S.No	City	Air Quality	Index Value	Prominent Pollutant	No. of Stations Participated/ Total Stations
41	Bhiwadi	Moderate	172	O ₃	1/2
42	Bhiwandi	Moderate	143	PM _{2.5}	1/1
43	Bhopal	Moderate	148	O ₃ , PM ₁₀	3/3
44	Bhubaneswar	Satisfactory	78	PM ₁₀	2/2
45	Bikaner	Moderate	127	PM ₁₀	1/1
46	Bilaspur	Moderate	113	PM _{2.5}	1/1
47	Bileipada	Moderate	133	PM ₁₀	1/1
48	Boisar	Moderate	122	PM ₁₀	1/1
49	Brajrajnagar	Moderate	102	PM ₁₀	1/1
50	Bulandshahr	Moderate	145	PM ₁₀	1/1
51	Bundi	Moderate	105	PM ₁₀	1/1
52	Buxar	Moderate	196	O ₃	1/1
53	Byasanagar	Moderate	117	PM _{2.5}	1/1
54	Byrnihat	Poor	227	PM _{2.5}	1/1
55	Chamarajanagar	Good	47	PM ₁₀	1/1
56	Chandigarh	Satisfactory	81	O ₃ , PM ₁₀	3/3
57	Chandrapur	Moderate	190	O ₃ , PM ₁₀	2/2
58	Charkhi Dadri	Poor	216	PM _{2.5}	1/1
59	Chennai	Satisfactory	67	PM ₁₀	7/9
60	Chhapra	Satisfactory	98	O ₃	1/1



Air Quality Index on Mar 30, 2025 @ 4 PM

(Average of past 24 hours)

S.No	City	Air Quality	Index Value	Prominent Pollutant	No. of Stations Participated/ Total Stations
61	Chikkaballapur	Satisfactory	90	PM _{2.5}	1/1
62	Chikkamagaluru	Satisfactory	65	PM _{2.5}	1/1
63	Chittoor	Moderate	108	PM _{2.5}	1/1
64	Chittorgarh	Moderate	151	O ₃	1/1
65	Churu	Moderate	101	O ₃	1/1
66	Coimbatore	Satisfactory	79	PM ₁₀ , PM _{2.5}	2/2
67	Cuddalore	Good	48	PM _{2.5}	1/2
68	Cuttack	Satisfactory	100	PM ₁₀	1/1
69	Damoh	Good	36	PM ₁₀	1/1
70	Dausa	Satisfactory	98	O ₃	1/1
71	Davanagere	Satisfactory	82	PM _{2.5}	1/1
72	Dehradun	Moderate	106	PM ₁₀	1/1
73	Delhi	Moderate	138	O ₃ , PM ₁₀	37/39
74	Dewas	Moderate	105	PM ₁₀	1/1
75	Dhanbad	Moderate	155	PM ₁₀	1/2
76	Dharwad	Satisfactory	74	PM ₁₀	1/1
77	Dholpur	Moderate	114	PM ₁₀	1/1
78	Dhule	Moderate	104	PM ₁₀	1/1
79	Dindigul	Moderate	114	PM ₁₀	1/1
80	Dungarpur	Satisfactory	92	PM ₁₀	1/1



Air Quality Index on Mar 30, 2025 @ 4 PM

(Average of past 24 hours)

S.No	City	Air Quality	Index Value	Prominent Pollutant	No. of Stations Participated/ Total Stations
81	Durgapur	Moderate	190	PM ₁₀	2/3
82	Faridabad	Moderate	150	PM _{2.5}	1/4
83	Firozabad	Satisfactory	73	PM ₁₀	2/2
84	Gadag	Satisfactory	69	PM ₁₀	1/1
85	Gandhinagar	Satisfactory	87	PM ₁₀	1/3
86	Gangtok	Moderate	138	PM _{2.5}	1/1
87	Gaya	Satisfactory	93	PM ₁₀ , PM _{2.5}	3/3
88	Ghaziabad	Moderate	158	O ₃ , PM ₁₀ , PM _{2.5}	4/4
89	Gorakhpur	Moderate	124	PM ₁₀	1/1
90	Greater Noida	Moderate	137	PM ₁₀ , PM _{2.5}	2/2
91	Gummidipoondi	Moderate	126	PM _{2.5}	1/1
92	Gurugram	Moderate	128	PM ₁₀ , PM _{2.5}	3/4
93	Guwahati	Moderate	200	PM ₁₀ , PM _{2.5}	4/4
94	Gwalior	Moderate	125	O ₃ , PM ₁₀ , PM _{2.5}	3/4
95	Hajipur	Moderate	174	PM _{2.5}	1/1
96	Haldia	Satisfactory	90	PM ₁₀	1/1
97	Hanumangarh	Moderate	197	PM ₁₀	1/1
98	Hapur	Satisfactory	77	PM ₁₀	1/1
99	Hosur	Satisfactory	90	PM ₁₀	1/1
100	Howrah	Moderate	134	O ₃ , PM ₁₀ , PM _{2.5}	5/5



Air Quality Index on Mar 30, 2025 @ 4 PM

(Average of past 24 hours)

S.No	City	Air Quality	Index Value	Prominent Pollutant	No. of Stations Participated/ Total Stations
101	Hubballi	Good	47	PM ₁₀	1/2
102	Hyderabad	Moderate	101	PM _{2.5}	13/14
103	Imphal	Moderate	108	SO ₂	1/2
104	Indore	Satisfactory	77	PM ₁₀	5/6
105	Jabalpur	Moderate	101	PM ₁₀	4/4
106	Jaipur	Moderate	113	O ₃ , PM ₁₀	6/6
107	Jaisalmer	Moderate	102	PM ₁₀	1/1
108	Jalandhar	Satisfactory	81	PM ₁₀	1/1
109	Jalgaon	Moderate	183	O ₃	1/1
110	Jalna	Moderate	116	PM _{2.5}	1/1
111	Jalore	Satisfactory	96	PM ₁₀	1/1
112	Jhalawar	Satisfactory	97	PM ₁₀	1/1
113	Jhansi	Moderate	105	PM ₁₀	1/1
114	Jhunjhunu	Satisfactory	96	PM ₁₀	1/1
115	Jodhpur	Satisfactory	100	O ₃ , PM ₁₀	5/5
116	Kadapa	Satisfactory	90	PM _{2.5}	1/1
117	Kalaburagi	Satisfactory	71	PM ₁₀	2/2
118	Kalyan	Moderate	142	PM ₁₀	2/2
119	Kanchipuram	Satisfactory	60	O ₃	1/1
120	Kannur	Satisfactory	53	PM ₁₀	1/1



Air Quality Index on Mar 30, 2025 @ 4 PM

(Average of past 24 hours)

S.No	City	Air Quality	Index Value	Prominent Pollutant	No. of Stations Participated/ Total Stations
121	Kanpur	Satisfactory	79	O ₃ , PM ₁₀	3/4
122	Karauli	Moderate	106	PM ₁₀	1/1
123	Kashipur	Satisfactory	87	PM _{2.5}	1/1
124	Katihar	Satisfactory	57	PM _{2.5}	1/1
125	Katni	Moderate	116	PM ₁₀	1/1
126	Khanna	Moderate	111	CO	1/1
127	Khurja	Moderate	116	PM ₁₀	1/1
128	Kohima	Moderate	196	PM _{2.5}	1/1
129	Kolhapur	Satisfactory	70	O ₃ , PM _{2.5}	2/2
130	Kolkata	Moderate	109	PM _{2.5}	6/7
131	Kollam	Satisfactory	70	PM ₁₀	1/1
132	Koppal	Good	45	PM _{2.5}	1/1
133	Korba	Satisfactory	91	PM ₁₀	1/2
134	Kota	Moderate	108	PM ₁₀ , PM _{2.5}	3/3
135	Kunjemura	Moderate	192	PM ₁₀	1/1
136	Latur	Moderate	127	PM _{2.5}	1/1
137	Lucknow	Moderate	120	PM ₁₀ , PM _{2.5}	6/6
138	Ludhiana	Moderate	120	PM ₁₀	1/1
139	Madikeri	Good	36	PM ₁₀	1/1
140	Madurai	Satisfactory	80	PM ₁₀	1/1



Air Quality Index on Mar 30, 2025 @ 4 PM

(Average of past 24 hours)

S.No	City	Air Quality	Index Value	Prominent Pollutant	No. of Stations Participated/ Total Stations
141	Mahad	Moderate	122	PM ₁₀	1/1
142	Maihar	Good	31	PM ₁₀	1/1
143	Malegaon	Moderate	155	O ₃	1/1
144	Mandi Gobindgarh	Satisfactory	98	PM _{2.5}	1/1
145	Mandideep	Moderate	134	PM ₁₀	1/1
146	Mangalore	Good	34	O ₃	1/1
147	Manguraha	Moderate	169	PM _{2.5}	1/1
148	Meerut	Satisfactory	96	PM ₁₀	3/3
149	Milupara	Moderate	125	PM ₁₀	1/1
150	Moradabad	Satisfactory	80	O ₃ , PM ₁₀	6/7
151	Mumbai	Moderate	129	O ₃ , PM ₁₀	26/30
152	Munger	Satisfactory	89	PM ₁₀	1/1
153	Muzaffarnagar	Moderate	113	PM ₁₀	1/1
154	Muzaffarpur	Moderate	105	O ₃ , PM ₁₀	3/3
155	Mysuru	Satisfactory	59	PM ₁₀	1/1
156	Nagaon	Satisfactory	99	PM _{2.5}	1/1
157	Nagapattinam	Satisfactory	55	PM _{2.5}	1/1
158	Nagaur	Moderate	132	PM ₁₀	1/1
159	Nagpur	Moderate	140	O ₃ , PM ₁₀	4/4
160	Naharlagun	Satisfactory	99	PM ₁₀	1/1



Air Quality Index on Mar 30, 2025 @ 4 PM

(Average of past 24 hours)

S.No	City	Air Quality	Index Value	Prominent Pollutant	No. of Stations Participated/ Total Stations
161	Nanded	Satisfactory	96	PM ₁₀	1/1
162	Nashik	Moderate	127	PM ₁₀ , PM _{2.5}	4/4
163	Navi Mumbai	Moderate	155	O ₃ , PM ₁₀	5/8
164	Nayagarh	Poor	234	PM _{2.5}	1/1
165	Noida	Moderate	119	O ₃ , PM ₁₀	3/4
166	Ooty	Moderate	102	PM _{2.5}	1/1
167	Pali	Moderate	140	PM ₁₀	1/1
168	Palkalaiperur	Satisfactory	58	PM ₁₀	1/1
169	Parbhani	Satisfactory	91	PM ₁₀	1/1
170	Patiala	Satisfactory	89	O ₃	1/1
171	Patna	Moderate	129	PM ₁₀	5/6
172	Pimpri-Chinchwad	Moderate	107	PM ₁₀	3/4
173	Pithampur	Moderate	151	PM ₁₀	1/1
174	Pratapgarh	Moderate	151	O ₃	1/1
175	Prayagraj	Satisfactory	90	PM ₁₀	3/3
176	Puducherry	Satisfactory	53	PM _{2.5}	1/1
177	Pudukottai	Satisfactory	76	PM ₁₀	1/1
178	Pune	Moderate	118	O ₃ , PM ₁₀	9/13
179	Purnia	Satisfactory	82	PM _{2.5}	1/1
180	Raipur	Moderate	138	PM ₁₀ , PM _{2.5}	4/4



Air Quality Index on Mar 30, 2025 @ 4 PM

(Average of past 24 hours)

S.No	City	Air Quality	Index Value	Prominent Pollutant	No. of Stations Participated/ Total Stations
181	Rairangpur	Moderate	176	PM _{2.5}	1/1
182	Rajsamand	Moderate	161	O ₃	1/1
183	Ramanagara	Moderate	200	O ₃	1/1
184	Ramanathapuram	Satisfactory	83	PM ₁₀	1/1
185	Ratlam	Moderate	122	PM ₁₀	1/1
186	Rishikesh	Satisfactory	88	PM ₁₀	1/1
187	Rourkela	Moderate	121	PM _{2.5}	1/3
188	Sagar	Satisfactory	72	O ₃ , CO	2/2
189	Saharsa	Satisfactory	91	PM ₁₀	1/1
190	Salem	Satisfactory	85	PM _{2.5}	1/1
191	Samastipur	Moderate	103	PM ₁₀	1/1
192	Sasaram	Moderate	141	PM _{2.5}	1/1
193	Satna	Satisfactory	55	PM ₁₀	1/1
194	Sawai Madhopur	Moderate	150	O ₃	1/1
195	Shillong	Moderate	106	PM ₁₀ , PM _{2.5}	2/2
196	Shivamogga	Good	48	O ₃	1/1
197	Sikar	Moderate	156	PM ₁₀	1/1
198	Silchar	Satisfactory	54	PM ₁₀	1/1
199	Siliguri	Poor	224	PM _{2.5}	1/1
200	Singrauli	Moderate	171	PM ₁₀	1/1



Air Quality Index on Mar 30, 2025 @ 4 PM

(Average of past 24 hours)

S.No	City	Air Quality	Index Value	Prominent Pollutant	No. of Stations Participated/ Total Stations
201	Sirohi	Satisfactory	84	PM ₁₀	1/1
202	Sivasagar	Satisfactory	72	PM ₁₀	1/1
203	Siwan	Moderate	109	PM _{2.5}	1/1
204	Solapur	Moderate	157	PM ₁₀ , PM _{2.5}	3/3
205	Sri Ganganagar	Moderate	138	PM ₁₀	1/1
206	Sri Vijaya Puram	Satisfactory	82	PM ₁₀	1/1
207	Suakati	Moderate	145	PM _{2.5}	1/1
208	Surat	Satisfactory	70	PM ₁₀	1/1
209	Talcher	Moderate	108	PM _{2.5}	1/1
210	Tensa	Moderate	182	PM _{2.5}	1/1
211	Thane	Moderate	147	O ₃ , PM ₁₀	2/2
212	Thanjavur	Satisfactory	73	PM _{2.5}	1/1
213	Thiruvananthapuram	Satisfactory	59	PM ₁₀	2/2
214	Thoothukudi	Satisfactory	69	PM ₁₀	1/1
215	Thrissur	Satisfactory	59	PM ₁₀	1/1
216	Tiruchirappalli	Satisfactory	72	PM ₁₀	1/1
217	Tirumala	Satisfactory	87	PM ₁₀	1/1
218	Tirunelveli	Good	42	CO	1/1
219	Tirupur	Satisfactory	94	PM ₁₀	1/1
220	Tonk	Moderate	106	PM ₁₀	1/1



Air Quality Index on Mar 30, 2025 @ 4 PM

(Average of past 24 hours)

S.No	City	Air Quality	Index Value	Prominent Pollutant	No. of Stations Participated/ Total Stations
221	Udaipur	Satisfactory	81	PM ₁₀	1/1
222	Ujjain	Good	50	O ₃	1/1
223	Ulhasnagar	Moderate	183	PM _{2.5}	1/1
224	Vapi	Satisfactory	95	PM _{2.5}	1/1
225	Varanasi	Satisfactory	68	PM ₁₀	4/4
226	Vatva	Moderate	101	PM ₁₀	1/1
227	Vellore	Moderate	131	PM _{2.5}	1/1
228	Vijayawada	Satisfactory	67	PM ₁₀ , PM _{2.5}	3/4
229	Virar	Moderate	193	O ₃	1/1
230	Virudhunagar	Moderate	103	PM ₁₀	1/1
231	Visakhapatnam	Moderate	109	PM ₁₀	1/1
232	Vrindavan	Moderate	105	PM ₁₀	1/1
233	Yadgir	Moderate	114	PM ₁₀	1/1



Air Quality Index on Mar 30, 2025 @ 4 PM

(Average of past 24 hours)

Cities absent in AQI Bulletin due to insufficient data:







1) Ambala, 2) Ariyalur, 3) Bahadurgarh, 4) Ballabgarh, 5) Belgaum, 6) Bhiwani, 7) Bidar, 8) Bihar sharif, 9) Chengalpattu, 10) Chhal, 11) Darbhanga, 12) Dharuhera, 13) Eloor, 14) Ernakulam, 15) Fatehabad, 16) Hassan, 17) Haveri, 18) Hisar, 19) Jind, 20) Jorapokhar, 21) Kaithal, 22) Karnal, 23) Karur, 24) Karwar, 25) Keonjhar, 26) Kishanganj, 27) Kochi, 28) Kolar, 29) Kozhikode, 30) Kurukshetra, 31) Mandikhera, 32) Manesar, 33) Mira-bhayandar, 34) Motihari, 35) Nalbari, 36) Namakkal, 37) Nandesari, 38) Narnaul, 39) Palwal, 40) Panchgaon, 41) Panchkula, 42) Panipat, 43) Pathardih, 44) Perundurai, 45) Raichur, 46) Rajamahendravaram, 47) Rajgir, 48) Ranipet, 49) Rohtak, 50) Rupnagar, 51) Sangli, 52) Sirsa, 53) Sonipat, 54) Srinagar, 55) Tirupati, 56) Tumakuru, 57) Tumidih, 58) Udipi, 59) Vijayapura, 60) Yamuna nagar.

Note:

* In case of a city with multiple monitoring locations, average value is used to indicate air quality. Air quality may show variations across locations, and averaging is not a scientifically sound approach. However, for the sake of simplicity this method is being followed. For AQI of monitoring locations, website (<http://cpcb.gov.in>) website may be referred.

* The data available at the portal is provided by different agencies. Any use of this data in research publication or any other form of publication shall duly acknowledge the contribution of respective agencies in generating the data.

Health Statements for AQI Categories

AQI	Category	Color Code	Possible Health Impacts
0-50	Good		Minimal Impact
51-100	Satisfactory		Minor breathing discomfort to sensitive people
101-200	Moderate		Breathing discomfort to the people with lungs, asthma and heart diseases
201-300	Poor		Breathing discomfort to most people on prolonged exposure
301-400	Very Poor		Respiratory illness on prolonged exposure
401-500	Severe		Affects healthy people and seriously impacts those with existing diseases