



Air Quality Index on Mar 22, 2025 @ 4 PM

(Average of past 24 hours)

S.No	City	Air Quality	Index Value	Prominent Pollutant	No. of Stations Participated/ Total Stations
1	Agartala	Good	46	PM ₁₀	1/2
2	Agra	Satisfactory	81	PM ₁₀	6/6
3	Ahmedabad	Moderate	137	O ₃ , PM _{2.5}	6/9
4	Ahmednagar	Moderate	185	O ₃	1/1
5	Aizawl	Satisfactory	54	PM ₁₀	1/1
6	Ajmer	Satisfactory	93	PM ₁₀	1/1
7	Akola	Satisfactory	76	PM ₁₀	1/1
8	Alwar	Satisfactory	70	PM ₁₀	1/1
9	Amaravati	Good	36	PM ₁₀	1/1
10	Amravati	Satisfactory	78	PM ₁₀	2/2
11	Amritsar	Satisfactory	96	PM _{2.5}	1/1
12	Anantapur	Good	50	PM ₁₀	1/1
13	Angul	Satisfactory	95	CO	1/1
14	Ankleshwar	Satisfactory	55	PM _{2.5}	1/1
15	Araria	Satisfactory	62	PM ₁₀	1/1
16	Ariyalur	Good	43	PM ₁₀	1/1
17	Arrah	Satisfactory	85	O ₃	1/1
18	Asansol	Moderate	130	O ₃ , PM ₁₀	4/4
19	Aurangabad (Bihar)	Satisfactory	71	PM ₁₀	1/1
20	Aurangabad (Maharashtra)	Satisfactory	90	O ₃ , PM ₁₀ , PM _{2.5}	3/3



Air Quality Index on Mar 22, 2025 @ 4 PM

(Average of past 24 hours)

S.No	City	Air Quality	Index Value	Prominent Pollutant	No. of Stations Participated/ Total Stations
21	Baddi	Satisfactory	90	O ₃	1/1
22	Badlapur	Satisfactory	84	PM ₁₀	1/1
23	Baghpat	Moderate	171	PM ₁₀	1/2
24	Balasure	Satisfactory	60	O ₃	1/1
25	Banswara	Moderate	101	PM ₁₀	1/1
26	Baran	Satisfactory	100	O ₃	1/1
27	Barbil	Satisfactory	52	PM ₁₀	1/1
28	Bareilly	Satisfactory	78	PM ₁₀	1/2
29	Baripada	Satisfactory	78	CO	1/1
30	Barmer	Satisfactory	83	PM ₁₀	1/1
31	Barrackpore	Satisfactory	52	PM ₁₀	1/1
32	Bathinda	Good	47	CO	1/1
33	Begusarai	Satisfactory	68	PM ₁₀	1/1
34	Belapur	Moderate	107	PM ₁₀	1/1
35	Bengaluru	Satisfactory	81	PM ₁₀ , PM _{2.5}	12/14
36	Bettiah	Satisfactory	85	PM ₁₀	1/1
37	Bhagalpur	Satisfactory	61	PM ₁₀ , SO ₂	2/2
38	Bharatpur	Moderate	104	PM ₁₀	1/1
39	Bhilai	Good	50	PM ₁₀ , CO	3/3
40	Bhilwara	Moderate	102	PM ₁₀	1/1



Air Quality Index on Mar 22, 2025 @ 4 PM

(Average of past 24 hours)

S.No	City	Air Quality	Index Value	Prominent Pollutant	No. of Stations Participated/ Total Stations
41	Bhiwadi	Moderate	155	PM ₁₀ , PM _{2.5}	2/2
42	Bhiwandi	Satisfactory	100	PM ₁₀	1/1
43	Bhopal	Moderate	122	O ₃ , PM ₁₀	3/3
44	Bhubaneswar	Satisfactory	58	PM ₁₀	2/2
45	Bikaner	Moderate	139	PM ₁₀	1/1
46	Bilaspur	Moderate	118	PM ₁₀	1/1
47	Bileipada	Satisfactory	66	PM ₁₀	1/1
48	Boisar	Satisfactory	89	PM ₁₀	1/1
49	Brajrajnagar	Satisfactory	66	CO	1/1
50	Bulandshahr	Moderate	157	PM _{2.5}	1/1
51	Bundi	Moderate	124	PM ₁₀	1/1
52	Buxar	Satisfactory	61	O ₃	1/1
53	Byasanagar	Satisfactory	65	O ₃	1/1
54	Chamarajanagar	Good	45	PM ₁₀	1/1
55	Chandigarh	Satisfactory	86	O ₃ , PM ₁₀	3/3
56	Chandrapur	Satisfactory	86	O ₃	2/2
57	Charkhi Dadri	Moderate	161	PM _{2.5}	1/1
58	Chengalpattu	Satisfactory	64	PM ₁₀	1/1
59	Chennai	Satisfactory	52	CO	7/9
60	Chhapra	Satisfactory	53	O ₃	1/1



Air Quality Index on Mar 22, 2025 @ 4 PM

(Average of past 24 hours)

S.No	City	Air Quality	Index Value	Prominent Pollutant	No. of Stations Participated/ Total Stations
61	Chikkaballapur	Satisfactory	63	PM ₁₀	1/1
62	Chittoor	Satisfactory	61	PM _{2.5}	1/1
63	Chittorgarh	Satisfactory	95	PM ₁₀	1/1
64	Coimbatore	Good	36	CO, PM _{2.5}	2/2
65	Cuddalore	Satisfactory	57	PM _{2.5}	2/2
66	Cuttack	Moderate	101	CO	1/1
67	Damoh	Good	34	PM ₁₀	1/1
68	Dausa	Moderate	137	PM ₁₀	1/1
69	Davanagere	Satisfactory	61	PM ₁₀	1/1
70	Dehradun	Satisfactory	71	CO	1/1
71	Delhi	Moderate	161	PM ₁₀ , PM _{2.5}	38/39
72	Dewas	Satisfactory	90	NO ₂	1/1
73	Dhanbad	Moderate	127	NO ₂	1/2
74	Dharwad	Satisfactory	66	PM ₁₀	1/1
75	Dholpur	Satisfactory	90	PM ₁₀	1/1
76	Dhule	Satisfactory	75	O ₃	1/1
77	Dindigul	Satisfactory	52	PM ₁₀	1/1
78	Dungarpur	Satisfactory	98	PM ₁₀	1/1
79	Durgapur	Satisfactory	78	O ₃ , PM ₁₀	2/3
80	Eloor	Satisfactory	79	CO	1/1



Air Quality Index on Mar 22, 2025 @ 4 PM

(Average of past 24 hours)

S.No	City	Air Quality	Index Value	Prominent Pollutant	No. of Stations Participated/ Total Stations
81	Faridabad	Satisfactory	88	PM ₁₀	3/4
82	Firozabad	Satisfactory	88	PM ₁₀	2/2
83	Gadag	Satisfactory	51	PM ₁₀	1/1
84	Gandhinagar	Moderate	112	PM ₁₀ , PM _{2.5}	2/3
85	Gangtok	Satisfactory	97	PM _{2.5}	1/1
86	Gaya	Satisfactory	62	PM ₁₀ , PM _{2.5}	3/3
87	Ghaziabad	Poor	257	PM ₁₀ , PM _{2.5}	3/4
88	Gorakhpur	Moderate	111	PM ₁₀	1/1
89	Greater Noida	Satisfactory	96	PM ₁₀	2/2
90	Gummidipoondi	Satisfactory	76	PM ₁₀	1/1
91	Gurugram	Poor	202	PM ₁₀ , PM _{2.5}	3/4
92	Guwahati	Poor	233	PM _{2.5}	3/4
93	Gwalior	Moderate	124	PM ₁₀ , PM _{2.5}	3/4
94	Hajipur	Moderate	126	PM _{2.5}	1/1
95	Haldia	Good	50	PM ₁₀	1/1
96	Hanumangarh	Moderate	157	PM _{2.5}	1/1
97	Hapur	Satisfactory	86	PM ₁₀	1/1
98	Hassan	Satisfactory	91	PM ₁₀	1/1
99	Hosur	Satisfactory	83	PM ₁₀	1/1
100	Howrah	Satisfactory	72	PM ₁₀ , CO, O ₃	5/5



Air Quality Index on Mar 22, 2025 @ 4 PM

(Average of past 24 hours)

S.No	City	Air Quality	Index Value	Prominent Pollutant	No. of Stations Participated/ Total Stations
101	Hubballi	Good	50	PM ₁₀	1/2
102	Hyderabad	Satisfactory	71	PM ₁₀ , PM _{2.5}	10/14
103	Indore	Satisfactory	67	PM ₁₀ , PM _{2.5}	5/6
104	Jabalpur	Satisfactory	71	PM ₁₀ , O ₃	4/4
105	Jaipur	Moderate	111	PM ₁₀ , PM _{2.5}	6/6
106	Jaisalmer	Moderate	104	PM ₁₀	1/1
107	Jalandhar	Satisfactory	99	PM ₁₀	1/1
108	Jalgaon	Satisfactory	77	O ₃	1/1
109	Jalna	Satisfactory	87	PM ₁₀	1/1
110	Jalore	Satisfactory	98	PM ₁₀	1/1
111	Jhalawar	Moderate	120	CO	1/1
112	Jhansi	Satisfactory	57	PM _{2.5}	1/1
113	Jhunjhunu	Satisfactory	94	O ₃	1/1
114	Jodhpur	Satisfactory	98	PM ₁₀	5/5
115	Kadapa	Good	42	PM _{2.5}	1/1
116	Kalaburagi	Good	46	PM ₁₀ , CO	2/2
117	Kalyan	Satisfactory	92	PM ₁₀	2/2
118	Kanchipuram	Good	20	PM ₁₀	1/1
119	Kannur	Satisfactory	57	PM ₁₀	1/1
120	Kanpur	Satisfactory	82	PM _{2.5} , NO ₂	3/4



Air Quality Index on Mar 22, 2025 @ 4 PM

(Average of past 24 hours)

S.No	City	Air Quality	Index Value	Prominent Pollutant	No. of Stations Participated/ Total Stations
121	Karauli	Satisfactory	88	O ₃	1/1
122	Karur	Good	36	SO ₂	1/1
123	Kashipur	Satisfactory	76	PM _{2.5}	1/1
124	Katni	Satisfactory	89	PM ₁₀	1/1
125	Khanna	Satisfactory	81	PM _{2.5}	1/1
126	Khurja	Moderate	131	PM ₁₀	1/1
127	Kishanganj	Satisfactory	87	PM ₁₀	1/1
128	Kohima	Satisfactory	73	PM ₁₀	1/1
129	Kolhapur	Satisfactory	78	PM ₁₀	2/2
130	Kolkata	Satisfactory	51	PM ₁₀ , PM _{2.5}	6/7
131	Koppal	Good	40	PM ₁₀	1/1
132	Korba	Satisfactory	87	NO ₂	1/2
133	Kota	Moderate	119	PM ₁₀ , PM _{2.5}	3/3
134	Kunjemura	Good	45	CO	1/1
135	Latur	Moderate	106	PM ₁₀	1/1
136	Lucknow	Moderate	101	PM ₁₀	6/6
137	Ludhiana	Moderate	157	PM _{2.5}	1/1
138	Madikeri	Good	49	NO ₂	1/1
139	Madurai	Good	39	PM ₁₀	1/1
140	Mahad	Moderate	109	PM ₁₀	1/1



Air Quality Index on Mar 22, 2025 @ 4 PM

(Average of past 24 hours)

S.No	City	Air Quality	Index Value	Prominent Pollutant	No. of Stations Participated/ Total Stations
141	Maihar	Good	35	PM ₁₀	1/1
142	Malegaon	Satisfactory	79	PM ₁₀	1/1
143	Mandi Gobindgarh	Satisfactory	67	CO	1/1
144	Mandideep	Moderate	122	PM ₁₀	1/1
145	Mangalore	Good	49	PM ₁₀	1/1
146	Manguraha	Satisfactory	91	PM _{2.5}	1/1
147	Meerut	Moderate	147	PM ₁₀ , PM _{2.5}	3/3
148	Mira-Bhayandar	Satisfactory	61	PM ₁₀	1/1
149	Moradabad	Satisfactory	72	O ₃ , PM ₁₀ , CO	6/7
150	Motihari	Satisfactory	78	PM ₁₀	1/1
151	Mumbai	Satisfactory	74	PM ₁₀	24/30
152	Munger	Satisfactory	66	CO	1/1
153	Muzaffarnagar	Moderate	140	PM _{2.5}	1/1
154	Muzaffarpur	Satisfactory	84	PM _{2.5}	3/3
155	Mysuru	Satisfactory	56	PM ₁₀	1/1
156	Nagaon	Moderate	148	PM _{2.5}	1/1
157	Nagaur	Moderate	140	PM ₁₀	1/1
158	Nagpur	Moderate	115	O ₃ , PM ₁₀ , PM _{2.5}	4/4
159	Naharlagun	Satisfactory	91	PM ₁₀	1/1
160	Nalbari	Poor	280	PM _{2.5}	1/1



Air Quality Index on Mar 22, 2025 @ 4 PM

(Average of past 24 hours)

S.No	City	Air Quality	Index Value	Prominent Pollutant	No. of Stations Participated/ Total Stations
161	Nanded	Satisfactory	83	PM ₁₀	1/1
162	Nashik	Satisfactory	90	PM ₁₀	4/4
163	Navi Mumbai	Satisfactory	94	PM ₁₀ , NO ₂	5/8
164	Nayagarh	Satisfactory	61	PM _{2.5}	1/1
165	Noida	Moderate	114	O ₃ , PM ₁₀ , NO ₂	4/4
166	Ooty	Moderate	109	PM ₁₀	1/1
167	Pali	Moderate	131	PM ₁₀	1/1
168	Palkalaiperur	Good	29	PM ₁₀	1/1
169	Patiala	Satisfactory	92	PM ₁₀	1/1
170	Patna	Moderate	106	PM ₁₀	6/6
171	Pimpri-Chinchwad	Moderate	102	PM ₁₀ , PM _{2.5}	4/4
172	Pithampur	Moderate	158	O ₃	1/1
173	Pratapgarh	Moderate	115	PM _{2.5}	1/1
174	Prayagraj	Satisfactory	85	PM ₁₀	3/3
175	Puducherry	Good	30	PM ₁₀	1/1
176	Pudukottai	Good	40	PM ₁₀	1/1
177	Pune	Moderate	145	O ₃ , PM _{2.5}	10/13
178	Purnia	Satisfactory	86	PM _{2.5}	1/1
179	Raipur	Satisfactory	71	PM ₁₀ , NO ₂	3/4
180	Rajamahendravaram	Good	40	PM ₁₀	1/1



Air Quality Index on Mar 22, 2025 @ 4 PM

(Average of past 24 hours)

S.No	City	Air Quality	Index Value	Prominent Pollutant	No. of Stations Participated/ Total Stations
181	Rajsamand	Moderate	104	O ₃	1/1
182	Ramanagara	Satisfactory	62	PM _{2.5}	1/1
183	Ramanathapuram	Good	48	PM ₁₀	1/1
184	Ranipet	Good	37	PM _{2.5}	1/1
185	Ratlam	Moderate	109	PM ₁₀	1/1
186	Rishikesh	Satisfactory	52	PM _{2.5}	1/1
187	Rourkela	Satisfactory	80	CO, PM _{2.5}	2/3
188	Rupnagar	Satisfactory	100	PM ₁₀	1/1
189	Sagar	Satisfactory	57	O ₃ , CO	2/2
190	Saharsa	Satisfactory	54	PM _{2.5}	1/1
191	Salem	Good	38	PM ₁₀	1/1
192	Samastipur	Moderate	137	PM ₁₀	1/1
193	Sasaram	Satisfactory	53	PM _{2.5}	1/1
194	Satna	Satisfactory	75	NO ₂	1/1
195	Sawai Madhopur	Moderate	153	PM ₁₀	1/1
196	Shillong	Satisfactory	65	PM ₁₀ , PM _{2.5}	2/2
197	Sikar	Moderate	119	PM ₁₀	1/1
198	Silchar	Good	49	PM ₁₀	1/1
199	Siliguri	Moderate	142	PM _{2.5}	1/1
200	Sirohi	Satisfactory	91	PM ₁₀	1/1



Air Quality Index on Mar 22, 2025 @ 4 PM

(Average of past 24 hours)

S.No	City	Air Quality	Index Value	Prominent Pollutant	No. of Stations Participated/ Total Stations
201	Sivasagar	Satisfactory	75	PM ₁₀	1/1
202	Siwan	Poor	216	PM _{2.5}	1/1
203	Solapur	Moderate	105	PM ₁₀	2/3
204	Sri Ganganagar	Moderate	177	PM ₁₀	1/1
205	Sri Vijaya Puram	Satisfactory	71	PM ₁₀	1/1
206	Suakati	Good	35	PM ₁₀	1/1
207	Surat	Good	47	CO	1/1
208	Tensa	Satisfactory	63	PM ₁₀	1/1
209	Thane	Satisfactory	69	PM ₁₀	2/2
210	Thanjavur	Good	39	PM _{2.5}	1/1
211	Thiruvananthapuram	Poor	253	PM ₁₀ , PM _{2.5}	2/2
212	Thoothukudi	Satisfactory	100	CO	1/1
213	Thrissur	Satisfactory	61	PM ₁₀	1/1
214	Tiruchirappalli	Good	29	PM ₁₀	1/1
215	Tirumala	Good	38	PM _{2.5}	1/1
216	Tirunelveli	Good	42	CO	1/1
217	Tirupati	Satisfactory	68	PM _{2.5}	1/1
218	Tirupur	Satisfactory	55	CO	1/1
219	Tonk	Moderate	126	PM ₁₀	1/1
220	Tumakuru	Moderate	153	PM ₁₀	1/1



Air Quality Index on Mar 22, 2025 @ 4 PM

(Average of past 24 hours)

S.No	City	Air Quality	Index Value	Prominent Pollutant	No. of Stations Participated/ Total Stations
221	Tumidih	Satisfactory	62	PM ₁₀	1/1
222	Udaipur	Satisfactory	88	PM ₁₀	1/1
223	Ujjain	Good	49	O ₃	1/1
224	Ulhasnagar	Satisfactory	72	PM ₁₀	1/1
225	Vapi	Satisfactory	61	PM _{2.5}	1/1
226	Varanasi	Good	49	PM ₁₀ , SO ₂	4/4
227	Vatva	Satisfactory	99	PM ₁₀	1/1
228	Vellore	Satisfactory	54	PM ₁₀	1/1
229	Vijayawada	Satisfactory	65	PM ₁₀ , PM _{2.5}	3/4
230	Virar	Satisfactory	76	PM ₁₀	1/1
231	Virudhunagar	Satisfactory	72	PM ₁₀	1/1
232	Visakhapatnam	Satisfactory	78	PM ₁₀	1/1
233	Vrindavan	Satisfactory	78	PM ₁₀	1/1
234	Yadgir	Satisfactory	80	PM ₁₀	1/1



Air Quality Index on Mar 22, 2025 @ 4 PM

(Average of past 24 hours)

Cities absent in AQI Bulletin due to insufficient data:







1) Ambala, 2) Bagalkot, 3) Bahadurgarh, 4) Ballabgarh, 5) Belgaum, 6) Bhiwani, 7) Bidar, 8) Bihar sharif, 9) Byrnihat, 10) Chhal, 11) Chikkamagaluru, 12) Churu, 13) Darbhanga, 14) Dharuhera, 15) Ernakulam, 16) Fatehabad, 17) Haveri, 18) Hisar, 19) Imphal, 20) Jind, 21) Jorapokhar, 22) Kaithal, 23) Karnal, 24) Karwar, 25) Katihar, 26) Keonjhar, 27) Kochi, 28) Kolar, 29) Kollam, 30) Kozhikode, 31) Kurukshetra, 32) Mandikhera, 33) Manesar, 34) Milupara, 35) Nagapattinam, 36) Namakkal, 37) Nandesari, 38) Narnaul, 39) Palwal, 40) Panchgaon, 41) Panchkula, 42) Panipat, 43) Parbhani, 44) Pathardih, 45) Perundurai, 46) Raichur, 47) Rairangpur, 48) Rajgir, 49) Rohtak, 50) Sangli, 51) Shivamogga, 52) Singrauli, 53) Sirsa, 54) Sonipat, 55) Srinagar, 56) Talcher, 57) Udupi, 58) Vijayapura, 59) Yamuna nagar.

Note:

* In case of a city with multiple monitoring locations, average value is used to indicate air quality. Air quality may show variations across locations, and averaging is not a scientifically sound approach. However, for the sake of simplicity this method is being followed. For AQI of monitoring locations, website (<http://cpcb.gov.in>) website may be referred.

* The data available at the portal is provided by different agencies. Any use of this data in research publication or any other form of publication shall duly acknowledge the contribution of respective agencies in generating the data.

Health Statements for AQI Categories

AQI	Category	Color Code	Possible Health Impacts
0-50	Good		Minimal Impact
51-100	Satisfactory		Minor breathing discomfort to sensitive people
101-200	Moderate		Breathing discomfort to the people with lungs, asthma and heart diseases
201-300	Poor		Breathing discomfort to most people on prolonged exposure
301-400	Very Poor		Respiratory illness on prolonged exposure
401-500	Severe		Affects healthy people and seriously impacts those with existing diseases