



## Air Quality Index on Mar 21, 2025 @ 4 PM

(Average of past 24 hours)

S.No	City	Air Quality	Index Value	Prominent Pollutant	No. of Stations Participated/ Total Stations
1	Agartala	Good	50	PM <sub>10</sub>	1/2
2	Agra	Moderate	101	PM <sub>10</sub>	5/6
3	Ahmedabad	Satisfactory	77	PM <sub>10</sub> , O <sub>3</sub> , PM <sub>2.5</sub>	6/9
4	Aizawl	Satisfactory	83	PM <sub>10</sub>	1/1
5	Ajmer	Satisfactory	83	PM <sub>10</sub>	1/1
6	Akola	Satisfactory	82	PM <sub>10</sub>	1/1
7	Alwar	Satisfactory	63	PM <sub>10</sub>	1/1
8	Amaravati	Good	39	O <sub>3</sub>	1/1
9	Amravati	Satisfactory	87	PM <sub>10</sub>	2/2
10	Amritsar	Satisfactory	62	O <sub>3</sub>	1/1
11	Anantapur	Satisfactory	53	PM <sub>10</sub>	1/1
12	Angul	Satisfactory	100	CO	1/1
13	Ankleshwar	Good	50	NO <sub>2</sub>	1/1
14	Araria	Satisfactory	92	PM <sub>10</sub>	1/1
15	Ariyalur	Satisfactory	72	PM <sub>10</sub>	1/1
16	Arrah	Satisfactory	78	O <sub>3</sub>	1/1
17	Asansol	Moderate	112	PM <sub>2.5</sub>	3/4
18	Aurangabad (Bihar)	Moderate	115	PM <sub>10</sub>	1/1
19	Aurangabad (Maharashtra)	Satisfactory	74	PM <sub>10</sub> , O <sub>3</sub>	3/3
20	Baddi	Satisfactory	91	O <sub>3</sub>	1/1



## Air Quality Index on Mar 21, 2025 @ 4 PM

(Average of past 24 hours)

S.No	City	Air Quality	Index Value	Prominent Pollutant	No. of Stations Participated/ Total Stations
21	Badlapur	Moderate	110	PM <sub>2.5</sub>	1/1
22	Baghpat	Moderate	144	PM <sub>10</sub>	1/2
23	Balasore	Satisfactory	73	PM <sub>10</sub>	1/1
24	Banswara	Moderate	101	PM <sub>10</sub>	1/1
25	Baran	Moderate	110	O <sub>3</sub>	1/1
26	Barbil	Moderate	127	PM <sub>10</sub>	1/1
27	Bareilly	Satisfactory	82	PM <sub>10</sub> , SO <sub>2</sub>	2/2
28	Baripada	Satisfactory	86	PM <sub>10</sub>	1/1
29	Barmer	Moderate	101	O <sub>3</sub>	1/1
30	Barrackpore	Satisfactory	92	PM <sub>10</sub>	1/1
31	Bathinda	Good	45	CO	1/1
32	Begusarai	Satisfactory	82	PM <sub>10</sub>	1/1
33	Belapur	Moderate	116	PM <sub>10</sub>	1/1
34	Bengaluru	Satisfactory	97	PM <sub>10</sub> , O <sub>3</sub> , PM <sub>2.5</sub>	13/14
35	Bettiah	Satisfactory	96	PM <sub>10</sub>	1/1
36	Bhagalpur	Satisfactory	64	PM <sub>10</sub>	2/2
37	Bharatpur	Satisfactory	100	PM <sub>10</sub>	1/1
38	Bhilai	Satisfactory	63	PM <sub>10</sub>	3/3
39	Bhilwara	Satisfactory	66	O <sub>3</sub>	1/1
40	Bhiwadi	Moderate	124	PM <sub>10</sub> , PM <sub>2.5</sub>	2/2



## Air Quality Index on Mar 21, 2025 @ 4 PM

(Average of past 24 hours)

S.No	City	Air Quality	Index Value	Prominent Pollutant	No. of Stations Participated/ Total Stations
41	Bhiwandi	Moderate	130	PM <sub>2.5</sub>	1/1
42	Bhopal	Moderate	120	PM <sub>10</sub> , O <sub>3</sub>	3/3
43	Bhubaneswar	Good	48	PM <sub>10</sub> , CO	2/2
44	Bidar	Good	42	PM <sub>10</sub>	1/1
45	Bihar Sharif	Satisfactory	95	PM <sub>10</sub>	1/1
46	Bikaner	Moderate	136	PM <sub>10</sub>	1/1
47	Bilaspur	Satisfactory	68	PM <sub>10</sub>	1/1
48	Bileipada	Moderate	116	PM <sub>10</sub>	1/1
49	Boisar	Moderate	114	PM <sub>10</sub>	1/1
50	Brajrajnagar	Satisfactory	79	PM <sub>10</sub>	1/1
51	Bulandshahr	Moderate	130	PM <sub>2.5</sub>	1/1
52	Bundi	Moderate	143	PM <sub>10</sub>	1/1
53	Buxar	Satisfactory	64	O <sub>3</sub>	1/1
54	Byasanagar	Satisfactory	62	PM <sub>10</sub>	1/1
55	Byrnihat	Severe	401	PM <sub>2.5</sub>	1/1
56	Chandigarh	Satisfactory	78	PM <sub>10</sub> , O <sub>3</sub>	3/3
57	Chandrapur	Satisfactory	80	PM <sub>10</sub> , PM <sub>2.5</sub>	2/2
58	Charkhi Dadri	Moderate	157	PM <sub>2.5</sub>	1/1
59	Chengalpattu	Satisfactory	56	PM <sub>10</sub>	1/1
60	Chennai	Good	46	CO, O <sub>3</sub>	7/9



## Air Quality Index on Mar 21, 2025 @ 4 PM

(Average of past 24 hours)

S.No	City	Air Quality	Index Value	Prominent Pollutant	No. of Stations Participated/ Total Stations
61	Chhal	Satisfactory	90	PM <sub>10</sub>	1/1
62	Chhapra	Satisfactory	60	PM <sub>10</sub>	1/1
63	Chikkaballapur	Satisfactory	63	PM <sub>10</sub>	1/1
64	Chittoor	Satisfactory	56	PM <sub>2.5</sub>	1/1
65	Chittorgarh	Moderate	156	O <sub>3</sub>	1/1
66	Churu	Moderate	103	O <sub>3</sub>	1/1
67	Coimbatore	Good	36	PM <sub>2.5</sub>	2/2
68	Cuddalore	Good	50	PM <sub>2.5</sub>	2/2
69	Cuttack	Satisfactory	90	CO	1/1
70	Dausa	Moderate	126	PM <sub>10</sub>	1/1
71	Davanagere	Satisfactory	51	PM <sub>2.5</sub>	1/1
72	Dehradun	Satisfactory	71	CO	1/1
73	Delhi	Moderate	144	PM <sub>10</sub> , PM <sub>2.5</sub>	39/39
74	Dewas	Moderate	122	PM <sub>2.5</sub>	1/1
75	Dharwad	Satisfactory	71	PM <sub>10</sub>	1/1
76	Dholpur	Moderate	112	PM <sub>10</sub>	1/1
77	Dhule	Satisfactory	66	PM <sub>10</sub>	1/1
78	Dindigul	Good	47	PM <sub>10</sub>	1/1
79	Dungarpur	Moderate	151	O <sub>3</sub>	1/1
80	Durgapur	Moderate	110	PM <sub>10</sub>	2/3



## Air Quality Index on Mar 21, 2025 @ 4 PM

*(Average of past 24 hours)*

S.No	City	Air Quality	Index Value	Prominent Pollutant	No. of Stations Participated/ Total Stations
81	Eloor	Satisfactory	62	PM <sub>2.5</sub>	1/1
82	Faridabad	Satisfactory	75	PM <sub>10</sub>	3/4
83	Firozabad	Satisfactory	77	PM <sub>10</sub>	2/2
84	Gadag	Good	48	O <sub>3</sub>	1/1
85	Gandhinagar	Satisfactory	95	PM <sub>10</sub> , PM <sub>2.5</sub>	2/3
86	Gangtok	Moderate	113	PM <sub>10</sub>	1/1
87	Gaya	Moderate	104	PM <sub>10</sub> , PM <sub>2.5</sub>	3/3
88	Ghaziabad	Poor	216	PM <sub>10</sub> , PM <sub>2.5</sub>	4/4
89	Gorakhpur	Moderate	148	PM <sub>2.5</sub>	1/1
90	Greater Noida	Satisfactory	97	PM <sub>10</sub>	2/2
91	Gummidipoondi	Satisfactory	74	PM <sub>10</sub>	1/1
92	Gurugram	Moderate	165	PM <sub>10</sub> , PM <sub>2.5</sub>	3/4
93	Guwahati	Poor	230	PM <sub>2.5</sub>	4/4
94	Gwalior	Moderate	151	PM <sub>10</sub> , PM <sub>2.5</sub>	3/4
95	Hajipur	Moderate	191	PM <sub>2.5</sub>	1/1
96	Haldia	Satisfactory	90	PM <sub>10</sub>	1/1
97	Hapur	Satisfactory	84	O <sub>3</sub>	1/1
98	Hassan	Satisfactory	86	PM <sub>10</sub>	1/1
99	Hosur	Satisfactory	98	PM <sub>10</sub>	1/1
100	Howrah	Moderate	104	PM <sub>10</sub> , O <sub>3</sub> , PM <sub>2.5</sub>	5/5



## Air Quality Index on Mar 21, 2025 @ 4 PM

(Average of past 24 hours)

S.No	City	Air Quality	Index Value	Prominent Pollutant	No. of Stations Participated/ Total Stations
101	Hubballi	Good	50	PM <sub>10</sub>	1/2
102	Hyderabad	Satisfactory	74	PM <sub>10</sub> , PM <sub>2.5</sub>	13/14
103	Indore	Satisfactory	73	PM <sub>10</sub>	4/6
104	Jabalpur	Satisfactory	70	PM <sub>10</sub> , O <sub>3</sub>	4/4
105	Jaipur	Moderate	106	PM <sub>10</sub> , O <sub>3</sub>	6/6
106	Jaisalmer	Moderate	108	PM <sub>10</sub>	1/1
107	Jalandhar	Satisfactory	66	PM <sub>10</sub>	1/1
108	Jalgaon	Satisfactory	82	PM <sub>10</sub>	1/1
109	Jalna	Moderate	149	PM <sub>2.5</sub>	1/1
110	Jalore	Moderate	109	O <sub>3</sub>	1/1
111	Jhalawar	Satisfactory	93	CO	1/1
112	Jhansi	Good	50	PM <sub>2.5</sub>	1/1
113	Jhunjhunu	Moderate	114	PM <sub>10</sub>	1/1
114	Jodhpur	Moderate	111	PM <sub>10</sub> , O <sub>3</sub>	5/5
115	Kadapa	Good	38	PM <sub>10</sub>	1/1
116	Kalaburagi	Satisfactory	52	PM <sub>10</sub> , CO	2/2
117	Kalyan	Moderate	113	PM <sub>10</sub>	2/2
118	Kanchipuram	Good	19	PM <sub>10</sub>	1/1
119	Kanpur	Satisfactory	83	PM <sub>10</sub> , O <sub>3</sub>	3/4
120	Karauli	Moderate	101	O <sub>3</sub>	1/1



## Air Quality Index on Mar 21, 2025 @ 4 PM

(Average of past 24 hours)

S.No	City	Air Quality	Index Value	Prominent Pollutant	No. of Stations Participated/ Total Stations
121	Karur	Satisfactory	63	O <sub>3</sub>	1/1
122	Kashipur	Moderate	103	PM <sub>2.5</sub>	1/1
123	Katihar	Good	45	PM <sub>2.5</sub>	1/1
124	Katni	Satisfactory	71	PM <sub>10</sub>	1/1
125	Khanna	Satisfactory	64	CO	1/1
126	Khurja	Moderate	111	PM <sub>10</sub>	1/1
127	Kishanganj	Moderate	105	PM <sub>10</sub>	1/1
128	Kohima	Moderate	174	PM <sub>2.5</sub>	1/1
129	Kolhapur	Satisfactory	76	PM <sub>10</sub>	2/2
130	Kolkata	Satisfactory	92	PM <sub>2.5</sub>	6/7
131	Kollam	Satisfactory	70	PM <sub>10</sub>	1/1
132	Korba	Moderate	106	PM <sub>10</sub>	2/2
133	Kota	Satisfactory	86	PM <sub>10</sub>	3/3
134	Kunjemura	Satisfactory	62	PM <sub>10</sub>	1/1
135	Latur	Satisfactory	93	PM <sub>10</sub>	1/1
136	Lucknow	Satisfactory	95	PM <sub>10</sub> , PM <sub>2.5</sub>	6/6
137	Ludhiana	Moderate	106	PM <sub>10</sub>	1/1
138	Madikeri	Satisfactory	67	NO <sub>2</sub>	1/1
139	Madurai	Good	34	PM <sub>10</sub>	1/1
140	Mahad	Moderate	129	PM <sub>10</sub>	1/1



## Air Quality Index on Mar 21, 2025 @ 4 PM

(Average of past 24 hours)

S.No	City	Air Quality	Index Value	Prominent Pollutant	No. of Stations Participated/ Total Stations
141	Maihar	Good	38	PM <sub>10</sub>	1/1
142	Malegaon	Satisfactory	84	PM <sub>10</sub>	1/1
143	Mandi Gobindgarh	Satisfactory	66	CO	1/1
144	Mandideep	Moderate	125	PM <sub>10</sub>	1/1
145	Mangalore	Good	40	PM <sub>10</sub>	1/1
146	Manguraha	Satisfactory	84	PM <sub>10</sub>	1/1
147	Meerut	Moderate	120	PM <sub>10</sub> , O <sub>3</sub> , PM <sub>2.5</sub>	3/3
148	Mira-Bhayandar	Satisfactory	75	PM <sub>10</sub>	1/1
149	Moradabad	Satisfactory	66	PM <sub>10</sub> , O <sub>3</sub>	6/7
150	Motihari	Satisfactory	90	PM <sub>10</sub>	1/1
151	Mumbai	Satisfactory	86	PM <sub>10</sub>	24/30
152	Muzaffarnagar	Moderate	115	PM <sub>2.5</sub>	1/1
153	Muzaffarpur	Satisfactory	89	CO, PM <sub>2.5</sub>	3/3
154	Nagaon	Satisfactory	88	PM <sub>10</sub>	1/1
155	Nagapattinam	Good	38	O <sub>3</sub>	1/1
156	Nagaur	Moderate	137	PM <sub>10</sub>	1/1
157	Nagpur	Satisfactory	87	PM <sub>10</sub> , PM <sub>2.5</sub>	4/4
158	Naharlagun	Moderate	112	PM <sub>2.5</sub>	1/1
159	Nalbari	Poor	267	PM <sub>2.5</sub>	1/1
160	Nanded	Satisfactory	76	O <sub>3</sub>	1/1





## Air Quality Index on Mar 21, 2025 @ 4 PM

(Average of past 24 hours)

S.No	City	Air Quality	Index Value	Prominent Pollutant	No. of Stations Participated/ Total Stations
161	Nashik	Satisfactory	92	PM <sub>10</sub>	4/4
162	Navi Mumbai	Moderate	105	PM <sub>10</sub> , NO <sub>2</sub>	5/8
163	Noida	Satisfactory	92	PM <sub>10</sub> , O <sub>3</sub>	4/4
164	Ooty	Moderate	114	PM <sub>10</sub>	1/1
165	Pali	Moderate	129	PM <sub>10</sub>	1/1
166	Palkalaiperur	Good	26	PM <sub>10</sub>	1/1
167	Patiala	Satisfactory	70	PM <sub>10</sub>	1/1
168	Patna	Moderate	114	PM <sub>10</sub>	6/6
169	Pimpri-Chinchwad	Moderate	103	PM <sub>10</sub> , PM <sub>2.5</sub>	4/4
170	Pithampur	Moderate	118	PM <sub>10</sub>	1/1
171	Pratapgarh	Satisfactory	100	PM <sub>10</sub>	1/1
172	Prayagraj	Moderate	129	PM <sub>10</sub> , PM <sub>2.5</sub>	3/3
173	Puducherry	Good	28	O <sub>3</sub>	1/1
174	Pudukottai	Good	25	PM <sub>10</sub>	1/1
175	Pune	Moderate	103	PM <sub>10</sub> , O <sub>3</sub> , PM <sub>2.5</sub>	9/13
176	Purnia	Satisfactory	96	PM <sub>2.5</sub>	1/1
177	Raipur	Satisfactory	88	PM <sub>10</sub> , NO <sub>2</sub>	4/4
178	Rajahmendravaram	Good	35	PM <sub>10</sub>	1/1
179	Rajsamand	Moderate	163	O <sub>3</sub>	1/1
180	Ramanagara	Satisfactory	84	PM <sub>2.5</sub>	1/1



## Air Quality Index on Mar 21, 2025 @ 4 PM

(Average of past 24 hours)

S.No	City	Air Quality	Index Value	Prominent Pollutant	No. of Stations Participated/ Total Stations
181	Ranipet	Good	33	PM <sub>10</sub>	1/1
182	Ratlam	Moderate	106	PM <sub>10</sub>	1/1
183	Rishikesh	Satisfactory	56	PM <sub>2.5</sub>	1/1
184	Rourkela	Moderate	122	PM <sub>2.5</sub>	2/3
185	Rupnagar	Satisfactory	90	PM <sub>10</sub>	1/1
186	Sagar	Satisfactory	82	PM <sub>10</sub> , PM <sub>2.5</sub>	2/2
187	Saharsa	Satisfactory	77	PM <sub>10</sub>	1/1
188	Salem	Good	35	SO <sub>2</sub>	1/1
189	Samastipur	Moderate	186	PM <sub>10</sub>	1/1
190	Sangli	Satisfactory	93	PM <sub>10</sub>	1/1
191	Sasaram	Satisfactory	84	PM <sub>2.5</sub>	1/1
192	Satna	Satisfactory	75	NO <sub>2</sub>	1/1
193	Sawai Madhopur	Moderate	119	O <sub>3</sub>	1/1
194	Shillong	Poor	203	PM <sub>2.5</sub>	1/2
195	Sikar	Satisfactory	84	PM <sub>10</sub>	1/1
196	Silchar	Good	46	PM <sub>2.5</sub>	1/1
197	Siliguri	Moderate	190	PM <sub>2.5</sub>	1/1
198	Singrauli	Satisfactory	84	PM <sub>10</sub>	1/1
199	Sirohi	Satisfactory	58	PM <sub>10</sub>	1/1
200	Sivasagar	Satisfactory	86	PM <sub>10</sub>	1/1



## Air Quality Index on Mar 21, 2025 @ 4 PM

(Average of past 24 hours)

S.No	City	Air Quality	Index Value	Prominent Pollutant	No. of Stations Participated/ Total Stations
201	Solapur	Satisfactory	98	PM <sub>10</sub>	3/3
202	Sri Ganganagar	Moderate	170	PM <sub>10</sub>	1/1
203	Suakati	Satisfactory	99	PM <sub>2.5</sub>	1/1
204	Surat	Good	48	CO	1/1
205	Tensa	Moderate	112	PM <sub>10</sub>	1/1
206	Thane	Satisfactory	72	PM <sub>10</sub>	2/2
207	Thanjavur	Good	33	PM <sub>10</sub>	1/1
208	Thiruvananthapuram	Poor	258	PM <sub>10</sub> , PM <sub>2.5</sub>	2/2
209	Thoothukudi	Good	36	CO	1/1
210	Thrissur	Satisfactory	64	PM <sub>10</sub>	1/1
211	Tiruchirappalli	Good	32	PM <sub>10</sub>	1/1
212	Tirumala	Good	36	PM <sub>10</sub>	1/1
213	Tirunelveli	Good	33	CO	1/1
214	Tirupati	Satisfactory	67	PM <sub>2.5</sub>	1/1
215	Tonk	Satisfactory	94	PM <sub>10</sub>	1/1
216	Tumakuru	Moderate	159	PM <sub>10</sub>	1/1
217	Tumidih	Moderate	103	PM <sub>10</sub>	1/1
218	Udaipur	Satisfactory	75	PM <sub>10</sub>	1/1
219	Ujjain	Good	50	O <sub>3</sub>	1/1
220	Ulhasnagar	Satisfactory	90	PM <sub>10</sub>	1/1



## **Air Quality Index on Mar 21, 2025 @ 4 PM**

*(Average of past 24 hours)*

<b>S.No</b>	<b>City</b>	<b>Air Quality</b>	<b>Index Value</b>	<b>Prominent Pollutant</b>	<b>No. of Stations Participated/ Total Stations</b>
221	Varanasi	Satisfactory	52	PM <sub>10</sub>	4/4
222	Vatva	Satisfactory	66	PM <sub>10</sub>	1/1
223	Vellore	Good	43	PM <sub>10</sub>	1/1
224	Vijayawada	Satisfactory	67	PM <sub>10</sub>	4/4
225	Virar	Satisfactory	63	PM <sub>10</sub>	1/1
226	Virudhunagar	Good	36	PM <sub>10</sub>	1/1
227	Visakhapatnam	Satisfactory	67	PM <sub>10</sub>	1/1
228	Vrindavan	Satisfactory	99	PM <sub>10</sub>	1/1
229	Yadgir	Satisfactory	63	PM <sub>10</sub>	1/1



## **Air Quality Index on Mar 21, 2025 @ 4 PM**

*(Average of past 24 hours)*

### **Cities absent in AQI Bulletin due to insufficient data:**







1) Ahmednagar, 2) Ambala, 3) Bagalkot, 4) Bahadurgarh, 5) Ballabgarh, 6) Belgaum, 7) Bhiwani, 8) Chamarajanagar, 9) Chikkamagaluru, 10) Damoh, 11) Darbhanga, 12) Dhanbad, 13) Dharuhera, 14) Ernakulam, 15) Fatehabad, 16) Hanumangarh, 17) Haveri, 18) Hisar, 19) Imphal, 20) Jind, 21) Jorapokhar, 22) Kaithal, 23) Kannur, 24) Karnal, 25) Karwar, 26) Keonjhar, 27) Kochi, 28) Kolar, 29) Koppal, 30) Kozhikode, 31) Kurukshetra, 32) Mandikhera, 33) Manesar, 34) Milupara, 35) Munger, 36) Mysuru, 37) Namakkal, 38) Nandesari, 39) Narnaul, 40) Nayagarh, 41) Palwal, 42) Panchgaon, 43) Panchkula, 44) Panipat, 45) Parbhani, 46) Pathardih, 47) Perundurai, 48) Raichur, 49) Rairangpur, 50) Rajgir, 51) Ramanathapuram, 52) Rohtak, 53) Shivamogga, 54) Sirsa, 55) Siwan, 56) Sonipat, 57) Sri vijaya puram, 58) Srinagar, 59) Talcher, 60) Tirupur, 61) Udupi, 62) Vapi, 63) Vijayapura, 64) Yamuna nagar.

### **Note:**

\* In case of a city with multiple monitoring locations, average value is used to indicate air quality. Air quality may show variations across locations, and averaging is not a scientifically sound approach. However, for the sake of simplicity this method is being followed. For AQI of monitoring locations, website (<http://cpcb.gov.in>) website may be referred.

\* The data available at the portal is provided by different agencies. Any use of this data in research publication or any other form of publication shall duly acknowledge the contribution of respective agencies in generating the data.

### **Health Statements for AQI Categories**

<b>AQI</b>	<b>Category</b>	<b>Color Code</b>	<b>Possible Health Impacts</b>
0-50	Good		Minimal Impact
51-100	Satisfactory		Minor breathing discomfort to sensitive people
101-200	Moderate		Breathing discomfort to the people with lungs, asthma and heart diseases
201-300	Poor		Breathing discomfort to most people on prolonged exposure
301-400	Very Poor		Respiratory illness on prolonged exposure
401-500	Severe		Affects healthy people and seriously impacts those with existing diseases