



## Air Quality Index on Mar 20, 2025 @ 4 PM

(Average of past 24 hours)

S.No	City	Air Quality	Index Value	Prominent Pollutant	No. of Stations Participated/ Total Stations
1	Agartala	Good	37	PM <sub>10</sub>	1/2
2	Agra	Moderate	128	PM <sub>10</sub> , PM <sub>2.5</sub>	6/6
3	Ahmedabad	Satisfactory	96	PM <sub>2.5</sub>	7/9
4	Ahmednagar	Moderate	133	PM <sub>10</sub>	1/1
5	Aizawl	Satisfactory	84	PM <sub>10</sub>	1/1
6	Ajmer	Moderate	104	PM <sub>10</sub>	1/1
7	Akola	Satisfactory	87	PM <sub>10</sub>	1/1
8	Alwar	Satisfactory	75	CO	1/1
9	Amaravati	Good	28	CO	1/1
10	Amravati	Satisfactory	96	O <sub>3</sub>	2/2
11	Amritsar	Satisfactory	62	O <sub>3</sub>	1/1
12	Angul	Satisfactory	100	PM <sub>10</sub>	1/1
13	Ankleshwar	Satisfactory	77	PM <sub>2.5</sub>	1/1
14	Araria	Satisfactory	98	PM <sub>10</sub>	1/1
15	Asansol	Moderate	156	PM <sub>10</sub> , PM <sub>2.5</sub>	4/4
16	Aurangabad (Bihar)	Moderate	148	PM <sub>10</sub>	1/1
17	Aurangabad (Maharashtra)	Satisfactory	93	PM <sub>10</sub> , O <sub>3</sub>	3/3
18	Baddi	Satisfactory	89	O <sub>3</sub>	1/1
19	Badlapur	Moderate	110	PM <sub>10</sub>	1/1
20	Balasore	Good	45	PM <sub>10</sub>	1/1



## Air Quality Index on Mar 20, 2025 @ 4 PM

(Average of past 24 hours)

S.No	City	Air Quality	Index Value	Prominent Pollutant	No. of Stations Participated/ Total Stations
21	Banswara	Moderate	119	PM <sub>10</sub>	1/1
22	Baran	Moderate	109	O <sub>3</sub>	1/1
23	Barbil	Moderate	167	PM <sub>10</sub>	1/1
24	Bareilly	Satisfactory	87	PM <sub>10</sub> , SO <sub>2</sub>	2/2
25	Baripada	Moderate	102	CO	1/1
26	Barmer	Satisfactory	88	PM <sub>10</sub>	1/1
27	Barrackpore	Satisfactory	78	PM <sub>10</sub>	1/1
28	Bathinda	Satisfactory	80	PM <sub>10</sub>	1/1
29	Begusarai	Moderate	178	PM <sub>2.5</sub>	1/1
30	Belapur	Moderate	129	PM <sub>10</sub>	1/1
31	Bengaluru	Satisfactory	75	PM <sub>10</sub>	12/14
32	Bettiah	Moderate	109	PM <sub>10</sub>	1/1
33	Bhagalpur	Satisfactory	100	PM <sub>10</sub>	2/2
34	Bharatpur	Moderate	108	PM <sub>2.5</sub>	1/1
35	Bhilai	Satisfactory	72	PM <sub>10</sub>	3/3
36	Bhilwara	Satisfactory	70	PM <sub>10</sub>	1/1
37	Bhiwadi	Moderate	178	PM <sub>10</sub> , PM <sub>2.5</sub>	2/2
38	Bhiwandi	Satisfactory	90	PM <sub>10</sub>	1/1
39	Bhopal	Moderate	188	O <sub>3</sub>	2/3
40	Bhubaneswar	Satisfactory	52	O <sub>3</sub> , CO	2/2



## Air Quality Index on Mar 20, 2025 @ 4 PM

(Average of past 24 hours)

S.No	City	Air Quality	Index Value	Prominent Pollutant	No. of Stations Participated/ Total Stations
41	Bidar	Good	48	PM <sub>10</sub>	1/1
42	Bihar Sharif	Moderate	102	PM <sub>10</sub>	1/1
43	Bikaner	Moderate	146	PM <sub>10</sub>	1/1
44	Bilaspur	Moderate	119	PM <sub>2.5</sub>	1/1
45	Bileipada	Moderate	139	PM <sub>10</sub>	1/1
46	Boisar	Moderate	110	PM <sub>10</sub>	1/1
47	Brajrajnagar	Moderate	119	PM <sub>10</sub>	1/1
48	Bulandshahr	Moderate	140	PM <sub>2.5</sub>	1/1
49	Bundi	Moderate	119	PM <sub>10</sub>	1/1
50	Buxar	Moderate	109	PM <sub>10</sub>	1/1
51	Byasanagar	Satisfactory	75	O <sub>3</sub>	1/1
52	Byrnihat	Very Poor	324	PM <sub>2.5</sub>	1/1
53	Chandigarh	Satisfactory	78	PM <sub>10</sub> , O <sub>3</sub>	3/3
54	Chandrapur	Satisfactory	70	PM <sub>10</sub>	2/2
55	Charkhi Dadri	Moderate	160	PM <sub>2.5</sub>	1/1
56	Chengalpattu	Satisfactory	62	PM <sub>10</sub>	1/1
57	Chennai	Good	46	PM <sub>10</sub> , CO	7/9
58	Chhal	Satisfactory	99	PM <sub>10</sub>	1/1
59	Chhapra	Satisfactory	80	PM <sub>10</sub>	1/1
60	Chikkaballapur	Satisfactory	55	PM <sub>10</sub>	1/1



## Air Quality Index on Mar 20, 2025 @ 4 PM

(Average of past 24 hours)

S.No	City	Air Quality	Index Value	Prominent Pollutant	No. of Stations Participated/ Total Stations
61	Chittorgarh	Moderate	163	O <sub>3</sub>	1/1
62	Churu	Moderate	118	O <sub>3</sub>	1/1
63	Coimbatore	Good	38	PM <sub>2.5</sub>	2/2
64	Cuddalore	Satisfactory	86	NO <sub>2</sub> , PM <sub>2.5</sub>	2/2
65	Cuttack	Satisfactory	96	CO	1/1
66	Damoh	Good	35	PM <sub>10</sub>	1/1
67	Dausa	Moderate	113	O <sub>3</sub>	1/1
68	Davanagere	Satisfactory	67	PM <sub>2.5</sub>	1/1
69	Dehradun	Good	48	O <sub>3</sub>	1/1
70	Delhi	Moderate	156	PM <sub>10</sub> , PM <sub>2.5</sub>	39/39
71	Dewas	Moderate	116	PM <sub>2.5</sub>	1/1
72	Dharwad	Satisfactory	68	CO	1/1
73	Dholpur	Moderate	119	PM <sub>2.5</sub>	1/1
74	Dhule	Satisfactory	82	O <sub>3</sub>	1/1
75	Dindigul	Good	45	PM <sub>10</sub>	1/1
76	Dungarpur	Satisfactory	84	O <sub>3</sub>	1/1
77	Durgapur	Moderate	187	O <sub>3</sub> , PM <sub>10</sub> , PM <sub>2.5</sub>	3/3
78	Eloor	Satisfactory	76	CO	1/1
79	Faridabad	Satisfactory	74	PM <sub>10</sub>	2/4
80	Firozabad	Satisfactory	81	PM <sub>10</sub>	2/2



## **Air Quality Index on Mar 20, 2025 @ 4 PM**

*(Average of past 24 hours)*

S.No	City	Air Quality	Index Value	Prominent Pollutant	No. of Stations Participated/ Total Stations
81	Gadag	Good	45	PM <sub>10</sub>	1/1
82	Gandhinagar	Satisfactory	100	PM <sub>10</sub> , PM <sub>2.5</sub>	2/3
83	Gangtok	Moderate	116	PM <sub>10</sub>	1/1
84	Gaya	Moderate	102	PM <sub>10</sub> , PM <sub>2.5</sub>	3/3
85	Ghaziabad	Poor	266	PM <sub>2.5</sub>	4/4
86	Gorakhpur	Moderate	168	PM <sub>2.5</sub>	1/1
87	Greater Noida	Moderate	120	PM <sub>10</sub>	2/2
88	Gummidipoondi	Satisfactory	83	PM <sub>10</sub>	1/1
89	Gurugram	Moderate	176	PM <sub>10</sub> , PM <sub>2.5</sub>	3/4
90	Guwahati	Poor	250	PM <sub>2.5</sub>	4/4
91	Gwalior	Moderate	141	PM <sub>10</sub> , PM <sub>2.5</sub>	3/4
92	Hajipur	Poor	259	PM <sub>2.5</sub>	1/1
93	Haldia	Good	44	PM <sub>10</sub>	1/1
94	Hanumangarh	Satisfactory	91	PM <sub>10</sub>	1/1
95	Hapur	Satisfactory	94	PM <sub>2.5</sub>	1/1
96	Hassan	Satisfactory	78	PM <sub>10</sub>	1/1
97	Hosur	Satisfactory	91	PM <sub>10</sub>	1/1
98	Howrah	Satisfactory	97	O <sub>3</sub> , CO, PM <sub>10</sub>	5/5
99	Hubballi	Good	49	PM <sub>10</sub>	1/2
100	Hyderabad	Satisfactory	67	PM <sub>10</sub> , PM <sub>2.5</sub>	13/14



## Air Quality Index on Mar 20, 2025 @ 4 PM

(Average of past 24 hours)

S.No	City	Air Quality	Index Value	Prominent Pollutant	No. of Stations Participated/ Total Stations
101	Indore	Satisfactory	74	PM <sub>10</sub>	4/6
102	Jabalpur	Satisfactory	75	O <sub>3</sub> , CO	3/4
103	Jaipur	Moderate	114	O <sub>3</sub> , PM <sub>10</sub> , PM <sub>2.5</sub>	6/6
104	Jaisalmer	Satisfactory	95	PM <sub>10</sub>	1/1
105	Jalandhar	Satisfactory	67	PM <sub>10</sub>	1/1
106	Jalgaon	Satisfactory	87	PM <sub>10</sub>	1/1
107	Jalore	Satisfactory	82	O <sub>3</sub>	1/1
108	Jhalawar	Satisfactory	63	O <sub>3</sub>	1/1
109	Jhansi	Good	49	PM <sub>2.5</sub>	1/1
110	Jhunjhunu	Moderate	101	PM <sub>10</sub>	1/1
111	Jodhpur	Moderate	143	PM <sub>10</sub> , O <sub>3</sub>	5/5
112	Kadapa	Good	37	PM <sub>10</sub>	1/1
113	Kalaburagi	Satisfactory	55	PM <sub>10</sub> , CO	2/2
114	Kalyan	Moderate	115	PM <sub>10</sub>	2/2
115	Kanchipuram	Good	19	PM <sub>10</sub>	1/1
116	Kannur	Satisfactory	58	PM <sub>10</sub>	1/1
117	Kanpur	Moderate	109	PM <sub>10</sub> , PM <sub>2.5</sub>	3/4
118	Karauli	Moderate	103	O <sub>3</sub>	1/1
119	Karur	Satisfactory	67	PM <sub>2.5</sub>	1/1
120	Karwar	Good	40	PM <sub>10</sub>	1/1



## Air Quality Index on Mar 20, 2025 @ 4 PM

(Average of past 24 hours)

S.No	City	Air Quality	Index Value	Prominent Pollutant	No. of Stations Participated/ Total Stations
121	Kashipur	Moderate	111	PM <sub>2.5</sub>	1/1
122	Katni	Satisfactory	80	PM <sub>10</sub>	1/1
123	Khanna	Satisfactory	66	PM <sub>2.5</sub>	1/1
124	Khurja	Moderate	122	PM <sub>10</sub>	1/1
125	Kishanganj	Moderate	108	PM <sub>10</sub>	1/1
126	Kohima	Moderate	160	PM <sub>2.5</sub>	1/1
127	Kolar	Satisfactory	75	PM <sub>2.5</sub>	1/1
128	Kolhapur	Satisfactory	70	PM <sub>10</sub>	2/2
129	Kolkata	Satisfactory	67	PM <sub>10</sub> , PM <sub>2.5</sub>	6/7
130	Kollam	Satisfactory	71	PM <sub>10</sub>	1/1
131	Koppal	Good	39	PM <sub>10</sub>	1/1
132	Korba	Moderate	137	PM <sub>10</sub>	1/2
133	Kota	Satisfactory	97	PM <sub>10</sub> , PM <sub>2.5</sub>	3/3
134	Latur	Moderate	107	PM <sub>10</sub>	1/1
135	Lucknow	Moderate	116	PM <sub>10</sub> , PM <sub>2.5</sub>	6/6
136	Ludhiana	Satisfactory	96	PM <sub>10</sub>	1/1
137	Madikeri	Good	27	PM <sub>10</sub>	1/1
138	Madurai	Good	31	PM <sub>10</sub>	1/1
139	Mahad	Moderate	122	PM <sub>2.5</sub>	1/1
140	Maihar	Good	28	PM <sub>10</sub>	1/1



## Air Quality Index on Mar 20, 2025 @ 4 PM

(Average of past 24 hours)

S.No	City	Air Quality	Index Value	Prominent Pollutant	No. of Stations Participated/ Total Stations
141	Malegaon	Satisfactory	91	PM <sub>2.5</sub>	1/1
142	Mandi Gobindgarh	Satisfactory	78	CO	1/1
143	Mandideep	Moderate	110	PM <sub>10</sub>	1/1
144	Mangalore	Satisfactory	54	PM <sub>10</sub>	1/1
145	Manguraha	Moderate	115	CO	1/1
146	Meerut	Moderate	145	PM <sub>10</sub> , PM <sub>2.5</sub>	3/3
147	Mira-Bhayandar	Satisfactory	73	PM <sub>10</sub>	1/1
148	Moradabad	Satisfactory	80	O <sub>3</sub> , PM <sub>10</sub>	6/7
149	Motihari	Moderate	128	PM <sub>10</sub>	1/1
150	Mumbai	Satisfactory	88	O <sub>3</sub> , PM <sub>10</sub>	23/30
151	Munger	Moderate	113	PM <sub>10</sub>	1/1
152	Muzaffarnagar	Moderate	178	PM <sub>2.5</sub>	1/1
153	Muzaffarpur	Moderate	125	PM <sub>10</sub> , PM <sub>2.5</sub>	3/3
154	Nagaon	Moderate	133	PM <sub>2.5</sub>	1/1
155	Nagapattinam	Good	38	O <sub>3</sub>	1/1
156	Nagaur	Moderate	124	PM <sub>10</sub>	1/1
157	Nagpur	Satisfactory	85	PM <sub>10</sub>	4/4
158	Nalbari	Poor	299	PM <sub>2.5</sub>	1/1
159	Nanded	Satisfactory	82	PM <sub>10</sub>	1/1
160	Nashik	Moderate	103	PM <sub>10</sub>	4/4





## Air Quality Index on Mar 20, 2025 @ 4 PM

(Average of past 24 hours)

S.No	City	Air Quality	Index Value	Prominent Pollutant	No. of Stations Participated/ Total Stations
161	Navi Mumbai	Moderate	122	PM <sub>10</sub> , NO <sub>2</sub>	4/8
162	Nayagarh	Poor	251	PM <sub>2.5</sub>	1/1
163	Noida	Moderate	132	PM <sub>10</sub> , PM <sub>2.5</sub>	4/4
164	Ooty	Satisfactory	74	PM <sub>10</sub>	1/1
165	Pali	Moderate	148	PM <sub>2.5</sub>	1/1
166	Palkalaiperur	Good	25	PM <sub>10</sub>	1/1
167	Parbhani	Satisfactory	94	O <sub>3</sub>	1/1
168	Patiala	Satisfactory	93	PM <sub>10</sub>	1/1
169	Patna	Moderate	184	PM <sub>10</sub> , PM <sub>2.5</sub>	6/6
170	Pimpri-Chinchwad	Moderate	104	PM <sub>10</sub> , PM <sub>2.5</sub>	4/4
171	Pithampur	Moderate	122	O <sub>3</sub>	1/1
172	Pratapgarh	Moderate	104	O <sub>3</sub>	1/1
173	Prayagraj	Moderate	143	PM <sub>10</sub> , PM <sub>2.5</sub>	3/3
174	Puducherry	Good	23	PM <sub>10</sub>	1/1
175	Pudukottai	Good	26	PM <sub>10</sub>	1/1
176	Pune	Moderate	104	PM <sub>10</sub> , PM <sub>2.5</sub>	10/13
177	Purnia	Moderate	165	PM <sub>2.5</sub>	1/1
178	Raipur	Satisfactory	92	PM <sub>10</sub> , NO <sub>2</sub> , PM <sub>2.5</sub>	4/4
179	Rairangpur	Moderate	140	PM <sub>2.5</sub>	1/1
180	Rajamahendravaram	Good	33	PM <sub>10</sub>	1/1



## Air Quality Index on Mar 20, 2025 @ 4 PM

(Average of past 24 hours)

S.No	City	Air Quality	Index Value	Prominent Pollutant	No. of Stations Participated/ Total Stations
181	Rajsamand	Moderate	170	O <sub>3</sub>	1/1
182	Ramanagara	Good	39	PM <sub>2.5</sub>	1/1
183	Ramanathapuram	Good	36	PM <sub>10</sub>	1/1
184	Ratlam	Moderate	108	PM <sub>10</sub>	1/1
185	Rishikesh	Satisfactory	51	PM <sub>2.5</sub>	1/1
186	Rourkela	Moderate	192	PM <sub>2.5</sub>	2/3
187	Rupnagar	Moderate	105	PM <sub>10</sub>	1/1
188	Sagar	Satisfactory	71	O <sub>3</sub> , PM <sub>2.5</sub>	2/2
189	Saharsa	Moderate	120	PM <sub>2.5</sub>	1/1
190	Salem	Good	36	SO <sub>2</sub>	1/1
191	Samastipur	Poor	264	PM <sub>10</sub>	1/1
192	Sangli	Moderate	103	PM <sub>10</sub>	1/1
193	Sasaram	Moderate	139	PM <sub>2.5</sub>	1/1
194	Satna	Satisfactory	75	NO <sub>2</sub>	1/1
195	Sawai Madhopur	Moderate	120	O <sub>3</sub>	1/1
196	Shillong	Moderate	114	O <sub>3</sub> , PM <sub>2.5</sub>	2/2
197	Sikar	Satisfactory	74	PM <sub>10</sub>	1/1
198	Silchar	Satisfactory	51	PM <sub>10</sub>	1/1
199	Siliguri	Poor	263	PM <sub>2.5</sub>	1/1
200	Singrauli	Moderate	149	PM <sub>10</sub>	1/1



## Air Quality Index on Mar 20, 2025 @ 4 PM

(Average of past 24 hours)

S.No	City	Air Quality	Index Value	Prominent Pollutant	No. of Stations Participated/ Total Stations
201	Sirohi	Satisfactory	58	PM <sub>10</sub>	1/1
202	Sivasagar	Satisfactory	84	PM <sub>10</sub>	1/1
203	Solapur	Satisfactory	85	PM <sub>10</sub>	3/3
204	Sri Ganganagar	Moderate	138	PM <sub>10</sub>	1/1
205	Suakati	Moderate	151	PM <sub>2.5</sub>	1/1
206	Surat	Good	45	SO <sub>2</sub>	1/1
207	Tensa	Moderate	156	PM <sub>10</sub>	1/1
208	Thane	Satisfactory	80	PM <sub>10</sub> , O <sub>3</sub>	2/2
209	Thanjavur	Good	32	PM <sub>10</sub>	1/1
210	Thiruvananthapuram	Poor	240	PM <sub>10</sub> , PM <sub>2.5</sub>	2/2
211	Thrissur	Satisfactory	65	PM <sub>10</sub>	1/1
212	Tiruchirappalli	Good	38	PM <sub>2.5</sub>	1/1
213	Tirumala	Good	31	PM <sub>10</sub>	1/1
214	Tirunelveli	Good	28	PM <sub>2.5</sub>	1/1
215	Tirupati	Satisfactory	61	PM <sub>2.5</sub>	1/1
216	Tirupur	Good	47	CO	1/1
217	Tonk	Satisfactory	88	PM <sub>10</sub>	1/1
218	Tumakuru	Moderate	135	PM <sub>10</sub>	1/1
219	Tumidih	Moderate	173	PM <sub>10</sub>	1/1
220	Udaipur	Satisfactory	100	PM <sub>10</sub>	1/1



## **Air Quality Index on Mar 20, 2025 @ 4 PM**

*(Average of past 24 hours)*

<b>S.No</b>	<b>City</b>	<b>Air Quality</b>	<b>Index Value</b>	<b>Prominent Pollutant</b>	<b>No. of Stations Participated/ Total Stations</b>
221	Ujjain	Good	50	PM <sub>10</sub>	1/1
222	Ulhasnagar	Satisfactory	99	PM <sub>10</sub>	1/1
223	Varanasi	Satisfactory	90	PM <sub>10</sub>	4/4
224	Vatva	Satisfactory	71	PM <sub>10</sub>	1/1
225	Vellore	Good	41	PM <sub>10</sub>	1/1
226	Vijayawada	Satisfactory	61	PM <sub>10</sub> , PM <sub>2.5</sub>	4/4
227	Virar	Satisfactory	77	O <sub>3</sub>	1/1
228	Virudhunagar	Good	31	PM <sub>10</sub>	1/1
229	Visakhapatnam	Satisfactory	64	PM <sub>10</sub>	1/1
230	Vrindavan	Moderate	104	PM <sub>10</sub>	1/1
231	Yadgir	Satisfactory	59	PM <sub>10</sub>	1/1



## **Air Quality Index on Mar 20, 2025 @ 4 PM**

*(Average of past 24 hours)*

### **Cities absent in AQI Bulletin due to insufficient data:**







1) Ambala, 2) Anantapur, 3) Ariyalur, 4) Arrah, 5) Bagalkot, 6) Baghpat, 7) Bahadurgarh, 8) Ballabgarh, 9) Belgaum, 10) Bhiwani, 11) Chamarajanagar, 12) Chikkamagaluru, 13) Chittoor, 14) Darbhanga, 15) Dhanbad, 16) Dharuhera, 17) Ernakulam, 18) Fatehabad, 19) Haveri, 20) Hisar, 21) Imphal, 22) Jalna, 23) Jind, 24) Jorapokhar, 25) Kaithal, 26) Karnal, 27) Katihar, 28) Keonjhar, 29) Kochi, 30) Kozhikode, 31) Kunjemura, 32) Kurukshetra, 33) Mandikhera, 34) Manesar, 35) Milupara, 36) Mysuru, 37) Naharlagun, 38) Nandesari, 39) Narnaul, 40) Palwal, 41) Panchgaon, 42) Panchkula, 43) Panipat, 44) Pathardih, 45) Perundurai, 46) Raichur, 47) Rajgir, 48) Ranipet, 49) Rohtak, 50) Shivamogga, 51) Sirsa, 52) Siwan, 53) Sonipat, 54) Sri vijaya puram, 55) Srinagar, 56) Talcher, 57) Thoothukudi, 58) Udupi, 59) Vapi, 60) Vijayapura, 61) Yamuna nagar.

### **Note:**

\* In case of a city with multiple monitoring locations, average value is used to indicate air quality. Air quality may show variations across locations, and averaging is not a scientifically sound approach. However, for the sake of simplicity this method is being followed. For AQI of monitoring locations, website (<http://cpcb.gov.in>) website may be referred.

\* The data available at the portal is provided by different agencies. Any use of this data in research publication or any other form of publication shall duly acknowledge the contribution of respective agencies in generating the data.

### **Health Statements for AQI Categories**

<b>AQI</b>	<b>Category</b>	<b>Color Code</b>	<b>Possible Health Impacts</b>
0-50	Good		Minimal Impact
51-100	Satisfactory		Minor breathing discomfort to sensitive people
101-200	Moderate		Breathing discomfort to the people with lungs, asthma and heart diseases
201-300	Poor		Breathing discomfort to most people on prolonged exposure
301-400	Very Poor		Respiratory illness on prolonged exposure
401-500	Severe		Affects healthy people and seriously impacts those with existing diseases