



Air Quality Index on Feb 19, 2025 @ 4 PM

(Average of past 24 hours)

S.No	City	Air Quality	Index Value	Prominent Pollutant	No. of Stations Participated/ Total Stations
1	Agartala	Satisfactory	67	O ₃	1/2
2	Agra	Satisfactory	89	PM ₁₀ , PM _{2.5}	6/6
3	Ahmedabad	Moderate	117	PM _{2.5}	7/9
4	Ahmednagar	Moderate	164	O ₃	1/1
5	Ajmer	Satisfactory	72	PM ₁₀	1/1
6	Akola	Satisfactory	90	PM ₁₀	1/1
7	Alwar	Satisfactory	71	PM ₁₀	1/1
8	Amaravati	Satisfactory	83	PM _{2.5}	1/1
9	Amravati	Satisfactory	100	PM ₁₀	2/2
10	Amritsar	Satisfactory	86	PM ₁₀	1/1
11	Anantapur	Satisfactory	64	PM ₁₀	1/1
12	Angul	Moderate	176	PM _{2.5}	1/1
13	Ankleshwar	Moderate	106	PM _{2.5}	1/1
14	Araria	Moderate	128	PM _{2.5}	1/1
15	Ariyalur	Moderate	122	PM ₁₀	1/1
16	Arrah	Moderate	133	PM ₁₀	1/1
17	Asansol	Poor	211	PM ₁₀ , PM _{2.5}	4/4
18	Aurangabad (Bihar)	Moderate	188	PM ₁₀	1/1
19	Aurangabad (Maharashtra)	Satisfactory	80	PM ₁₀	3/3
20	Baddi	Moderate	143	PM _{2.5}	1/1



Air Quality Index on Feb 19, 2025 @ 4 PM

(Average of past 24 hours)

S.No	City	Air Quality	Index Value	Prominent Pollutant	No. of Stations Participated/ Total Stations
21	Badlapur	Moderate	126	PM ₁₀	1/1
22	Baghpat	Moderate	135	PM ₁₀	1/2
23	Banswara	Moderate	121	PM ₁₀	1/1
24	Baran	Satisfactory	100	PM ₁₀	1/1
25	Barbil	Poor	232	PM ₁₀	1/1
26	Bareilly	Good	48	PM ₁₀ , SO ₂	2/2
27	Baripada	Moderate	144	PM _{2.5}	1/1
28	Barmer	Satisfactory	99	PM ₁₀	1/1
29	Barrackpore	Moderate	144	PM ₁₀	1/1
30	Bathinda	Satisfactory	56	PM ₁₀	1/1
31	Begusarai	Moderate	132	PM ₁₀	1/1
32	Belapur	Moderate	138	PM ₁₀	1/1
33	Bengaluru	Satisfactory	93	PM ₁₀	12/14
34	Bettiah	Moderate	185	PM ₁₀	1/1
35	Bhagalpur	Moderate	166	PM _{2.5}	2/2
36	Bharatpur	Satisfactory	87	PM ₁₀	1/1
37	Bhilai	Satisfactory	94	PM ₁₀	3/3
38	Bhilwara	Moderate	135	PM _{2.5}	1/1
39	Bhiwadi	Moderate	165	PM ₁₀ , PM _{2.5}	2/2
40	Bhiwandi	Moderate	133	PM ₁₀	1/1



Air Quality Index on Feb 19, 2025 @ 4 PM

(Average of past 24 hours)

S.No	City	Air Quality	Index Value	Prominent Pollutant	No. of Stations Participated/ Total Stations
41	Bhopal	Moderate	128	PM ₁₀ , O ₃	3/3
42	Bhubaneswar	Satisfactory	88	PM ₁₀	2/2
43	Bihar Sharif	Moderate	159	PM ₁₀	1/1
44	Bikaner	Moderate	110	PM ₁₀	1/1
45	Bilaspur	Satisfactory	74	PM ₁₀	1/1
46	Bileipada	Moderate	137	PM ₁₀	1/1
47	Boisar	Moderate	112	PM ₁₀	1/1
48	Brajrajnagar	Moderate	156	O ₃	1/1
49	Bulandshahr	Moderate	156	PM ₁₀	1/1
50	Bundi	Moderate	126	PM _{2.5}	1/1
51	Buxar	Poor	224	PM _{2.5}	1/1
52	Byasanagar	Moderate	101	PM ₁₀	1/1
53	Chamarajanagar	Good	45	PM ₁₀	1/1
54	Chandigarh	Satisfactory	93	PM ₁₀ , PM _{2.5} , O ₃	3/3
55	Chandrapur	Moderate	117	PM ₁₀	2/2
56	Charkhi Dadri	Moderate	145	PM _{2.5}	1/1
57	Chennai	Satisfactory	92	PM ₁₀ , CO	8/9
58	Chhal	Satisfactory	90	PM ₁₀	1/1
59	Chhapra	Moderate	118	PM _{2.5}	1/1
60	Chikkaballapur	Satisfactory	73	PM ₁₀	1/1



Air Quality Index on Feb 19, 2025 @ 4 PM

(Average of past 24 hours)

S.No	City	Air Quality	Index Value	Prominent Pollutant	No. of Stations Participated/ Total Stations
61	Chikkamagaluru	Satisfactory	62	PM _{2.5}	1/1
62	Chittoor	Satisfactory	85	PM _{2.5}	1/1
63	Chittorgarh	Moderate	132	PM ₁₀	1/1
64	Churu	Moderate	150	PM ₁₀	1/1
65	Coimbatore	Moderate	144	PM _{2.5} , O ₃	2/2
66	Cuddalore	Satisfactory	90	PM ₁₀ , PM _{2.5}	2/2
67	Cuttack	Satisfactory	97	PM ₁₀	1/1
68	Damoh	Satisfactory	55	PM ₁₀	1/1
69	Dausa	Moderate	163	PM ₁₀	1/1
70	Davanagere	Moderate	122	PM _{2.5}	1/1
71	Dehradun	Satisfactory	74	PM ₁₀	1/1
72	Delhi	Moderate	180	PM ₁₀ , O ₃	37/39
73	Dewas	Moderate	111	PM ₁₀	1/1
74	Dharwad	Satisfactory	67	PM ₁₀	1/1
75	Dholpur	Moderate	150	PM _{2.5}	1/1
76	Dhule	Satisfactory	71	PM ₁₀	1/1
77	Dindigul	Moderate	120	PM ₁₀	1/1
78	Dungarpur	Satisfactory	87	PM ₁₀	1/1
79	Durgapur	Moderate	198	PM ₁₀ , PM _{2.5}	2/3
80	Eloor	Satisfactory	83	PM _{2.5}	1/1



Air Quality Index on Feb 19, 2025 @ 4 PM

(Average of past 24 hours)

S.No	City	Air Quality	Index Value	Prominent Pollutant	No. of Stations Participated/ Total Stations
81	Faridabad	Moderate	131	PM ₁₀ , PM _{2.5}	3/4
82	Firozabad	Satisfactory	76	PM ₁₀ , PM _{2.5}	2/2
83	Gandhinagar	Satisfactory	95	PM ₁₀ , PM _{2.5}	3/3
84	Gangtok	Satisfactory	90	PM _{2.5}	1/1
85	Gaya	Moderate	154	PM ₁₀ , PM _{2.5} , CO	3/3
86	Ghaziabad	Moderate	115	NO ₂ , PM ₁₀	4/4
87	Gorakhpur	Moderate	156	PM _{2.5}	1/1
88	Greater Noida	Moderate	136	PM ₁₀ , O ₃	2/2
89	Gummidipoondi	Moderate	172	PM _{2.5}	1/1
90	Gurugram	Moderate	181	PM ₁₀ , PM _{2.5}	3/4
91	Guwahati	Moderate	154	PM _{2.5}	4/4
92	Gwalior	Poor	207	PM _{2.5}	3/4
93	Hajipur	Very Poor	308	PM _{2.5}	1/1
94	Haldia	Satisfactory	72	PM ₁₀	1/1
95	Hanumangarh	Moderate	150	PM ₁₀	1/1
96	Hapur	Satisfactory	78	PM ₁₀	1/1
97	Hassan	Satisfactory	100	PM ₁₀	1/1
98	Howrah	Moderate	129	PM ₁₀ , PM _{2.5}	3/5
99	Hubballi	Satisfactory	53	PM ₁₀	1/2
100	Hyderabad	Satisfactory	90	PM ₁₀	11/14



Air Quality Index on Feb 19, 2025 @ 4 PM

(Average of past 24 hours)

S.No	City	Air Quality	Index Value	Prominent Pollutant	No. of Stations Participated/ Total Stations
101	Indore	Satisfactory	80	PM ₁₀	4/6
102	Jabalpur	Satisfactory	82	PM ₁₀ , O ₃	4/4
103	Jaipur	Moderate	114	NO ₂ , PM ₁₀ , O ₃	6/6
104	Jaisalmer	Satisfactory	92	PM ₁₀	1/1
105	Jalandhar	Satisfactory	81	PM ₁₀	1/1
106	Jalgaon	Moderate	130	PM ₁₀	1/1
107	Jalore	Moderate	149	PM ₁₀	1/1
108	Jhalawar	Moderate	156	PM _{2.5}	1/1
109	Jhansi	Good	43	PM _{2.5}	1/1
110	Jhunjhunu	Moderate	138	PM ₁₀	1/1
111	Jodhpur	Moderate	106	PM ₁₀	5/5
112	Kadapa	Moderate	110	O ₃	1/1
113	Kalaburagi	Satisfactory	64	PM ₁₀ , CO	2/2
114	Kalyan	Moderate	116	PM ₁₀	1/2
115	Kanchipuram	Good	42	PM ₁₀	1/1
116	Kanpur	Moderate	114	PM _{2.5}	3/4
117	Karauli	Satisfactory	82	PM ₁₀	1/1
118	Karur	Satisfactory	82	PM _{2.5}	1/1
119	Karwar	Satisfactory	56	PM ₁₀	1/1
120	Katihar	Satisfactory	97	PM _{2.5}	1/1



Air Quality Index on Feb 19, 2025 @ 4 PM

(Average of past 24 hours)

S.No	City	Air Quality	Index Value	Prominent Pollutant	No. of Stations Participated/ Total Stations
121	Katni	Moderate	151	O ₃	1/1
122	Keonjhar	Moderate	122	PM ₁₀	1/1
123	Khanna	Satisfactory	81	PM ₁₀	1/1
124	Khurja	Moderate	151	PM ₁₀	1/1
125	Kishanganj	Poor	212	PM ₁₀	1/1
126	Kolar	Satisfactory	60	CO	1/1
127	Kolhapur	Satisfactory	64	PM ₁₀ , PM _{2.5}	2/2
128	Kolkata	Satisfactory	90	PM ₁₀	7/7
129	Korba	Satisfactory	79	PM ₁₀	1/2
130	Kota	Moderate	121	PM ₁₀ , PM _{2.5}	3/3
131	Kunjemura	Poor	212	PM ₁₀	1/1
132	Latur	Moderate	111	PM _{2.5}	1/1
133	Lucknow	Moderate	152	PM _{2.5}	6/6
134	Ludhiana	Satisfactory	89	PM ₁₀	1/1
135	Madikeri	Satisfactory	53	PM ₁₀	1/1
136	Madurai	Satisfactory	77	PM ₁₀	1/1
137	Mahad	Moderate	121	PM _{2.5}	1/1
138	Maihar	Satisfactory	52	PM ₁₀	1/1
139	Malegaon	Satisfactory	88	PM _{2.5}	1/1
140	Mandideep	Moderate	148	PM ₁₀	1/1



Air Quality Index on Feb 19, 2025 @ 4 PM

(Average of past 24 hours)

S.No	City	Air Quality	Index Value	Prominent Pollutant	No. of Stations Participated/ Total Stations
141	Mangalore	Satisfactory	73	PM ₁₀	1/1
142	Manguraha	Moderate	151	PM _{2.5}	1/1
143	Meerut	Satisfactory	90	PM ₁₀	3/3
144	Milupara	Satisfactory	95	PM ₁₀	1/1
145	Mira-Bhayandar	Moderate	132	PM _{2.5}	1/1
146	Moradabad	Satisfactory	77	PM ₁₀	6/7
147	Motihari	Moderate	133	PM ₁₀	1/1
148	Mumbai	Moderate	122	PM ₁₀ , PM _{2.5}	24/30
149	Munger	Moderate	132	PM ₁₀	1/1
150	Muzaffarnagar	Moderate	137	PM _{2.5}	1/1
151	Muzaffarpur	Poor	214	PM _{2.5}	2/3
152	Nagaon	Satisfactory	76	PM ₁₀	1/1
153	Nagapattinam	Satisfactory	63	PM _{2.5}	1/1
154	Nagaur	Moderate	111	PM ₁₀	1/1
155	Nagpur	Moderate	128	PM ₁₀	4/4
156	Nalbari	Moderate	138	PM ₁₀	1/1
157	Nanded	Satisfactory	99	PM ₁₀	1/1
158	Nashik	Moderate	104	PM ₁₀	4/4
159	Navi Mumbai	Moderate	134	PM ₁₀ , PM _{2.5}	4/8
160	Nayagarh	Moderate	154	PM _{2.5}	1/1



Air Quality Index on Feb 19, 2025 @ 4 PM

(Average of past 24 hours)

S.No	City	Air Quality	Index Value	Prominent Pollutant	No. of Stations Participated/ Total Stations
161	Noida	Moderate	106	PM ₁₀	4/4
162	Ooty	Satisfactory	52	PM ₁₀	1/1
163	Pali	Moderate	134	PM _{2.5}	1/1
164	Palkalaiperur	Satisfactory	60	PM ₁₀	1/1
165	Parbhani	Satisfactory	72	PM ₁₀	1/1
166	Patiala	Satisfactory	94	PM ₁₀	1/1
167	Patna	Poor	260	PM _{2.5}	5/6
168	Pimpri-Chinchwad	Moderate	118	PM ₁₀	3/4
169	Pithampur	Moderate	125	PM ₁₀	1/1
170	Pratapgarh	Moderate	110	PM ₁₀	1/1
171	Prayagraj	Good	40	PM ₁₀ , PM _{2.5}	2/3
172	Puducherry	Satisfactory	71	PM _{2.5}	1/1
173	Pudukottai	Satisfactory	91	PM ₁₀	1/1
174	Pune	Moderate	143	PM _{2.5} , O ₃	9/13
175	Purnia	Moderate	151	PM _{2.5}	1/1
176	Raipur	Moderate	114	PM ₁₀ , PM _{2.5}	3/4
177	Rairangpur	Moderate	191	PM _{2.5}	1/1
178	Rajahmendravaram	Satisfactory	84	PM ₁₀	1/1
179	Rajgir	Poor	286	PM _{2.5}	1/1
180	Rajsamand	Satisfactory	92	O ₃	1/1



Air Quality Index on Feb 19, 2025 @ 4 PM

(Average of past 24 hours)

S.No	City	Air Quality	Index Value	Prominent Pollutant	No. of Stations Participated/ Total Stations
181	Ramanagara	Satisfactory	73	PM _{2.5}	1/1
182	Ramanathapuram	Good	49	PM ₁₀	1/1
183	Ranipet	Satisfactory	92	PM _{2.5}	1/1
184	Ratlam	Moderate	121	PM ₁₀	1/1
185	Rishikesh	Satisfactory	63	PM ₁₀	1/1
186	Rourkela	Moderate	158	PM ₁₀ , PM _{2.5}	3/3
187	Sagar	Satisfactory	96	PM ₁₀ , PM _{2.5}	2/2
188	Saharsa	Moderate	199	PM _{2.5}	1/1
189	Salem	Moderate	152	PM _{2.5}	1/1
190	Samastipur	Satisfactory	66	PM ₁₀	1/1
191	Sangli	Moderate	183	O ₃	1/1
192	Sasaram	Poor	204	PM _{2.5}	1/1
193	Satna	Satisfactory	62	PM ₁₀	1/1
194	Sawai Madhopur	Moderate	120	PM _{2.5}	1/1
195	Shivamogga	Satisfactory	63	O ₃	1/1
196	Sikar	Moderate	102	PM ₁₀	1/1
197	Silchar	Satisfactory	65	PM ₁₀	1/1
198	Siliguri	Moderate	128	PM ₁₀	1/1
199	Singrauli	Moderate	169	PM ₁₀	1/1
200	Sirohi	Satisfactory	88	PM ₁₀	1/1



Air Quality Index on Feb 19, 2025 @ 4 PM

(Average of past 24 hours)

S.No	City	Air Quality	Index Value	Prominent Pollutant	No. of Stations Participated/ Total Stations
201	Sivasagar	Satisfactory	69	PM ₁₀	1/1
202	Solapur	Moderate	113	PM ₁₀	2/3
203	Sri Ganganagar	Moderate	106	CO	1/1
204	Suakati	Moderate	167	PM _{2.5}	1/1
205	Surat	Satisfactory	67	PM ₁₀	1/1
206	Talcher	Moderate	132	PM _{2.5}	1/1
207	Tensa	Moderate	152	PM ₁₀	1/1
208	Thane	Satisfactory	91	PM ₁₀	2/2
209	Thanjavur	Good	44	PM ₁₀	1/1
210	Thiruvananthapuram	Poor	267	PM ₁₀ , PM _{2.5}	2/2
211	Thoothukudi	Satisfactory	54	PM ₁₀	1/1
212	Thrissur	Satisfactory	57	PM ₁₀	1/1
213	Tiruchirappalli	Satisfactory	90	PM ₁₀	1/1
214	Tirumala	Satisfactory	81	PM _{2.5}	1/1
215	Tirunelveli	Good	34	PM ₁₀	1/1
216	Tirupur	Moderate	112	PM ₁₀	1/1
217	Tonk	Satisfactory	95	PM ₁₀	1/1
218	Tumakuru	Moderate	165	PM _{2.5}	1/1
219	Tumidih	Moderate	129	PM ₁₀	1/1
220	Udaipur	Satisfactory	89	PM ₁₀	1/1



Air Quality Index on Feb 19, 2025 @ 4 PM

(Average of past 24 hours)

S.No	City	Air Quality	Index Value	Prominent Pollutant	No. of Stations Participated/ Total Stations
221	Ujjain	Satisfactory	96	PM ₁₀	1/1
222	Ulhasnagar	Moderate	117	PM ₁₀	1/1
223	Vapi	Moderate	108	PM _{2.5}	1/1
224	Varanasi	Satisfactory	57	PM ₁₀ , PM _{2.5}	4/4
225	Vatva	Moderate	126	PM _{2.5}	1/1
226	Vellore	Moderate	101	PM _{2.5}	1/1
227	Vijayapura	Good	47	PM ₁₀	1/1
228	Vijayawada	Satisfactory	68	PM ₁₀ , PM _{2.5}	4/4
229	Virar	Satisfactory	89	PM ₁₀	1/1
230	Virudhunagar	Moderate	106	PM ₁₀	1/1
231	Visakhapatnam	Poor	300	O ₃	1/1
232	Vrindavan	Satisfactory	95	PM ₁₀	1/1
233	Yadgir	Satisfactory	97	PM ₁₀	1/1



Air Quality Index on Feb 19, 2025 @ 4 PM

(Average of past 24 hours)

Cities absent in AQI Bulletin due to insufficient data:







1) Aizawl, 2) Ambala, 3) Bagalkot, 4) Bahadurgarh, 5) Balasore, 6) Ballabgarh, 7) Belgaum, 8) Bhiwani, 9) Bidar, 10) Byrnihat, 11) Chengalpattu, 12) Darbhanga, 13) Dhanbad, 14) Dharuhera, 15) Ernakulam, 16) Fatehabad, 17) Gadag, 18) Haveri, 19) Hisar, 20) Hosur, 21) Imphal, 22) Jalna, 23) Jind, 24) Jorapokhar, 25) Kaithal, 26) Kannur, 27) Karnal, 28) Kashipur, 29) Kochi, 30) Kohima, 31) Kollam, 32) Koppal, 33) Kozhikode, 34) Kurukshetra, 35) Mandi gobindgarh, 36) Mandikhera, 37) Manesar, 38) Mysuru, 39) Naharlagun, 40) Nandesari, 41) Narnaul, 42) Palwal, 43) Panchgaon, 44) Panchkula, 45) Panipat, 46) Pathardih, 47) Perundurai, 48) Raichur, 49) Rohtak, 50) Rupnagar, 51) Shillong, 52) Sirsa, 53) Siwan, 54) Sonipat, 55) Sri vijaya puram, 56) Srinagar, 57) Tirupati, 58) Udupi, 59) Yamuna nagar.

Note:

* In case of a city with multiple monitoring locations, average value is used to indicate air quality. Air quality may show variations across locations, and averaging is not a scientifically sound approach. However, for the sake of simplicity this method is being followed. For AQI of monitoring locations, website (<http://cpcb.gov.in>) website may be referred.

* The data available at the portal is provided by different agencies. Any use of this data in research publication or any other form of publication shall duly acknowledge the contribution of respective agencies in generating the data.

Health Statements for AQI Categories

AQI	Category	Color Code	Possible Health Impacts
0-50	Good		Minimal Impact
51-100	Satisfactory		Minor breathing discomfort to sensitive people
101-200	Moderate		Breathing discomfort to the people with lungs, asthma and heart diseases
201-300	Poor		Breathing discomfort to most people on prolonged exposure
301-400	Very Poor		Respiratory illness on prolonged exposure
401-500	Severe		Affects healthy people and seriously impacts those with existing diseases