



## Air Quality Index on Feb 17, 2025 @ 4 PM

(Average of past 24 hours)

S.No	City	Air Quality	Index Value	Prominent Pollutant	No. of Stations Participated/ Total Stations
1	Agartala	Satisfactory	87	O <sub>3</sub>	1/2
2	Agra	Satisfactory	89	PM <sub>10</sub>	6/6
3	Ahmedabad	Moderate	125	PM <sub>2.5</sub>	7/9
4	Ahmednagar	Moderate	159	O <sub>3</sub>	1/1
5	Aizawl	Satisfactory	84	PM <sub>10</sub>	1/1
6	Ajmer	Satisfactory	69	PM <sub>10</sub>	1/1
7	Akola	Satisfactory	90	PM <sub>10</sub>	1/1
8	Alwar	Satisfactory	93	PM <sub>10</sub>	1/1
9	Amaravati	Satisfactory	62	PM <sub>10</sub>	1/1
10	Amravati	Moderate	110	PM <sub>10</sub>	2/2
11	Amritsar	Satisfactory	91	CO	1/1
12	Anantapur	Satisfactory	65	PM <sub>10</sub>	1/1
13	Angul	Moderate	146	PM <sub>10</sub>	1/1
14	Ankleshwar	Satisfactory	100	PM <sub>2.5</sub>	1/1
15	Araria	Satisfactory	89	PM <sub>2.5</sub>	1/1
16	Ariyalur	Satisfactory	53	PM <sub>10</sub>	1/1
17	Arrah	Moderate	126	PM <sub>10</sub>	1/1
18	Asansol	Moderate	185	PM <sub>2.5</sub> , PM <sub>10</sub>	4/4
19	Aurangabad (Bihar)	Poor	205	PM <sub>10</sub>	1/1
20	Aurangabad (Maharashtra)	Satisfactory	95	PM <sub>10</sub>	3/3



## Air Quality Index on Feb 17, 2025 @ 4 PM

(Average of past 24 hours)

S.No	City	Air Quality	Index Value	Prominent Pollutant	No. of Stations Participated/ Total Stations
21	Baddi	Moderate	176	PM <sub>2.5</sub>	1/1
22	Badlapur	Moderate	105	PM <sub>10</sub>	1/1
23	Baghpat	Moderate	165	PM <sub>10</sub>	1/2
24	Balasure	Moderate	151	PM <sub>2.5</sub>	1/1
25	Banswara	Moderate	131	PM <sub>10</sub>	1/1
26	Barbil	Moderate	178	PM <sub>10</sub>	1/1
27	Bareilly	Satisfactory	56	PM <sub>10</sub> , SO <sub>2</sub>	2/2
28	Baripada	Satisfactory	93	PM <sub>10</sub>	1/1
29	Barmer	Satisfactory	87	PM <sub>10</sub>	1/1
30	Barrackpore	Moderate	148	PM <sub>2.5</sub>	1/1
31	Bathinda	Satisfactory	65	PM <sub>10</sub>	1/1
32	Begusarai	Poor	202	PM <sub>10</sub>	1/1
33	Belapur	Moderate	114	PM <sub>10</sub>	1/1
34	Bengaluru	Satisfactory	80	PM <sub>2.5</sub> , PM <sub>10</sub>	13/14
35	Bettiah	Moderate	161	PM <sub>10</sub>	1/1
36	Bhagalpur	Moderate	116	PM <sub>2.5</sub> , CO	2/2
37	Bharatpur	Moderate	132	PM <sub>2.5</sub>	1/1
38	Bhilai	Satisfactory	74	PM <sub>10</sub>	3/3
39	Bhilwara	Moderate	151	PM <sub>2.5</sub>	1/1
40	Bhiwadi	Moderate	183	PM <sub>2.5</sub>	2/2



## Air Quality Index on Feb 17, 2025 @ 4 PM

(Average of past 24 hours)

S.No	City	Air Quality	Index Value	Prominent Pollutant	No. of Stations Participated/ Total Stations
41	Bhiwandi	Moderate	156	PM <sub>2.5</sub>	1/1
42	Bhopal	Moderate	129	PM <sub>10</sub>	2/3
43	Bhubaneswar	Moderate	102	PM <sub>2.5</sub> , PM <sub>10</sub>	2/2
44	Bikaner	Moderate	116	PM <sub>10</sub>	1/1
45	Bilaspur	Satisfactory	73	PM <sub>10</sub>	1/1
46	Bileipada	Moderate	128	PM <sub>10</sub>	1/1
47	Boisar	Moderate	171	PM <sub>2.5</sub>	1/1
48	Brajrajnagar	Moderate	174	O <sub>3</sub>	1/1
49	Bulandshahr	Moderate	148	PM <sub>10</sub>	1/1
50	Bundi	Moderate	130	PM <sub>10</sub>	1/1
51	Byasanagar	Moderate	128	PM <sub>10</sub>	1/1
52	Chamarajanagar	Good	44	PM <sub>10</sub>	1/1
53	Chandigarh	Moderate	184	PM <sub>2.5</sub>	3/3
54	Chandrapur	Moderate	198	PM <sub>10</sub>	1/2
55	Charkhi Dadri	Moderate	137	PM <sub>2.5</sub>	1/1
56	Chennai	Satisfactory	82	PM <sub>2.5</sub> , PM <sub>10</sub> , CO	8/9
57	Chhal	Moderate	113	PM <sub>10</sub>	1/1
58	Chikkaballapur	Satisfactory	78	PM <sub>2.5</sub>	1/1
59	Chikkamagaluru	Good	45	PM <sub>10</sub>	1/1
60	Chittoor	Satisfactory	96	PM <sub>2.5</sub>	1/1



## **Air Quality Index on Feb 17, 2025 @ 4 PM**

*(Average of past 24 hours)*

S.No	City	Air Quality	Index Value	Prominent Pollutant	No. of Stations Participated/ Total Stations
61	Chittorgarh	Moderate	112	PM <sub>10</sub>	1/1
62	Churu	Moderate	154	PM <sub>10</sub>	1/1
63	Coimbatore	Satisfactory	61	PM <sub>10</sub>	1/2
64	Cuddalore	Satisfactory	86	PM <sub>2.5</sub>	2/2
65	Cuttack	Moderate	107	PM <sub>10</sub>	1/1
66	Damoh	Good	49	PM <sub>10</sub>	1/1
67	Dausa	Moderate	188	PM <sub>10</sub>	1/1
68	Davanagere	Satisfactory	58	PM <sub>2.5</sub>	1/1
69	Dehradun	Satisfactory	80	PM <sub>10</sub>	1/1
70	Delhi	Poor	231	PM <sub>2.5</sub> , O <sub>3</sub>	37/39
71	Dewas	Moderate	126	PM <sub>10</sub>	1/1
72	Dhanbad	Moderate	171	PM <sub>10</sub>	1/2
73	Dholpur	Moderate	137	PM <sub>10</sub>	1/1
74	Dindigul	Satisfactory	98	PM <sub>10</sub>	1/1
75	Durgapur	Moderate	198	PM <sub>2.5</sub> , PM <sub>10</sub>	3/3
76	Eloor	Satisfactory	76	PM <sub>2.5</sub>	1/1
77	Faridabad	Moderate	165	PM <sub>2.5</sub> , PM <sub>10</sub>	3/4
78	Firozabad	Satisfactory	58	PM <sub>10</sub>	2/2
79	Gandhinagar	Satisfactory	95	PM <sub>2.5</sub> , PM <sub>10</sub>	3/3
80	Gaya	Moderate	176	PM <sub>2.5</sub> , PM <sub>10</sub> , CO	3/3



## Air Quality Index on Feb 17, 2025 @ 4 PM

(Average of past 24 hours)

S.No	City	Air Quality	Index Value	Prominent Pollutant	No. of Stations Participated/ Total Stations
81	Ghaziabad	Moderate	129	PM <sub>2.5</sub>	4/4
82	Gorakhpur	Moderate	153	PM <sub>2.5</sub>	1/1
83	Greater Noida	Moderate	158	PM <sub>2.5</sub> , PM <sub>10</sub>	2/2
84	Gummidipoondi	Moderate	159	PM <sub>2.5</sub>	1/1
85	Gurugram	Poor	228	PM <sub>2.5</sub>	3/4
86	Guwahati	Satisfactory	93	PM <sub>2.5</sub> , CO	3/4
87	Gwalior	Moderate	159	PM <sub>2.5</sub>	3/4
88	Haldia	Satisfactory	94	PM <sub>10</sub>	1/1
89	Hapur	Moderate	156	O <sub>3</sub>	1/1
90	Hassan	Satisfactory	76	PM <sub>10</sub>	1/1
91	Haveri	Good	31	CO	1/1
92	Howrah	Moderate	113	PM <sub>2.5</sub> , PM <sub>10</sub>	5/5
93	Hubballi	Good	48	PM <sub>2.5</sub> , PM <sub>10</sub>	2/2
94	Hyderabad	Satisfactory	87	PM <sub>10</sub>	13/14
95	Indore	Satisfactory	71	PM <sub>2.5</sub> , PM <sub>10</sub>	5/6
96	Jabalpur	Satisfactory	77	PM <sub>10</sub> , O <sub>3</sub>	4/4
97	Jaipur	Moderate	140	PM <sub>2.5</sub> , O <sub>3</sub> , NO <sub>2</sub>	6/6
98	Jaisalmer	Moderate	106	PM <sub>10</sub>	1/1
99	Jalandhar	Satisfactory	86	PM <sub>10</sub>	1/1
100	Jalgaon	Moderate	107	PM <sub>10</sub>	1/1



## Air Quality Index on Feb 17, 2025 @ 4 PM

(Average of past 24 hours)

S.No	City	Air Quality	Index Value	Prominent Pollutant	No. of Stations Participated/ Total Stations
101	Jalna	Moderate	107	PM <sub>10</sub>	1/1
102	Jalore	Satisfactory	87	PM <sub>10</sub>	1/1
103	Jhalawar	Moderate	106	PM <sub>10</sub>	1/1
104	Jhansi	Good	41	PM <sub>2.5</sub>	1/1
105	Jhunjhunu	Moderate	174	PM <sub>2.5</sub>	1/1
106	Jodhpur	Moderate	149	PM <sub>2.5</sub> , PM <sub>10</sub>	5/5
107	Kadapa	Moderate	110	O <sub>3</sub>	1/1
108	Kalaburagi	Satisfactory	58	PM <sub>10</sub> , CO	2/2
109	Kalyan	Satisfactory	87	PM <sub>10</sub>	2/2
110	Kanchipuram	Good	44	PM <sub>10</sub>	1/1
111	Kanpur	Moderate	114	PM <sub>2.5</sub>	3/4
112	Karauli	Moderate	110	O <sub>3</sub>	1/1
113	Karur	Satisfactory	95	PM <sub>2.5</sub>	1/1
114	Katihar	Satisfactory	65	PM <sub>2.5</sub>	1/1
115	Katni	Moderate	131	PM <sub>10</sub>	1/1
116	Keonjhar	Moderate	112	PM <sub>10</sub>	1/1
117	Khanna	Satisfactory	82	PM <sub>10</sub>	1/1
118	Khurja	Moderate	157	PM <sub>10</sub>	1/1
119	Kishanganj	Moderate	111	PM <sub>10</sub>	1/1
120	Kohima	Moderate	113	PM <sub>2.5</sub>	1/1



## Air Quality Index on Feb 17, 2025 @ 4 PM

(Average of past 24 hours)

S.No	City	Air Quality	Index Value	Prominent Pollutant	No. of Stations Participated/ Total Stations
121	Kolar	Satisfactory	57	CO	1/1
122	Kolhapur	Satisfactory	80	PM <sub>2.5</sub> , PM <sub>10</sub>	2/2
123	Kolkata	Satisfactory	88	PM <sub>2.5</sub> , PM <sub>10</sub>	7/7
124	Korba	Satisfactory	78	PM <sub>10</sub>	2/2
125	Kota	Moderate	138	PM <sub>2.5</sub> , PM <sub>10</sub>	3/3
126	Kunjemura	Moderate	188	PM <sub>10</sub>	1/1
127	Latur	Satisfactory	93	PM <sub>10</sub>	1/1
128	Lucknow	Moderate	193	PM <sub>2.5</sub>	5/6
129	Ludhiana	Moderate	133	PM <sub>2.5</sub>	1/1
130	Madikeri	Satisfactory	57	PM <sub>10</sub>	1/1
131	Madurai	Satisfactory	57	PM <sub>10</sub>	1/1
132	Mahad	Satisfactory	100	PM <sub>10</sub>	1/1
133	Maihar	Satisfactory	54	PM <sub>10</sub>	1/1
134	Mandi Gobindgarh	Moderate	167	PM <sub>2.5</sub>	1/1
135	Mangalore	Good	37	CO	1/1
136	Manguraha	Satisfactory	99	PM <sub>10</sub>	1/1
137	Meerut	Moderate	111	PM <sub>10</sub>	2/3
138	Milupara	Satisfactory	97	PM <sub>10</sub>	1/1
139	Mira-Bhayandar	Moderate	105	PM <sub>10</sub>	1/1
140	Moradabad	Satisfactory	92	PM <sub>2.5</sub> , O <sub>3</sub> , PM <sub>10</sub>	5/7



## Air Quality Index on Feb 17, 2025 @ 4 PM

(Average of past 24 hours)

S.No	City	Air Quality	Index Value	Prominent Pollutant	No. of Stations Participated/ Total Stations
141	Motihari	Moderate	118	PM <sub>10</sub>	1/1
142	Mumbai	Satisfactory	91	PM <sub>10</sub>	23/30
143	Munger	Moderate	168	PM <sub>2.5</sub>	1/1
144	Muzaffarnagar	Moderate	169	PM <sub>10</sub>	1/1
145	Muzaffarpur	Moderate	182	PM <sub>2.5</sub>	2/3
146	Mysuru	Satisfactory	59	PM <sub>10</sub>	1/1
147	Nagaon	Satisfactory	57	PM <sub>10</sub>	1/1
148	Nagapattinam	Good	44	PM <sub>2.5</sub>	1/1
149	Nagaur	Moderate	115	PM <sub>10</sub>	1/1
150	Nagpur	Moderate	122	PM <sub>10</sub> , O <sub>3</sub>	4/4
151	Naharlagun	Satisfactory	94	PM <sub>2.5</sub>	1/1
152	Nanded	Moderate	105	PM <sub>10</sub>	1/1
153	Nashik	Satisfactory	81	PM <sub>10</sub>	4/4
154	Navi Mumbai	Moderate	130	PM <sub>2.5</sub> , PM <sub>10</sub>	5/8
155	Nayagarh	Moderate	112	PM <sub>10</sub>	1/1
156	Noida	Moderate	164	PM <sub>10</sub> , O <sub>3</sub>	4/4
157	Ooty	Satisfactory	67	PM <sub>10</sub>	1/1
158	Pali	Moderate	147	PM <sub>10</sub>	1/1
159	Palkalaiperur	Good	43	PM <sub>10</sub>	1/1
160	Parbhani	Moderate	102	PM <sub>10</sub>	1/1





## **Air Quality Index on Feb 17, 2025 @ 4 PM**

*(Average of past 24 hours)*

S.No	City	Air Quality	Index Value	Prominent Pollutant	No. of Stations Participated/ Total Stations
161	Patiala	Moderate	110	PM <sub>10</sub>	1/1
162	Patna	Poor	213	PM <sub>2.5</sub> , PM <sub>10</sub>	4/6
163	Pimpri-Chinchwad	Moderate	104	PM <sub>10</sub>	4/4
164	Pithampur	Moderate	114	PM <sub>10</sub>	1/1
165	Pratapgarh	Moderate	127	PM <sub>10</sub>	1/1
166	Prayagraj	Satisfactory	65	PM <sub>2.5</sub> , PM <sub>10</sub>	3/3
167	Puducherry	Satisfactory	59	PM <sub>2.5</sub>	1/1
168	Pudukottai	Satisfactory	69	PM <sub>10</sub>	1/1
169	Pune	Moderate	125	PM <sub>2.5</sub> , PM <sub>10</sub>	8/13
170	Purnia	Satisfactory	79	PM <sub>2.5</sub>	1/1
171	Raipur	Moderate	107	PM <sub>2.5</sub> , PM <sub>10</sub>	3/4
172	Rajamahendravaram	Satisfactory	79	PM <sub>10</sub>	1/1
173	Rajsamand	Satisfactory	75	PM <sub>10</sub>	1/1
174	Ramanagara	Satisfactory	79	PM <sub>2.5</sub>	1/1
175	Ratlam	Moderate	126	PM <sub>10</sub>	1/1
176	Rishikesh	Satisfactory	59	PM <sub>10</sub>	1/1
177	Rourkela	Moderate	146	PM <sub>2.5</sub> , PM <sub>10</sub>	3/3
178	Rupnagar	Moderate	150	PM <sub>10</sub>	1/1
179	Sagar	Satisfactory	92	PM <sub>10</sub> , O <sub>3</sub>	2/2
180	Saharsa	Moderate	143	PM <sub>2.5</sub>	1/1



## Air Quality Index on Feb 17, 2025 @ 4 PM

(Average of past 24 hours)

S.No	City	Air Quality	Index Value	Prominent Pollutant	No. of Stations Participated/ Total Stations
181	Salem	Satisfactory	90	PM <sub>2.5</sub>	1/1
182	Sangli	Moderate	163	O <sub>3</sub>	1/1
183	Sasaram	Poor	269	PM <sub>2.5</sub>	1/1
184	Satna	Satisfactory	62	PM <sub>10</sub>	1/1
185	Sawai Madhopur	Moderate	129	PM <sub>10</sub>	1/1
186	Shivamogga	Satisfactory	60	O <sub>3</sub>	1/1
187	Sikar	Moderate	127	PM <sub>10</sub>	1/1
188	Silchar	Satisfactory	78	PM <sub>2.5</sub>	1/1
189	Siliguri	Satisfactory	92	PM <sub>10</sub>	1/1
190	Singrauli	Moderate	158	PM <sub>10</sub>	1/1
191	Sirohi	Good	50	PM <sub>10</sub>	1/1
192	Sivasagar	Satisfactory	63	PM <sub>10</sub>	1/1
193	Solapur	Moderate	138	PM <sub>2.5</sub> , O <sub>3</sub> , PM <sub>10</sub>	3/3
194	Sri Ganganagar	Satisfactory	71	NO <sub>2</sub>	1/1
195	Suakati	Moderate	108	PM <sub>10</sub>	1/1
196	Surat	Satisfactory	66	PM <sub>10</sub>	1/1
197	Talcher	Moderate	163	PM <sub>2.5</sub>	1/1
198	Tensa	Satisfactory	80	PM <sub>10</sub>	1/1
199	Thane	Satisfactory	72	PM <sub>10</sub>	2/2
200	Thanjavur	Good	41	PM <sub>10</sub>	1/1



## Air Quality Index on Feb 17, 2025 @ 4 PM

(Average of past 24 hours)

S.No	City	Air Quality	Index Value	Prominent Pollutant	No. of Stations Participated/ Total Stations
201	Thiruvananthapuram	Satisfactory	66	PM <sub>10</sub>	2/2
202	Thoothukudi	Good	30	PM <sub>10</sub>	1/1
203	Thrissur	Satisfactory	57	PM <sub>2.5</sub>	1/1
204	Tiruchirappalli	Satisfactory	72	PM <sub>10</sub>	1/1
205	Tirumala	Moderate	103	PM <sub>2.5</sub>	1/1
206	Tirupur	Satisfactory	95	PM <sub>10</sub>	1/1
207	Tonk	Moderate	130	PM <sub>10</sub>	1/1
208	Tumakuru	Moderate	150	PM <sub>10</sub>	1/1
209	Udaipur	Moderate	102	PM <sub>10</sub>	1/1
210	Udupi	Satisfactory	99	PM <sub>10</sub>	1/1
211	Ujjain	Satisfactory	90	PM <sub>10</sub>	1/1
212	Ulhasnagar	Moderate	128	PM <sub>10</sub>	1/1
213	Vapi	Moderate	185	PM <sub>2.5</sub>	1/1
214	Varanasi	Satisfactory	52	PM <sub>2.5</sub> , PM <sub>10</sub>	4/4
215	Vatva	Moderate	118	PM <sub>2.5</sub>	1/1
216	Vellore	Satisfactory	77	PM <sub>2.5</sub>	1/1
217	Vijayapura	Good	47	PM <sub>10</sub>	1/1
218	Vijayawada	Satisfactory	74	PM <sub>2.5</sub> , NO <sub>2</sub>	4/4
219	Virar	Satisfactory	69	PM <sub>10</sub>	1/1
220	Virudhunagar	Satisfactory	63	PM <sub>10</sub>	1/1



## **Air Quality Index on Feb 17, 2025 @ 4 PM**

*(Average of past 24 hours)*

<b>S.No</b>	<b>City</b>	<b>Air Quality</b>	<b>Index Value</b>	<b>Prominent Pollutant</b>	<b>No. of Stations Participated/ Total Stations</b>
221	Visakhapatnam	Satisfactory	100	PM <sub>10</sub>	1/1
222	Vrindavan	Moderate	123	PM <sub>10</sub>	1/1
223	Yadgir	Moderate	105	PM <sub>10</sub>	1/1



## **Air Quality Index on Feb 17, 2025 @ 4 PM**

*(Average of past 24 hours)*

### **Cities absent in AQI Bulletin due to insufficient data:**







1) Ambala, 2) Bagalkot, 3) Bahadurgarh, 4) Ballabgarh, 5) Baran, 6) Belgaum, 7) Bhiwani, 8) Bidar, 9) Bihar sharif, 10) Buxar, 11) Byrnihat, 12) Chengalpattu, 13) Chhapra, 14) Darbhanga, 15) Dharuhera, 16) Dharwad, 17) Dhule, 18) Dungarpur, 19) Ernakulam, 20) Fatehabad, 21) Gadag, 22) Gangtok, 23) Hajipur, 24) Hanumangarh, 25) Hisar, 26) Hosur, 27) Imphal, 28) Jind, 29) Jorapokhar, 30) Kaithal, 31) Kannur, 32) Karnal, 33) Karwar, 34) Kashipur, 35) Kochi, 36) Kollam, 37) Koppal, 38) Kozhikode, 39) Kurukshetra, 40) Malegaon, 41) Mandideep, 42) Mandikhera, 43) Manesar, 44) Nalbari, 45) Nandesari, 46) Narnaul, 47) Palwal, 48) Panchgaon, 49) Panchkula, 50) Panipat, 51) Pathardih, 52) Perundurai, 53) Raichur, 54) Rairangpur, 55) Rajgir, 56) Ramanathapuram, 57) Ranipet, 58) Rohtak, 59) Samastipur, 60) Shillong, 61) Sirsa, 62) Siwan, 63) Sonipat, 64) Sri vijaya puram, 65) Srinagar, 66) Tirunelveli, 67) Tirupati, 68) Tumidih, 69) Yamuna nagar.

### **Note:**

\* In case of a city with multiple monitoring locations, average value is used to indicate air quality. Air quality may show variations across locations, and averaging is not a scientifically sound approach. However, for the sake of simplicity this method is being followed. For AQI of monitoring locations, website (<http://cpcb.gov.in>) website may be referred.

\* The data available at the portal is provided by different agencies. Any use of this data in research publication or any other form of publication shall duly acknowledge the contribution of respective agencies in generating the data.

### **Health Statements for AQI Categories**

<b>AQI</b>	<b>Category</b>	<b>Color Code</b>	<b>Possible Health Impacts</b>
0-50	Good		Minimal Impact
51-100	Satisfactory		Minor breathing discomfort to sensitive people
101-200	Moderate		Breathing discomfort to the people with lungs, asthma and heart diseases
201-300	Poor		Breathing discomfort to most people on prolonged exposure
301-400	Very Poor		Respiratory illness on prolonged exposure
401-500	Severe		Affects healthy people and seriously impacts those with existing diseases