



Air Quality Index on Jan 20, 2025 @ 4 PM

(Average of past 24 hours)

| S.No | City | Air Quality | Index Value | Prominent Pollutant | No. of Stations Participated/ Total Stations |
|------|--------------------------|--------------|-------------|---|---|
| 1 | Agartala | Moderate | 197 | PM _{2.5} | 1/2 |
| 2 | Agra | Satisfactory | 93 | PM ₁₀ | 6/6 |
| 3 | Ahmedabad | Poor | 204 | PM _{2.5} | 8/9 |
| 4 | Ahmednagar | Poor | 248 | O ₃ | 1/1 |
| 5 | Aizawl | Good | 43 | PM ₁₀ | 1/1 |
| 6 | Ajmer | Moderate | 115 | PM ₁₀ | 1/1 |
| 7 | Akola | Moderate | 127 | PM ₁₀ | 1/1 |
| 8 | Alwar | Moderate | 109 | CO | 1/1 |
| 9 | Amaravati | Moderate | 117 | PM ₁₀ | 1/1 |
| 10 | Amravati | Satisfactory | 92 | PM ₁₀ | 2/2 |
| 11 | Amritsar | Moderate | 103 | PM ₁₀ | 1/1 |
| 12 | Anantapur | Satisfactory | 55 | PM ₁₀ | 1/1 |
| 13 | Angul | Moderate | 151 | PM _{2.5} | 1/1 |
| 14 | Ankleshwar | Moderate | 167 | PM _{2.5} | 1/1 |
| 15 | Ariyalur | Satisfactory | 56 | PM ₁₀ | 1/1 |
| 16 | Arrah | Moderate | 149 | PM _{2.5} | 1/1 |
| 17 | Asansol | Moderate | 186 | PM _{2.5} | 4/4 |
| 18 | Aurangabad (Bihar) | Moderate | 130 | PM _{2.5} | 1/1 |
| 19 | Aurangabad (Maharashtra) | Moderate | 125 | PM _{2.5} , PM ₁₀ , O ₃ | 3/3 |
| 20 | Baddi | Moderate | 199 | PM _{2.5} | 1/1 |



Air Quality Index on Jan 20, 2025 @ 4 PM

(Average of past 24 hours)

| S.No | City | Air Quality | Index Value | Prominent Pollutant | No. of Stations Participated/ Total Stations |
|------|-------------|--------------|-------------|--------------------------------------|--|
| 21 | Badlapur | Moderate | 120 | PM ₁₀ | 1/1 |
| 22 | Bagalkot | Good | 46 | PM ₁₀ | 1/1 |
| 23 | Baghpat | Moderate | 179 | PM ₁₀ | 1/2 |
| 24 | Balasore | Moderate | 178 | PM _{2.5} | 1/1 |
| 25 | Banswara | Satisfactory | 83 | O ₃ | 1/1 |
| 26 | Baran | Moderate | 105 | PM ₁₀ | 1/1 |
| 27 | Barbil | Moderate | 104 | PM ₁₀ | 1/1 |
| 28 | Bareilly | Good | 45 | SO ₂ , PM ₁₀ | 2/2 |
| 29 | Barmer | Moderate | 134 | PM _{2.5} | 1/1 |
| 30 | Barrackpore | Poor | 238 | PM _{2.5} | 1/1 |
| 31 | Bathinda | Satisfactory | 82 | PM _{2.5} | 1/1 |
| 32 | Begusarai | Moderate | 175 | PM _{2.5} | 1/1 |
| 33 | Belapur | Moderate | 181 | O ₃ | 1/1 |
| 34 | Belgaum | Satisfactory | 84 | PM ₁₀ | 1/1 |
| 35 | Bengaluru | Satisfactory | 70 | PM ₁₀ | 11/14 |
| 36 | Bettiah | Moderate | 157 | PM ₁₀ | 1/1 |
| 37 | Bhagalpur | Moderate | 146 | PM _{2.5} | 2/2 |
| 38 | Bharatpur | Moderate | 101 | PM ₁₀ | 1/1 |
| 39 | Bhilai | Satisfactory | 78 | PM _{2.5} , PM ₁₀ | 3/3 |
| 40 | Bhilwara | Poor | 238 | PM _{2.5} | 1/1 |



Air Quality Index on Jan 20, 2025 @ 4 PM

(Average of past 24 hours)

| S.No | City | Air Quality | Index Value | Prominent Pollutant | No. of Stations Participated/ Total Stations |
|------|----------------|--------------|-------------|--------------------------------------|---|
| 41 | Bhiwadi | Poor | 210 | PM _{2.5} | 2/2 |
| 42 | Bhiwandi | Moderate | 133 | PM ₁₀ | 1/1 |
| 43 | Bhopal | Moderate | 110 | PM _{2.5} , PM ₁₀ | 3/3 |
| 44 | Bhubaneswar | Moderate | 186 | PM _{2.5} , O ₃ | 2/2 |
| 45 | Bihar Sharif | Moderate | 132 | PM ₁₀ | 1/1 |
| 46 | Bilaspur | Satisfactory | 65 | PM ₁₀ | 1/1 |
| 47 | Bileipada | Moderate | 158 | PM ₁₀ | 1/1 |
| 48 | Boisar | Moderate | 102 | PM ₁₀ | 1/1 |
| 49 | Brajrajnagar | Moderate | 166 | O ₃ | 1/1 |
| 50 | Bulandshahr | Poor | 212 | PM _{2.5} | 1/1 |
| 51 | Bundi | Moderate | 169 | PM _{2.5} | 1/1 |
| 52 | Buxar | Poor | 231 | PM _{2.5} | 1/1 |
| 53 | Byasanagar | Moderate | 181 | O ₃ | 1/1 |
| 54 | Byrnihat | Very Poor | 339 | PM _{2.5} | 1/1 |
| 55 | Chamarajanagar | Good | 46 | PM ₁₀ | 1/1 |
| 56 | Chandigarh | Poor | 232 | PM _{2.5} | 3/3 |
| 57 | Chandrapur | Moderate | 188 | PM ₁₀ , O ₃ | 2/2 |
| 58 | Charkhi Dadri | Moderate | 197 | PM _{2.5} | 1/1 |
| 59 | Chengalpattu | Satisfactory | 82 | PM _{2.5} | 1/1 |
| 60 | Chennai | Satisfactory | 83 | PM _{2.5} , PM ₁₀ | 7/9 |



Air Quality Index on Jan 20, 2025 @ 4 PM

(Average of past 24 hours)

| S.No | City | Air Quality | Index Value | Prominent Pollutant | No. of Stations Participated/ Total Stations |
|------|----------------|--------------|-------------|---|--|
| 61 | Chhapra | Moderate | 107 | PM ₁₀ | 1/1 |
| 62 | Chikkaballapur | Good | 45 | PM _{2.5} | 1/1 |
| 63 | Chikkamagaluru | Good | 42 | PM ₁₀ | 1/1 |
| 64 | Chittorgarh | Poor | 207 | PM _{2.5} | 1/1 |
| 65 | Churu | Poor | 287 | PM _{2.5} | 1/1 |
| 66 | Coimbatore | Good | 39 | PM _{2.5} , PM ₁₀ | 2/2 |
| 67 | Cuddalore | Satisfactory | 91 | PM _{2.5} | 2/2 |
| 68 | Cuttack | Moderate | 197 | PM _{2.5} | 1/1 |
| 69 | Dausa | Moderate | 146 | PM ₁₀ | 1/1 |
| 70 | Dehradun | Satisfactory | 86 | PM _{2.5} | 1/1 |
| 71 | Delhi | Very Poor | 314 | PM _{2.5} | 31/39 |
| 72 | Dewas | Satisfactory | 89 | PM _{2.5} | 1/1 |
| 73 | Dharwad | Satisfactory | 66 | PM ₁₀ | 1/1 |
| 74 | Dholpur | Moderate | 187 | PM ₁₀ | 1/1 |
| 75 | Dhule | Moderate | 110 | PM _{2.5} | 1/1 |
| 76 | Dindigul | Satisfactory | 76 | PM ₁₀ | 1/1 |
| 77 | Dungarpur | Moderate | 134 | PM ₁₀ | 1/1 |
| 78 | Durgapur | Moderate | 178 | PM _{2.5} , PM ₁₀ , O ₃ | 3/3 |
| 79 | Eloor | Moderate | 104 | CO | 1/1 |
| 80 | Faridabad | Poor | 242 | PM _{2.5} | 2/4 |



Air Quality Index on Jan 20, 2025 @ 4 PM

(Average of past 24 hours)

| S.No | City | Air Quality | Index Value | Prominent Pollutant | No. of Stations Participated/ Total Stations |
|------|---------------|--------------|-------------|--------------------------------------|---|
| 81 | Firozabad | Satisfactory | 78 | PM _{2.5} , PM ₁₀ | 2/2 |
| 82 | Gadag | Satisfactory | 56 | PM ₁₀ | 1/1 |
| 83 | Gandhinagar | Moderate | 114 | PM _{2.5} , PM ₁₀ | 3/3 |
| 84 | Gangtok | Satisfactory | 59 | PM _{2.5} | 1/1 |
| 85 | Gaya | Moderate | 112 | PM _{2.5} , O ₃ | 3/3 |
| 86 | Ghaziabad | Moderate | 186 | PM _{2.5} | 4/4 |
| 87 | Gorakhpur | Moderate | 132 | PM _{2.5} | 1/1 |
| 88 | Greater Noida | Moderate | 190 | PM _{2.5} , PM ₁₀ | 2/2 |
| 89 | Gummidipoondi | Moderate | 197 | PM _{2.5} | 1/1 |
| 90 | Gurugram | Poor | 240 | PM _{2.5} | 2/4 |
| 91 | Guwahati | Poor | 240 | PM _{2.5} | 3/4 |
| 92 | Gwalior | Moderate | 190 | PM _{2.5} , PM ₁₀ | 3/4 |
| 93 | Hajipur | Moderate | 182 | PM _{2.5} | 1/1 |
| 94 | Haldia | Poor | 233 | PM _{2.5} | 1/1 |
| 95 | Hanumangarh | Moderate | 155 | PM _{2.5} | 1/1 |
| 96 | Hapur | Moderate | 114 | PM ₁₀ | 1/1 |
| 97 | Hassan | Good | 44 | PM _{2.5} | 1/1 |
| 98 | Howrah | Poor | 220 | PM _{2.5} | 5/5 |
| 99 | Hubballi | Good | 50 | PM _{2.5} , CO | 2/2 |
| 100 | Hyderabad | Moderate | 107 | PM _{2.5} , O ₃ | 12/14 |



Air Quality Index on Jan 20, 2025 @ 4 PM

(Average of past 24 hours)

| S.No | City | Air Quality | Index Value | Prominent Pollutant | No. of Stations Participated/ Total Stations |
|------|------------|--------------|-------------|--------------------------------------|---|
| 101 | Imphal | Moderate | 103 | SO ₂ | 1/2 |
| 102 | Indore | Moderate | 113 | PM _{2.5} , PM ₁₀ | 4/6 |
| 103 | Jabalpur | Satisfactory | 82 | PM _{2.5} , PM ₁₀ | 4/4 |
| 104 | Jaipur | Poor | 229 | PM _{2.5} | 6/6 |
| 105 | Jaisalmer | Moderate | 189 | PM _{2.5} | 1/1 |
| 106 | Jalandhar | Satisfactory | 62 | PM ₁₀ | 1/1 |
| 107 | Jalgaon | Moderate | 129 | PM ₁₀ | 1/1 |
| 108 | Jalna | Moderate | 189 | O ₃ | 1/1 |
| 109 | Jalore | Poor | 230 | PM _{2.5} | 1/1 |
| 110 | Jhalawar | Moderate | 151 | O ₃ | 1/1 |
| 111 | Jhansi | Satisfactory | 68 | PM ₁₀ | 1/1 |
| 112 | Jhunjhunu | Poor | 254 | PM _{2.5} | 1/1 |
| 113 | Jodhpur | Moderate | 198 | PM _{2.5} | 4/5 |
| 114 | Kadapa | Satisfactory | 84 | O ₃ | 1/1 |
| 115 | Kalaburagi | Moderate | 118 | PM ₁₀ | 1/2 |
| 116 | Kalyan | Moderate | 122 | PM ₁₀ | 2/2 |
| 117 | Kannur | Satisfactory | 52 | PM ₁₀ | 1/1 |
| 118 | Kanpur | Satisfactory | 81 | PM ₁₀ , CO | 3/4 |
| 119 | Karauli | Moderate | 107 | PM ₁₀ | 1/1 |
| 120 | Karwar | Satisfactory | 69 | PM ₁₀ | 1/1 |



Air Quality Index on Jan 20, 2025 @ 4 PM

(Average of past 24 hours)

| S.No | City | Air Quality | Index Value | Prominent Pollutant | No. of Stations Participated/ Total Stations |
|------|------------|--------------|-------------|--------------------------------------|---|
| 121 | Kashipur | Moderate | 115 | PM _{2.5} | 1/1 |
| 122 | Katihar | Satisfactory | 69 | PM _{2.5} | 1/1 |
| 123 | Katni | Moderate | 177 | PM ₁₀ | 1/1 |
| 124 | Keonjhar | Satisfactory | 67 | O ₃ | 1/1 |
| 125 | Khanna | Moderate | 134 | PM _{2.5} | 1/1 |
| 126 | Khurja | Moderate | 175 | PM ₁₀ | 1/1 |
| 127 | Kishanganj | Moderate | 181 | PM ₁₀ | 1/1 |
| 128 | Kohima | Satisfactory | 71 | PM ₁₀ | 1/1 |
| 129 | Kolar | Satisfactory | 78 | PM _{2.5} | 1/1 |
| 130 | Kolhapur | Moderate | 110 | PM _{2.5} | 1/2 |
| 131 | Kolkata | Moderate | 147 | PM _{2.5} | 7/7 |
| 132 | Koppal | Good | 43 | PM ₁₀ | 1/1 |
| 133 | Korba | Satisfactory | 79 | PM ₁₀ | 1/2 |
| 134 | Kota | Moderate | 156 | PM _{2.5} , PM ₁₀ | 3/3 |
| 135 | Kunjemura | Poor | 258 | PM ₁₀ | 1/1 |
| 136 | Latur | Moderate | 141 | PM _{2.5} | 1/1 |
| 137 | Lucknow | Moderate | 142 | PM _{2.5} | 6/6 |
| 138 | Ludhiana | Satisfactory | 91 | PM ₁₀ | 1/1 |
| 139 | Madikeri | Good | 24 | NO ₂ | 1/1 |
| 140 | Madurai | Good | 46 | PM ₁₀ | 1/1 |



Air Quality Index on Jan 20, 2025 @ 4 PM

(Average of past 24 hours)

| S.No | City | Air Quality | Index Value | Prominent Pollutant | No. of Stations Participated/ Total Stations |
|------|----------------|--------------|-------------|--------------------------------------|---|
| 141 | Mahad | Moderate | 142 | PM _{2.5} | 1/1 |
| 142 | Maihar | Good | 49 | CO | 1/1 |
| 143 | Malegaon | Moderate | 131 | PM _{2.5} | 1/1 |
| 144 | Mandideep | Poor | 252 | PM ₁₀ | 1/1 |
| 145 | Mangalore | Satisfactory | 87 | PM ₁₀ | 1/1 |
| 146 | Manguraha | Moderate | 125 | PM ₁₀ | 1/1 |
| 147 | Meerut | Moderate | 133 | PM _{2.5} , PM ₁₀ | 3/3 |
| 148 | Mira-Bhayandar | Moderate | 158 | PM _{2.5} | 1/1 |
| 149 | Moradabad | Satisfactory | 83 | PM _{2.5} , PM ₁₀ | 6/7 |
| 150 | Motihari | Moderate | 117 | PM _{2.5} | 1/1 |
| 151 | Mumbai | Moderate | 149 | PM _{2.5} , O ₃ | 26/30 |
| 152 | Munger | Moderate | 147 | PM ₁₀ | 1/1 |
| 153 | Muzaffarnagar | Satisfactory | 66 | PM _{2.5} | 1/1 |
| 154 | Muzaffarpur | Moderate | 189 | PM _{2.5} | 2/3 |
| 155 | Mysuru | Good | 46 | PM ₁₀ | 1/1 |
| 156 | Nagaon | Poor | 212 | PM _{2.5} | 1/1 |
| 157 | Nagaur | Poor | 223 | PM _{2.5} | 1/1 |
| 158 | Nagpur | Moderate | 112 | PM _{2.5} , PM ₁₀ | 4/4 |
| 159 | Nalbari | Poor | 212 | PM _{2.5} | 1/1 |
| 160 | Nanded | Moderate | 143 | PM ₁₀ | 1/1 |



Air Quality Index on Jan 20, 2025 @ 4 PM

(Average of past 24 hours)

| S.No | City | Air Quality | Index Value | Prominent Pollutant | No. of Stations Participated/ Total Stations |
|------|------------------|--------------|-------------|--|---|
| 161 | Nandesari | Satisfactory | 76 | PM ₁₀ | 1/1 |
| 162 | Nashik | Moderate | 136 | PM _{2.5} , PM ₁₀ | 3/4 |
| 163 | Navi Mumbai | Moderate | 127 | PM ₁₀ | 5/8 |
| 164 | Nayagarh | Satisfactory | 93 | PM ₁₀ | 1/1 |
| 165 | Noida | Moderate | 177 | PM _{2.5} | 3/4 |
| 166 | Ooty | Good | 37 | PM _{2.5} | 1/1 |
| 167 | Pali | Poor | 245 | PM _{2.5} | 1/1 |
| 168 | Palkalaiperur | Good | 42 | PM ₁₀ | 1/1 |
| 169 | Panchkula | Poor | 246 | PM _{2.5} | 1/1 |
| 170 | Parbhani | Moderate | 123 | PM ₁₀ | 1/1 |
| 171 | Patiala | Satisfactory | 90 | PM ₁₀ | 1/1 |
| 172 | Patna | Moderate | 179 | PM _{2.5} , PM ₁₀ | 4/6 |
| 173 | Pimpri-Chinchwad | Poor | 208 | PM _{2.5} , O ₃ | 4/4 |
| 174 | Pithampur | Moderate | 140 | PM _{2.5} | 1/1 |
| 175 | Pratapgarh | Satisfactory | 86 | PM ₁₀ | 1/1 |
| 176 | Prayagraj | Good | 39 | PM _{2.5} , SO ₂ , PM ₁₀ | 3/3 |
| 177 | Puducherry | Satisfactory | 71 | O ₃ | 1/1 |
| 178 | Pudukottai | Moderate | 110 | PM ₁₀ | 1/1 |
| 179 | Pune | Moderate | 162 | PM _{2.5} , NO ₂ , O ₃ | 9/13 |
| 180 | Purnia | Moderate | 128 | PM _{2.5} | 1/1 |



Air Quality Index on Jan 20, 2025 @ 4 PM

(Average of past 24 hours)

| S.No | City | Air Quality | Index Value | Prominent Pollutant | No. of Stations Participated/ Total Stations |
|------|-------------------|--------------|-------------|--------------------------------------|---|
| 181 | Raipur | Moderate | 113 | PM ₁₀ | 4/4 |
| 182 | Rairangpur | Satisfactory | 88 | PM _{2.5} | 1/1 |
| 183 | Rajamahendravaram | Moderate | 144 | PM _{2.5} | 1/1 |
| 184 | Rajgir | Moderate | 168 | PM _{2.5} | 1/1 |
| 185 | Rajsamand | Moderate | 117 | PM ₁₀ | 1/1 |
| 186 | Ramanagara | Good | 47 | O ₃ | 1/1 |
| 187 | Ratlam | Moderate | 128 | PM ₁₀ | 1/1 |
| 188 | Rishikesh | Good | 50 | PM ₁₀ | 1/1 |
| 189 | Rohtak | Moderate | 190 | PM _{2.5} | 1/1 |
| 190 | Rourkela | Moderate | 180 | PM _{2.5} , PM ₁₀ | 3/3 |
| 191 | Rupnagar | Moderate | 153 | CO | 1/1 |
| 192 | Sagar | Satisfactory | 75 | PM ₁₀ | 1/2 |
| 193 | Saharsa | Satisfactory | 92 | PM _{2.5} | 1/1 |
| 194 | Sangli | Moderate | 135 | PM ₁₀ | 1/1 |
| 195 | Sasaram | Satisfactory | 80 | PM _{2.5} | 1/1 |
| 196 | Satna | Satisfactory | 70 | PM ₁₀ | 1/1 |
| 197 | Sawai Madhopur | Moderate | 109 | PM ₁₀ | 1/1 |
| 198 | Shivamogga | Good | 44 | O ₃ | 1/1 |
| 199 | Sikar | Poor | 278 | PM _{2.5} | 1/1 |
| 200 | Silchar | Satisfactory | 58 | PM ₁₀ | 1/1 |



Air Quality Index on Jan 20, 2025 @ 4 PM

(Average of past 24 hours)

| S.No | City | Air Quality | Index Value | Prominent Pollutant | No. of Stations Participated/ Total Stations |
|------|--------------------|--------------|-------------|--------------------------------------|---|
| 201 | Siliguri | Moderate | 132 | PM ₁₀ | 1/1 |
| 202 | Singrauli | Moderate | 150 | PM _{2.5} | 1/1 |
| 203 | Sirohi | Poor | 210 | PM _{2.5} | 1/1 |
| 204 | Sivasagar | Satisfactory | 67 | PM ₁₀ | 1/1 |
| 205 | Siwan | Moderate | 113 | CO | 1/1 |
| 206 | Solapur | Moderate | 147 | PM _{2.5} , PM ₁₀ | 3/3 |
| 207 | Sri Ganganagar | Satisfactory | 99 | PM ₁₀ | 1/1 |
| 208 | Suakati | Satisfactory | 77 | PM ₁₀ | 1/1 |
| 209 | Surat | Satisfactory | 100 | PM ₁₀ | 1/1 |
| 210 | Talcher | Poor | 241 | PM _{2.5} | 1/1 |
| 211 | Tensa | Moderate | 118 | PM ₁₀ | 1/1 |
| 212 | Thane | Moderate | 120 | PM ₁₀ | 2/2 |
| 213 | Thanjavur | Satisfactory | 55 | PM ₁₀ | 1/1 |
| 214 | Thiruvananthapuram | Satisfactory | 70 | PM ₁₀ | 1/2 |
| 215 | Thoothukudi | Good | 38 | PM ₁₀ | 1/1 |
| 216 | Thrissur | Good | 50 | PM ₁₀ | 1/1 |
| 217 | Tiruchirappalli | Satisfactory | 58 | PM ₁₀ | 1/1 |
| 218 | Tirunelveli | Good | 28 | PM _{2.5} | 1/1 |
| 219 | Tirupati | Good | 41 | O ₃ | 1/1 |
| 220 | Tirupur | Satisfactory | 60 | CO | 1/1 |



Air Quality Index on Jan 20, 2025 @ 4 PM

(Average of past 24 hours)

| S.No | City | Air Quality | Index Value | Prominent Pollutant | No. of Stations Participated/ Total Stations |
|------|---------------|--------------|-------------|--------------------------------------|---|
| 221 | Tonk | Moderate | 164 | PM ₁₀ | 1/1 |
| 222 | Tumakuru | Moderate | 159 | PM ₁₀ | 1/1 |
| 223 | Udaipur | Moderate | 175 | PM _{2.5} | 1/1 |
| 224 | Udupi | Satisfactory | 72 | PM ₁₀ | 1/1 |
| 225 | Ujjain | Moderate | 101 | PM ₁₀ | 1/1 |
| 226 | Ulhasnagar | Moderate | 121 | PM ₁₀ | 1/1 |
| 227 | Varanasi | Good | 37 | PM _{2.5} , SO ₂ | 4/4 |
| 228 | Vatva | Moderate | 138 | PM ₁₀ | 1/1 |
| 229 | Vijayawada | Satisfactory | 69 | PM _{2.5} , PM ₁₀ | 3/4 |
| 230 | Virar | Moderate | 149 | PM _{2.5} | 1/1 |
| 231 | Virudhunagar | Satisfactory | 72 | PM ₁₀ | 1/1 |
| 232 | Visakhapatnam | Poor | 217 | PM ₁₀ | 1/1 |
| 233 | Vrindavan | Moderate | 121 | PM ₁₀ | 1/1 |
| 234 | Yadgir | Moderate | 145 | PM _{2.5} | 1/1 |



Air Quality Index on Jan 20, 2025 @ 4 PM

(Average of past 24 hours)

Cities absent in AQI Bulletin due to insufficient data:







1) Ambala, 2) Araria, 3) Bahadurgarh, 4) Ballabgarh, 5) Baripada, 6) Bhiwani, 7) Bidar, 8) Bikaner, 9) Chhal, 10) Chittoor, 11) Damoh, 12) Darbhanga, 13) Davanagere, 14) Dhanbad, 15) Dharuhera, 16) Ernakulam, 17) Fatehabad, 18) Haveri, 19) Hisar, 20) Hosur, 21) Jind, 22) Jorapokhar, 23) Kaithal, 24) Kanchipuram, 25) Karnal, 26) Karur, 27) Kochi, 28) Kollam, 29) Kozhikode, 30) Kurukshetra, 31) Mandi gobindgarh, 32) Mandikhera, 33) Manesar, 34) Milupara, 35) Nagapattinam, 36) Naharlagun, 37) Narnaul, 38) Palwal, 39) Panchgaon, 40) Panipat, 41) Pathardih, 42) Perundurai, 43) Raichur, 44) Ramanathapuram, 45) Ranipet, 46) Salem, 47) Samastipur, 48) Shillong, 49) Sirsa, 50) Sonipat, 51) Srinagar, 52) Tirumala, 53) Tumidih, 54) Vapi, 55) Vellore, 56) Vijayapura, 57) Yamuna nagar.

Note:

* In case of a city with multiple monitoring locations, average value is used to indicate air quality. Air quality may show variations across locations, and averaging is not a scientifically sound approach. However, for the sake of simplicity this method is being followed. For AQI of monitoring locations, website (<http://cpcb.gov.in>) website may be referred.

* The data available at the portal is provided by different agencies. Any use of this data in research publication or any other form of publication shall duly acknowledge the contribution of respective agencies in generating the data.

Health Statements for AQI Categories

| AQI | Category | Color Code | Possible Health Impacts |
|------------|-----------------|---|---|
| 0-50 | Good |  | Minimal Impact |
| 51-100 | Satisfactory |  | Minor breathing discomfort to sensitive people |
| 101-200 | Moderate |  | Breathing discomfort to the people with lungs, asthma and heart diseases |
| 201-300 | Poor |  | Breathing discomfort to most people on prolonged exposure |
| 301-400 | Very Poor |  | Respiratory illness on prolonged exposure |
| 401-500 | Severe |  | Affects healthy people and seriously impacts those with existing diseases |