



Air Quality Index on Jan 16, 2025 @ 4 PM

(Average of past 24 hours)

S.No	City	Air Quality	Index Value	Prominent Pollutant	No. of Stations Participated/ Total Stations
1	Agartala	Moderate	169	PM _{2.5}	1/2
2	Agra	Satisfactory	69	PM ₁₀	6/6
3	Ahmedabad	Moderate	133	PM _{2.5} , PM ₁₀	7/9
4	Ahmednagar	Moderate	121	PM ₁₀	1/1
5	Aizawl	Good	36	PM ₁₀	1/1
6	Ajmer	Satisfactory	93	PM ₁₀	1/1
7	Akola	Moderate	113	PM ₁₀	1/1
8	Alwar	Satisfactory	91	PM ₁₀	1/1
9	Amaravati	Moderate	114	PM ₁₀	1/1
10	Amravati	Moderate	122	PM ₁₀	2/2
11	Amritsar	Moderate	121	PM ₁₀	1/1
12	Angul	Poor	216	PM _{2.5}	1/1
13	Ankleshwar	Moderate	110	PM _{2.5}	1/1
14	Araria	Moderate	162	PM _{2.5}	1/1
15	Ariyalur	Good	46	PM ₁₀	1/1
16	Arrah	Moderate	123	PM _{2.5}	1/1
17	Asansol	Moderate	198	PM _{2.5}	4/4
18	Aurangabad (Bihar)	Moderate	142	PM _{2.5}	1/1
19	Aurangabad (Maharashtra)	Satisfactory	90	PM _{2.5} , PM ₁₀	3/3
20	Baddi	Poor	230	PM _{2.5}	1/1



Air Quality Index on Jan 16, 2025 @ 4 PM

(Average of past 24 hours)

S.No	City	Air Quality	Index Value	Prominent Pollutant	No. of Stations Participated/ Total Stations
21	Badlapur	Moderate	111	PM ₁₀	1/1
22	Bagalkot	Good	46	PM ₁₀	1/1
23	Baghpat	Moderate	162	PM ₁₀	1/2
24	Balasure	Poor	213	PM _{2.5}	1/1
25	Banswara	Moderate	148	PM _{2.5}	1/1
26	Baran	Moderate	110	PM ₁₀	1/1
27	Barbil	Moderate	160	PM _{2.5}	1/1
28	Bareilly	Good	42	PM _{2.5} , SO ₂	2/2
29	Baripada	Moderate	158	PM _{2.5}	1/1
30	Barmer	Moderate	104	PM ₁₀	1/1
31	Barrackpore	Poor	248	PM _{2.5}	1/1
32	Bathinda	Moderate	142	PM ₁₀	1/1
33	Begusarai	Moderate	142	PM _{2.5}	1/1
34	Belapur	Moderate	163	PM _{2.5}	1/1
35	Belgaum	Good	35	PM ₁₀	1/1
36	Bengaluru	Satisfactory	74	PM ₁₀	10/14
37	Bettiah	Moderate	142	PM ₁₀	1/1
38	Bhagalpur	Moderate	140	PM _{2.5} , PM ₁₀	2/2
39	Bharatpur	Satisfactory	64	PM ₁₀	1/1
40	Bhilai	Moderate	106	PM _{2.5} , PM ₁₀	3/3



Air Quality Index on Jan 16, 2025 @ 4 PM

(Average of past 24 hours)

S.No	City	Air Quality	Index Value	Prominent Pollutant	No. of Stations Participated/ Total Stations
41	Bhilwara	Moderate	170	PM _{2.5}	1/1
42	Bhiwadi	Moderate	123	PM _{2.5}	1/2
43	Bhiwandi	Moderate	117	PM ₁₀	1/1
44	Bhopal	Moderate	144	PM _{2.5} , PM ₁₀	3/3
45	Bhubaneswar	Moderate	161	PM _{2.5} , O ₃	2/2
46	Bidar	Satisfactory	72	PM _{2.5}	1/1
47	Bilaspur	Satisfactory	95	PM _{2.5}	1/1
48	Bileipada	Poor	220	PM _{2.5}	1/1
49	Boisar	Satisfactory	100	PM ₁₀	1/1
50	Brajrajnagar	Moderate	124	PM ₁₀	1/1
51	Bulandshahr	Moderate	141	PM _{2.5}	1/1
52	Bundi	Moderate	126	PM _{2.5}	1/1
53	Buxar	Very Poor	325	PM _{2.5}	1/1
54	Byasanagar	Moderate	200	PM _{2.5}	1/1
55	Byrnihat	Poor	271	PM _{2.5}	1/1
56	Chamarajanagar	Good	37	PM ₁₀	1/1
57	Chandigarh	Very Poor	319	PM _{2.5}	3/3
58	Chandrapur	Moderate	142	PM ₁₀	1/2
59	Charkhi Dadri	Poor	232	PM _{2.5}	1/1
60	Chengalpattu	Satisfactory	74	PM _{2.5}	1/1



Air Quality Index on Jan 16, 2025 @ 4 PM

(Average of past 24 hours)

S.No	City	Air Quality	Index Value	Prominent Pollutant	No. of Stations Participated/ Total Stations
61	Chennai	Satisfactory	70	PM ₁₀	6/9
62	Chhal	Satisfactory	70	PM ₁₀	1/1
63	Chhapra	Satisfactory	97	PM ₁₀	1/1
64	Chikkaballapur	Good	49	PM _{2.5}	1/1
65	Chittorgarh	Moderate	125	PM ₁₀	1/1
66	Churu	Very Poor	327	PM _{2.5}	1/1
67	Coimbatore	Good	38	PM _{2.5} , PM ₁₀	2/2
68	Cuddalore	Satisfactory	70	PM _{2.5}	2/2
69	Cuttack	Poor	272	PM _{2.5}	1/1
70	Damoh	Satisfactory	75	PM _{2.5}	1/1
71	Davanagere	Satisfactory	51	PM ₁₀	1/1
72	Dehradun	Moderate	156	PM _{2.5}	1/1
73	Delhi	Very Poor	302	PM _{2.5}	37/39
74	Dewas	Moderate	199	PM _{2.5}	1/1
75	Dhanbad	Poor	215	PM ₁₀	1/2
76	Dharwad	Satisfactory	56	CO	1/1
77	Dholpur	Moderate	121	PM ₁₀	1/1
78	Dindigul	Satisfactory	61	PM ₁₀	1/1
79	Dungarpur	Moderate	136	PM ₁₀	1/1
80	Durgapur	Poor	212	PM _{2.5} , PM ₁₀	3/3



Air Quality Index on Jan 16, 2025 @ 4 PM

(Average of past 24 hours)

S.No	City	Air Quality	Index Value	Prominent Pollutant	No. of Stations Participated/ Total Stations
81	Faridabad	Moderate	127	PM _{2.5} , PM ₁₀	3/4
82	Firozabad	Satisfactory	58	PM ₁₀	2/2
83	Gadag	Good	41	O ₃	1/1
84	Gandhinagar	Satisfactory	83	PM ₁₀	3/3
85	Gaya	Satisfactory	99	PM _{2.5} , PM ₁₀	3/3
86	Ghaziabad	Moderate	195	PM _{2.5}	2/4
87	Gorakhpur	Moderate	125	PM _{2.5}	1/1
88	Greater Noida	Moderate	133	PM _{2.5}	2/2
89	Gurugram	Moderate	161	PM _{2.5} , CO	3/4
90	Guwahati	Moderate	159	PM _{2.5}	3/4
91	Gwalior	Moderate	143	PM _{2.5} , PM ₁₀	3/4
92	Hajipur	Moderate	175	PM _{2.5}	1/1
93	Haldia	Poor	244	PM _{2.5}	1/1
94	Hanumangarh	Moderate	158	PM ₁₀	1/1
95	Hapur	Poor	210	PM _{2.5}	1/1
96	Hassan	Good	44	PM ₁₀	1/1
97	Howrah	Poor	231	PM _{2.5}	5/5
98	Hubballi	Good	38	PM _{2.5} , PM ₁₀	2/2
99	Hyderabad	Satisfactory	90	PM _{2.5} , PM ₁₀ , CO	10/14
100	Imphal	Moderate	102	SO ₂	1/2



Air Quality Index on Jan 16, 2025 @ 4 PM

(Average of past 24 hours)

S.No	City	Air Quality	Index Value	Prominent Pollutant	No. of Stations Participated/ Total Stations
101	Indore	Moderate	122	PM _{2.5} , PM ₁₀	4/6
102	Jabalpur	Moderate	110	PM _{2.5} , PM ₁₀	4/4
103	Jaipur	Moderate	130	PM _{2.5} , PM ₁₀	4/6
104	Jaisalmer	Moderate	152	PM ₁₀	1/1
105	Jalandhar	Moderate	101	PM ₁₀	1/1
106	Jalgaon	Satisfactory	93	PM ₁₀	1/1
107	Jalna	Very Poor	309	O ₃	1/1
108	Jalore	Poor	219	PM _{2.5}	1/1
109	Jhalawar	Moderate	109	PM _{2.5}	1/1
110	Jhansi	Satisfactory	82	PM ₁₀	1/1
111	Jhunjhunu	Poor	237	PM _{2.5}	1/1
112	Jodhpur	Moderate	195	PM _{2.5}	5/5
113	Kadapa	Satisfactory	84	O ₃	1/1
114	Kalaburagi	Satisfactory	72	PM ₁₀ , O ₃	2/2
115	Kalyan	Moderate	118	PM ₁₀	2/2
116	Kannur	Satisfactory	58	PM ₁₀	1/1
117	Kanpur	Satisfactory	83	PM ₁₀ , CO	3/4
118	Karauli	Satisfactory	84	PM ₁₀	1/1
119	Karur	Satisfactory	93	CO	1/1
120	Karwar	Good	35	PM ₁₀	1/1



Air Quality Index on Jan 16, 2025 @ 4 PM

(Average of past 24 hours)

S.No	City	Air Quality	Index Value	Prominent Pollutant	No. of Stations Participated/ Total Stations
121	Kashipur	Moderate	169	PM _{2.5}	1/1
122	Katihar	Satisfactory	63	PM _{2.5}	1/1
123	Katni	Moderate	164	PM _{2.5}	1/1
124	Keonjhar	Satisfactory	56	PM ₁₀	1/1
125	Khanna	Satisfactory	95	PM ₁₀	1/1
126	Kishanganj	Poor	223	PM ₁₀	1/1
127	Kohima	Satisfactory	73	PM _{2.5}	1/1
128	Kolar	Satisfactory	60	PM ₁₀	1/1
129	Kolhapur	Satisfactory	80	PM ₁₀	2/2
130	Kolkata	Moderate	147	PM _{2.5} , PM ₁₀	7/7
131	Koppal	Good	34	PM ₁₀	1/1
132	Korba	Moderate	102	PM ₁₀	2/2
133	Kota	Moderate	131	PM _{2.5} , PM ₁₀	3/3
134	Latur	Moderate	119	PM _{2.5}	1/1
135	Lucknow	Moderate	143	PM _{2.5}	6/6
136	Ludhiana	Satisfactory	52	CO	1/1
137	Madikeri	Good	25	PM ₁₀	1/1
138	Madurai	Good	49	PM ₁₀	1/1
139	Mahad	Moderate	113	PM ₁₀	1/1
140	Maihar	Satisfactory	63	PM ₁₀	1/1



Air Quality Index on Jan 16, 2025 @ 4 PM

(Average of past 24 hours)

S.No	City	Air Quality	Index Value	Prominent Pollutant	No. of Stations Participated/ Total Stations
141	Malegaon	Moderate	143	PM _{2.5}	1/1
142	Mandi Gobindgarh	Satisfactory	98	PM ₁₀	1/1
143	Mandideep	Poor	245	PM _{2.5}	1/1
144	Mangalore	Satisfactory	66	PM ₁₀	1/1
145	Manguraha	Moderate	122	PM ₁₀	1/1
146	Meerut	Moderate	114	PM _{2.5}	3/3
147	Milupara	Moderate	103	PM ₁₀	1/1
148	Mira-Bhayandar	Moderate	140	PM _{2.5}	1/1
149	Moradabad	Satisfactory	92	PM _{2.5} , PM ₁₀	6/7
150	Motihari	Satisfactory	85	PM ₁₀	1/1
151	Mumbai	Moderate	132	PM _{2.5}	24/30
152	Munger	Moderate	145	PM ₁₀	1/1
153	Muzaffarnagar	Moderate	141	PM _{2.5}	1/1
154	Muzaffarpur	Moderate	178	PM _{2.5}	2/3
155	Mysuru	Good	47	O ₃	1/1
156	Nagaon	Moderate	128	PM _{2.5}	1/1
157	Nagaur	Moderate	175	PM _{2.5}	1/1
158	Nagpur	Poor	243	PM _{2.5}	4/4
159	Naharlagun	Moderate	127	PM _{2.5}	1/1
160	Nalbari	Moderate	144	PM _{2.5}	1/1



Air Quality Index on Jan 16, 2025 @ 4 PM

(Average of past 24 hours)

S.No	City	Air Quality	Index Value	Prominent Pollutant	No. of Stations Participated/ Total Stations
161	Nanded	Moderate	128	PM ₁₀	1/1
162	Nandesari	Satisfactory	75	PM ₁₀	1/1
163	Nashik	Moderate	166	PM _{2.5}	4/4
164	Navi Mumbai	Moderate	126	PM _{2.5} , PM ₁₀	5/8
165	Nayagarh	Moderate	150	PM _{2.5}	1/1
166	Noida	Moderate	180	PM _{2.5}	4/4
167	Pali	Moderate	172	PM _{2.5}	1/1
168	Palkalaiperur	Good	37	PM ₁₀	1/1
169	Panchkula	Poor	283	PM _{2.5}	1/1
170	Parbhani	Moderate	103	PM ₁₀	1/1
171	Patiala	Satisfactory	97	PM _{2.5}	1/1
172	Patna	Poor	206	PM _{2.5}	3/6
173	Pimpri-Chinchwad	Moderate	119	PM _{2.5} , PM ₁₀	3/4
174	Pithampur	Poor	259	PM _{2.5}	1/1
175	Pratapgarh	Moderate	153	PM _{2.5}	1/1
176	Prayagraj	Satisfactory	57	PM _{2.5} , PM ₁₀	3/3
177	Puducherry	Satisfactory	72	O ₃	1/1
178	Pudukottai	Satisfactory	71	PM ₁₀	1/1
179	Pune	Moderate	123	PM _{2.5} , NO ₂	10/13
180	Purnia	Moderate	113	PM _{2.5}	1/1



Air Quality Index on Jan 16, 2025 @ 4 PM

(Average of past 24 hours)

S.No	City	Air Quality	Index Value	Prominent Pollutant	No. of Stations Participated/ Total Stations
181	Raipur	Moderate	125	PM _{2.5} , PM ₁₀	4/4
182	Rairangpur	Moderate	149	PM _{2.5}	1/1
183	Rajamahendravaram	Moderate	192	PM _{2.5}	1/1
184	Rajgir	Moderate	194	PM _{2.5}	1/1
185	Rajsamand	Moderate	176	PM _{2.5}	1/1
186	Ramanagara	Satisfactory	75	O ₃	1/1
187	Ramanathapuram	Good	29	PM ₁₀	1/1
188	Ratlam	Moderate	139	PM _{2.5}	1/1
189	Rishikesh	Satisfactory	84	PM _{2.5}	1/1
190	Rohtak	Poor	280	PM _{2.5}	1/1
191	Rourkela	Poor	230	PM _{2.5}	2/3
192	Sagar	Moderate	159	PM _{2.5}	1/2
193	Saharsa	Moderate	102	PM _{2.5}	1/1
194	Samastipur	Satisfactory	80	PM ₁₀	1/1
195	Sangli	Satisfactory	81	PM ₁₀	1/1
196	Sasaram	Satisfactory	80	PM _{2.5}	1/1
197	Satna	Satisfactory	68	PM ₁₀	1/1
198	Sawai Madhopur	Satisfactory	71	PM ₁₀	1/1
199	Shillong	Moderate	109	PM _{2.5} , O ₃	2/2
200	Shivamogga	Satisfactory	54	O ₃	1/1



Air Quality Index on Jan 16, 2025 @ 4 PM

(Average of past 24 hours)

S.No	City	Air Quality	Index Value	Prominent Pollutant	No. of Stations Participated/ Total Stations
201	Sikar	Poor	237	PM _{2.5}	1/1
202	Silchar	Satisfactory	57	PM ₁₀	1/1
203	Siliguri	Moderate	131	PM ₁₀	1/1
204	Singrauli	Poor	229	PM _{2.5}	1/1
205	Sirohi	Moderate	187	O ₃	1/1
206	Sivasagar	Satisfactory	62	PM ₁₀	1/1
207	Solapur	Moderate	108	PM _{2.5} , PM ₁₀	3/3
208	Sri Ganganagar	Moderate	122	PM ₁₀	1/1
209	Suakati	Moderate	120	PM ₁₀	1/1
210	Surat	Satisfactory	74	PM ₁₀	1/1
211	Talcher	Poor	266	PM _{2.5}	1/1
212	Tensa	Poor	208	PM _{2.5}	1/1
213	Thane	Moderate	186	PM _{2.5}	2/2
214	Thanjavur	Good	45	PM ₁₀	1/1
215	Thiruvananthapuram	Good	46	PM ₁₀	2/2
216	Thoothukudi	Good	30	PM ₁₀	1/1
217	Tiruchirappalli	Satisfactory	51	PM ₁₀	1/1
218	Tirunelveli	Good	24	PM ₁₀	1/1
219	Tirupati	Satisfactory	78	PM _{2.5}	1/2
220	Tirupur	Satisfactory	54	PM ₁₀	1/1



Air Quality Index on Jan 16, 2025 @ 4 PM

(Average of past 24 hours)

S.No	City	Air Quality	Index Value	Prominent Pollutant	No. of Stations Participated/ Total Stations
221	Tonk	Moderate	115	PM _{2.5}	1/1
222	Tumakuru	Moderate	124	PM ₁₀	1/1
223	Udaipur	Moderate	144	PM _{2.5}	1/1
224	Udupi	Satisfactory	59	PM ₁₀	1/1
225	Ujjain	Satisfactory	92	PM ₁₀	1/1
226	Ulhasnagar	Moderate	113	PM ₁₀	1/1
227	Vapi	Moderate	170	PM _{2.5}	1/1
228	Varanasi	Good	43	PM _{2.5} , PM ₁₀ , SO ₂	4/4
229	Vatva	Satisfactory	96	PM ₁₀	1/1
230	Vijayapura	Good	47	PM ₁₀	1/1
231	Vijayawada	Satisfactory	68	PM _{2.5} , PM ₁₀ , NO ₂	4/4
232	Virar	Moderate	122	PM _{2.5}	1/1
233	Virudhunagar	Satisfactory	66	PM ₁₀	1/1
234	Vrindavan	Moderate	102	PM ₁₀	1/1



Air Quality Index on Jan 16, 2025 @ 4 PM

(Average of past 24 hours)

Cities absent in AQI Bulletin due to insufficient data:







1) Ambala, 2) Anantapur, 3) Bahadurgarh, 4) Ballabgarh, 5) Bhiwani, 6) Bihar sharif, 7) Bikaner, 8) Chikkamagaluru, 9) Chittoor, 10) Darbhanga, 11) Dausa, 12) Dharuhera, 13) Dhule, 14) Eloor, 15) Ernakulam, 16) Fatehabad, 17) Gangtok, 18) Gummidipoondi, 19) Haveri, 20) Hisar, 21) Hosur, 22) Jind, 23) Jorapokhar, 24) Kaithal, 25) Kanchipuram, 26) Karnal, 27) Khurja, 28) Kochi, 29) Kollam, 30) Kozhikode, 31) Kunjemura, 32) Kurukshetra, 33) Mandikhera, 34) Manesar, 35) Nagapattinam, 36) Narnaul, 37) Ooty, 38) Palwal, 39) Panipat, 40) Pathardih, 41) Perundurai, 42) Raichur, 43) Ranipet, 44) Rupnagar, 45) Salem, 46) Sirsa, 47) Siwan, 48) Sonipat, 49) Srinagar, 50) Thrissur, 51) Tumidih, 52) Vellore, 53) Visakhapatnam, 54) Yadgir, 55) Yamuna nagar.

Note:

* In case of a city with multiple monitoring locations, average value is used to indicate air quality. Air quality may show variations across locations, and averaging is not a scientifically sound approach. However, for the sake of simplicity this method is being followed. For AQI of monitoring locations, website (<http://cpcb.gov.in>) website may be referred.

* The data available at the portal is provided by different agencies. Any use of this data in research publication or any other form of publication shall duly acknowledge the contribution of respective agencies in generating the data.

Health Statements for AQI Categories

AQI	Category	Color Code	Possible Health Impacts
0-50	Good		Minimal Impact
51-100	Satisfactory		Minor breathing discomfort to sensitive people
101-200	Moderate		Breathing discomfort to the people with lungs, asthma and heart diseases
201-300	Poor		Breathing discomfort to most people on prolonged exposure
301-400	Very Poor		Respiratory illness on prolonged exposure
401-500	Severe		Affects healthy people and seriously impacts those with existing diseases