



## Air Quality Index on Jul 21, 2024 @ 4 PM

(Average of past 24 hours)

S.No	City	Air Quality	Index Value	Prominent Pollutant	No. of Stations Participated/ Total Stations
1	Agartala	Good	48	SO <sub>2</sub>	1/2
2	Agra	Good	43	PM <sub>10</sub> , PM <sub>2.5</sub>	6/6
3	Ahmedabad	Satisfactory	60	CO, NO <sub>2</sub> , PM <sub>2.5</sub>	7/9
4	Ahmednagar	Good	37	PM <sub>10</sub>	1/1
5	Ajmer	Satisfactory	73	PM <sub>10</sub>	1/1
6	Akola	Good	29	PM <sub>10</sub>	1/1
7	Alwar	Satisfactory	83	PM <sub>10</sub>	1/1
8	Amaravati	Good	31	CO	1/1
9	Ambala	Satisfactory	81	PM <sub>2.5</sub>	1/1
10	Amravati	Good	20	PM <sub>10</sub>	2/2
11	Amritsar	Satisfactory	73	PM <sub>10</sub>	1/1
12	Anantapur	Satisfactory	73	PM <sub>10</sub>	1/1
13	Angul	Good	29	CO	1/1
14	Ankleshwar	Good	42	CO	1/1
15	Ariyalur	Good	42	PM <sub>10</sub>	1/1
16	Arrah	Satisfactory	51	PM <sub>10</sub>	1/1
17	Asansol	Satisfactory	56	CO, PM <sub>10</sub>	4/4
18	Aurangabad (Bihar)	Satisfactory	86	PM <sub>10</sub>	1/1
19	Aurangabad (Maharashtra)	Good	34	PM <sub>10</sub>	2/3
20	Baddi	Satisfactory	95	PM <sub>2.5</sub>	1/1



## Air Quality Index on Jul 21, 2024 @ 4 PM

*(Average of past 24 hours)*

S.No	City	Air Quality	Index Value	Prominent Pollutant	No. of Stations Participated/ Total Stations
21	Badlapur	Good	36	PM <sub>10</sub>	1/1
22	Bagalkot	Good	46	PM <sub>10</sub>	1/1
23	Baghpat	Satisfactory	91	PM <sub>10</sub>	1/2
24	Bahadurgarh	Satisfactory	95	PM <sub>10</sub>	1/1
25	Balasure	Good	30	O <sub>3</sub>	1/1
26	Ballabgarh	Satisfactory	85	PM <sub>10</sub>	1/1
27	Banswara	Good	31	PM <sub>10</sub>	1/1
28	Baran	Good	48	O <sub>3</sub>	1/1
29	Barbil	Good	33	O <sub>3</sub>	1/1
30	Bareilly	Good	24	PM <sub>10</sub> , SO <sub>2</sub>	2/2
31	Baripada	Satisfactory	68	O <sub>3</sub>	1/1
32	Barmer	Good	42	O <sub>3</sub>	1/1
33	Barrackpore	Good	42	PM <sub>10</sub>	1/1
34	Bathinda	Moderate	119	PM <sub>2.5</sub>	1/1
35	Belapur	Good	43	NO <sub>2</sub>	1/1
36	Belgaum	Satisfactory	51	CO	1/1
37	Bengaluru	Satisfactory	55	PM <sub>10</sub>	11/14
38	Bhagalpur	Satisfactory	52	CO, PM <sub>2.5</sub>	2/2
39	Bharatpur	Good	46	CO	1/1
40	Bhilai	Good	30	CO, PM <sub>10</sub> , PM <sub>2.5</sub>	3/3



## Air Quality Index on Jul 21, 2024 @ 4 PM

(Average of past 24 hours)

S.No	City	Air Quality	Index Value	Prominent Pollutant	No. of Stations Participated/ Total Stations
41	Bhilwara	Good	47	PM <sub>10</sub>	1/1
42	Bhiwadi	Moderate	177	PM <sub>10</sub>	2/2
43	Bhiwandi	Good	44	PM <sub>10</sub>	1/1
44	Bhiwani	Satisfactory	56	PM <sub>10</sub>	1/1
45	Bhopal	Satisfactory	63	PM <sub>10</sub> , NO <sub>2</sub>	3/3
46	Bhubaneswar	Good	41	O <sub>3</sub>	1/2
47	Bikaner	Satisfactory	94	PM <sub>10</sub>	1/1
48	Bilaspur	Good	47	CO	1/1
49	Boisar	Good	29	PM <sub>2.5</sub>	1/1
50	Bulandshahr	Satisfactory	92	PM <sub>10</sub>	1/1
51	Bundi	Good	50	PM <sub>10</sub>	1/1
52	Buxar	Good	48	PM <sub>2.5</sub>	1/1
53	Byasanagar	Good	42	O <sub>3</sub>	1/1
54	Chandigarh	Satisfactory	84	PM <sub>10</sub> , PM <sub>2.5</sub>	3/3
55	Chandrapur	Good	32	O <sub>3</sub>	1/2
56	Charkhi Dadri	Satisfactory	80	PM <sub>2.5</sub>	1/1
57	Chennai	Satisfactory	95	PM <sub>10</sub> , PM <sub>2.5</sub>	7/9
58	Chhal	Good	26	CO	1/1
59	Chhapra	Satisfactory	57	SO <sub>2</sub>	1/1
60	Chikkaballapur	Good	35	PM <sub>10</sub>	1/1



## Air Quality Index on Jul 21, 2024 @ 4 PM

(Average of past 24 hours)

S.No	City	Air Quality	Index Value	Prominent Pollutant	No. of Stations Participated/ Total Stations
61	Chikkamagaluru	Good	37	PM <sub>10</sub>	1/1
62	Chittoor	Satisfactory	59	PM <sub>10</sub>	1/1
63	Chittorgarh	Moderate	107	PM <sub>2.5</sub>	1/1
64	Churu	Poor	234	O <sub>3</sub>	1/1
65	Coimbatore	Good	39	SO <sub>2</sub>	1/2
66	Cuddalore	Good	42	PM <sub>10</sub> , PM <sub>2.5</sub>	2/2
67	Cuttack	Good	31	O <sub>3</sub>	1/1
68	Damoh	Good	41	SO <sub>2</sub>	1/1
69	Dausa	Satisfactory	73	PM <sub>10</sub>	1/1
70	Davanagere	Good	20	O <sub>3</sub>	1/1
71	Dehradun	Good	37	PM <sub>10</sub>	1/1
72	Delhi	Moderate	103	PM <sub>10</sub> , O <sub>3</sub>	37/40
73	Dewas	Good	45	SO <sub>2</sub>	1/1
74	Dhanbad	Moderate	132	CO	1/2
75	Dharuhera	Moderate	116	PM <sub>2.5</sub>	1/1
76	Dharwad	Satisfactory	70	PM <sub>10</sub>	1/1
77	Dholpur	Moderate	164	PM <sub>2.5</sub>	1/1
78	Dhule	Good	48	PM <sub>10</sub>	1/1
79	Dungarpur	Satisfactory	85	CO	1/1
80	Durgapur	Good	42	PM <sub>2.5</sub> , SO <sub>2</sub>	2/2



## Air Quality Index on Jul 21, 2024 @ 4 PM

(Average of past 24 hours)

S.No	City	Air Quality	Index Value	Prominent Pollutant	No. of Stations Participated/ Total Stations
81	Eloor	Satisfactory	72	CO	1/1
82	Faridabad	Moderate	156	PM <sub>2.5</sub> , NO <sub>2</sub>	4/4
83	Fatehabad	Moderate	107	CO	1/1
84	Firozabad	Good	48	PM <sub>10</sub>	2/2
85	Gadag	Satisfactory	52	CO	1/1
86	Gandhinagar	Good	45	PM <sub>10</sub>	2/3
87	Gangtok	Good	21	O <sub>3</sub>	1/1
88	Gaya	Good	50	PM <sub>10</sub> , O <sub>3</sub>	2/3
89	Ghaziabad	Moderate	105	PM <sub>10</sub> , PM <sub>2.5</sub>	4/4
90	Gorakhpur	Satisfactory	51	PM <sub>10</sub>	1/1
91	Greater Noida	Moderate	160	PM <sub>10</sub>	2/2
92	Gummidipoondi	Satisfactory	98	PM <sub>10</sub>	1/1
93	Gurugram	Moderate	130	PM <sub>10</sub> , PM <sub>2.5</sub>	2/4
94	Guwahati	Good	34	CO, PM <sub>10</sub> , SO <sub>2</sub>	4/4
95	Gwalior	Satisfactory	78	PM <sub>10</sub> , O <sub>3</sub>	4/4
96	Hajipur	Good	43	PM <sub>10</sub>	1/1
97	Haldia	Good	28	CO	1/1
98	Hanumangarh	Moderate	109	PM <sub>10</sub>	1/1
99	Hapur	Satisfactory	74	PM <sub>10</sub>	1/1
100	Hassan	Satisfactory	55	PM <sub>10</sub>	1/1



## Air Quality Index on Jul 21, 2024 @ 4 PM

(Average of past 24 hours)

S.No	City	Air Quality	Index Value	Prominent Pollutant	No. of Stations Participated/ Total Stations
101	Haveri	Good	38	CO	1/1
102	Hisar	Moderate	107	PM <sub>10</sub>	1/1
103	Howrah	Good	38	PM <sub>10</sub> , NO <sub>2</sub>	4/4
104	Hubballi	Satisfactory	57	PM <sub>10</sub>	1/2
105	Hyderabad	Good	44	PM <sub>10</sub> , PM <sub>2.5</sub>	7/14
106	Imphal	Moderate	101	SO <sub>2</sub>	1/2
107	Indore	Good	40	CO, SO <sub>2</sub>	3/5
108	Jabalpur	Good	50	CO, PM <sub>10</sub> , PM <sub>2.5</sub>	3/4
109	Jaipur	Satisfactory	67	CO, PM <sub>10</sub> , O <sub>3</sub>	6/6
110	Jaisalmer	Satisfactory	62	PM <sub>10</sub>	1/1
111	Jalandhar	Satisfactory	85	PM <sub>10</sub>	1/1
112	Jalgaon	Satisfactory	56	O <sub>3</sub>	1/1
113	Jalna	Satisfactory	95	PM <sub>2.5</sub>	1/1
114	Jalore	Satisfactory	82	PM <sub>10</sub>	1/1
115	Jhalawar	Satisfactory	66	PM <sub>10</sub>	1/1
116	Jhansi	Satisfactory	62	PM <sub>10</sub>	1/1
117	Jhunjhunu	Satisfactory	95	PM <sub>10</sub>	1/1
118	Jind	Moderate	106	O <sub>3</sub>	1/1
119	Jodhpur	Satisfactory	62	CO, PM <sub>10</sub>	5/5
120	Kadapa	Good	48	PM <sub>10</sub>	1/1



## Air Quality Index on Jul 21, 2024 @ 4 PM

(Average of past 24 hours)

S.No	City	Air Quality	Index Value	Prominent Pollutant	No. of Stations Participated/ Total Stations
121	Kaithal	Satisfactory	93	PM <sub>10</sub>	1/1
122	Kalaburagi	Good	29	CO	1/2
123	Kalyan	Good	31	PM <sub>10</sub>	1/1
124	Kanpur	Satisfactory	53	CO, PM <sub>10</sub>	3/4
125	Karnal	Satisfactory	58	PM <sub>10</sub>	1/1
126	Karwar	Good	24	PM <sub>10</sub>	1/1
127	Kashipur	Satisfactory	64	PM <sub>10</sub>	1/1
128	Katni	Good	50	PM <sub>10</sub>	1/1
129	Keonjhar	Satisfactory	61	CO	1/1
130	Khanna	Satisfactory	93	PM <sub>10</sub>	1/1
131	Khurja	Satisfactory	98	PM <sub>10</sub>	1/1
132	Kishanganj	Moderate	116	O <sub>3</sub>	1/1
133	Kohima	Good	40	SO <sub>2</sub>	1/1
134	Kolar	Satisfactory	71	SO <sub>2</sub>	1/1
135	Kolhapur	Good	28	PM <sub>10</sub>	2/2
136	Kolkata	Good	35	CO, PM <sub>10</sub> , NO <sub>2</sub>	7/7
137	Kollam	Satisfactory	86	PM <sub>2.5</sub>	1/1
138	Koppal	Good	47	NO <sub>2</sub>	1/1
139	Korba	Good	20	NO <sub>2</sub>	1/2
140	Kota	Satisfactory	60	PM <sub>2.5</sub> , O <sub>3</sub>	3/3



## Air Quality Index on Jul 21, 2024 @ 4 PM

(Average of past 24 hours)

S.No	City	Air Quality	Index Value	Prominent Pollutant	No. of Stations Participated/ Total Stations
141	Kunjemura	Good	32	CO	1/1
142	Kurukshetra	Satisfactory	69	PM <sub>2.5</sub>	1/1
143	Latur	Good	36	CO	1/1
144	Lucknow	Satisfactory	66	PM <sub>10</sub> , PM <sub>2.5</sub>	6/6
145	Ludhiana	Satisfactory	96	PM <sub>10</sub>	1/1
146	Madikeri	Good	26	PM <sub>10</sub>	1/1
147	Mahad	Good	26	O <sub>3</sub>	1/1
148	Maihar	Good	50	CO	1/1
149	Malegaon	Satisfactory	52	PM <sub>10</sub>	1/1
150	Mandi Gobindgarh	Poor	219	PM <sub>2.5</sub>	1/1
151	Mandideep	Good	35	CO	1/1
152	Mandikhera	Satisfactory	68	PM <sub>10</sub>	1/1
153	Manesar	Satisfactory	62	PM <sub>2.5</sub>	1/1
154	Mangalore	Good	47	PM <sub>10</sub>	1/1
155	Meerut	Satisfactory	66	PM <sub>10</sub> , PM <sub>2.5</sub>	3/3
156	Mira-Bhayandar	Good	35	O <sub>3</sub>	1/1
157	Moradabad	Satisfactory	58	PM <sub>10</sub> , PM <sub>2.5</sub>	6/7
158	Mumbai	Good	36	CO, NO <sub>2</sub> , SO <sub>2</sub>	23/30
159	Munger	Poor	282	PM <sub>10</sub>	1/1
160	Muzaffarnagar	Moderate	120	PM <sub>2.5</sub>	1/1





## Air Quality Index on Jul 21, 2024 @ 4 PM

(Average of past 24 hours)

S.No	City	Air Quality	Index Value	Prominent Pollutant	No. of Stations Participated/ Total Stations
161	Muzaffarpur	Good	48	O <sub>3</sub>	2/3
162	Mysuru	Good	34	PM <sub>10</sub>	1/1
163	Nagaon	Good	50	CO	1/1
164	Nagaur	Satisfactory	84	O <sub>3</sub>	1/1
165	Nagpur	Good	26	CO, PM <sub>10</sub>	4/4
166	Naharlagun	Good	8	CO	1/1
167	Nalbari	Good	46	CO	1/1
168	Nanded	Good	28	O <sub>3</sub>	1/1
169	Narnaul	Satisfactory	62	PM <sub>10</sub>	1/1
170	Nashik	Good	28	CO, O <sub>3</sub>	3/4
171	Navi Mumbai	Good	37	CO, PM <sub>10</sub> , PM <sub>2.5</sub>	5/8
172	Nayagarh	Good	26	PM <sub>10</sub>	1/1
173	Noida	Satisfactory	78	PM <sub>10</sub> , PM <sub>2.5</sub>	4/4
174	Pali	Satisfactory	73	PM <sub>10</sub>	1/1
175	Palkalaiperur	Good	33	PM <sub>10</sub>	1/1
176	Palwal	Satisfactory	65	PM <sub>10</sub>	1/1
177	Panchkula	Satisfactory	97	PM <sub>2.5</sub>	1/1
178	Panipat	Satisfactory	83	PM <sub>2.5</sub>	1/1
179	Patiala	Satisfactory	78	PM <sub>10</sub>	1/1
180	Patna	Satisfactory	84	PM <sub>10</sub> , NO <sub>2</sub>	5/6



## Air Quality Index on Jul 21, 2024 @ 4 PM

(Average of past 24 hours)

S.No	City	Air Quality	Index Value	Prominent Pollutant	No. of Stations Participated/ Total Stations
181	Pimpri-Chinchwad	Good	36	CO, NO <sub>2</sub>	3/3
182	Pithampur	Satisfactory	71	PM <sub>10</sub>	1/1
183	Pratapgarh	Good	39	O <sub>3</sub>	1/1
184	Prayagraj	Good	39	PM <sub>10</sub> , SO <sub>2</sub> , O <sub>3</sub>	3/3
185	Puducherry	Satisfactory	52	PM <sub>10</sub>	1/1
186	Pune	Satisfactory	51	CO	9/12
187	Purnia	Satisfactory	63	CO	1/1
188	Raichur	Moderate	101	CO	1/1
189	Raipur	Satisfactory	63	PM <sub>10</sub> , PM <sub>2.5</sub>	4/4
190	Rairangpur	Good	43	O <sub>3</sub>	1/1
191	Rajamahendravaram	Good	41	CO	1/1
192	Rajgir	Good	42	PM <sub>10</sub>	1/1
193	Rajsamand	Satisfactory	66	O <sub>3</sub>	1/1
194	Ramanagara	Good	29	O <sub>3</sub>	1/1
195	Ratlam	Good	33	SO <sub>2</sub>	1/1
196	Rishikesh	Good	39	PM <sub>10</sub>	1/1
197	Rohtak	Moderate	104	PM <sub>2.5</sub>	1/1
198	Rourkela	Good	44	CO, PM <sub>2.5</sub>	2/3
199	Rupnagar	Moderate	154	PM <sub>10</sub>	1/1
200	Sagar	Satisfactory	68	PM <sub>10</sub> , O <sub>3</sub>	2/2



## Air Quality Index on Jul 21, 2024 @ 4 PM

*(Average of past 24 hours)*

S.No	City	Air Quality	Index Value	Prominent Pollutant	No. of Stations Participated/ Total Stations
201	Samastipur	Moderate	104	CO	1/1
202	Sasaram	Good	42	CO	1/1
203	Satna	Good	48	O <sub>3</sub>	1/1
204	Sawai Madhopur	Satisfactory	68	PM <sub>10</sub>	1/1
205	Shillong	Good	36	SO <sub>2</sub>	1/2
206	Shivamogga	Good	50	PM <sub>10</sub>	1/1
207	Silchar	Satisfactory	51	PM <sub>10</sub>	1/1
208	Siliguri	Good	43	PM <sub>10</sub>	1/1
209	Singrauli	Moderate	126	PM <sub>10</sub>	1/1
210	Sirohi	Satisfactory	52	PM <sub>10</sub>	1/1
211	Sirsa	Satisfactory	66	CO	1/1
212	Sivasagar	Good	47	PM <sub>10</sub>	1/1
213	Solapur	Good	43	CO, PM <sub>10</sub> , O <sub>3</sub>	3/3
214	Sonipat	Satisfactory	69	PM <sub>10</sub>	1/1
215	Sri Ganganagar	Moderate	199	PM <sub>10</sub>	1/1
216	Suakati	Satisfactory	51	O <sub>3</sub>	1/1
217	Surat	Satisfactory	68	CO	1/1
218	Talcher	Satisfactory	86	CO	1/1
219	Tensa	Good	28	PM <sub>2.5</sub>	1/1
220	Thane	Good	22	PM <sub>10</sub>	2/3



## Air Quality Index on Jul 21, 2024 @ 4 PM

*(Average of past 24 hours)*

S.No	City	Air Quality	Index Value	Prominent Pollutant	No. of Stations Participated/ Total Stations
221	Thiruvananthapuram	Good	40	PM <sub>10</sub>	2/2
222	Thoothukudi	Satisfactory	62	PM <sub>10</sub>	1/1
223	Thrissur	Good	46	PM <sub>10</sub>	1/1
224	Tirupati	Good	41	PM <sub>10</sub>	1/2
225	Tonk	Satisfactory	53	O <sub>3</sub>	1/1
226	Tumakuru	Satisfactory	93	PM <sub>10</sub>	1/1
227	Udaipur	Satisfactory	67	PM <sub>10</sub>	1/1
228	Udupi	Satisfactory	53	CO	1/1
229	Ujjain	Satisfactory	62	O <sub>3</sub>	1/1
230	Ulhasnagar	Good	48	PM <sub>10</sub>	1/1
231	Vapi	Satisfactory	51	SO <sub>2</sub>	1/1
232	Varanasi	Good	44	PM <sub>10</sub> , O <sub>3</sub>	4/4
233	Vatva	Good	42	PM <sub>10</sub>	1/1
234	Vijayapura	Good	39	PM <sub>10</sub>	1/1
235	Vijayawada	Good	42	PM <sub>10</sub> , PM <sub>2.5</sub>	4/4
236	Virar	Good	42	PM <sub>10</sub>	1/1
237	Visakhapatnam	Satisfactory	54	PM <sub>10</sub>	1/1
238	Yadgir	Good	22	PM <sub>10</sub>	1/1
239	Yamuna Nagar	Satisfactory	72	PM <sub>10</sub>	1/1



## **Air Quality Index on Jul 21, 2024 @ 4 PM**

*(Average of past 24 hours)*

### **Cities absent in AQI Bulletin due to insufficient data:**







1) Aizawl, 2) Araria, 3) Begusarai, 4) Bettiah, 5) Bidar, 6) Bihar sharif, 7) Bileipada, 8) Brajrajnagar, 9) Byrnihat, 10) Chamarajanagar, 11) Chengalpattu, 12) Darbhanga, 13) Dindigul, 14) Ernakulam, 15) Hosur, 16) Jorapokhar, 17) Kanchipuram, 18) Kannur, 19) Karauli, 20) Katihar, 21) Kochi, 22) Kozhikode, 23) Manguraha, 24) Milupara, 25) Motihari, 26) Nandesari, 27) Ooty, 28) Parbhani, 29) Pathardih, 30) Ramanathapuram, 31) Saharsa, 32) Salem, 33) Sangli, 34) Sikar, 35) Siwan, 36) Srinagar, 37) Tiruchirappalli, 38) Tirupur, 39) Tumidih, 40) Vellore, 41) Virudhunagar, 42) Vrindavan.

### **Note:**

\* In case of a city with multiple monitoring locations, average value is used to indicate air quality. Air quality may show variations across locations, and averaging is not a scientifically sound approach. However, for the sake of simplicity this method is being followed. For AQI of monitoring locations, website (<http://cpcb.gov.in>) website may be referred.

\* The data available at the portal is provided by different agencies. Any use of this data in research publication or any other form of publication shall duly acknowledge the contribution of respective agencies in generating the data.

### **Health Statements for AQI Categories**

<b>AQI</b>	<b>Category</b>	<b>Color Code</b>	<b>Possible Health Impacts</b>
0-50	Good		Minimal Impact
51-100	Satisfactory		Minor breathing discomfort to sensitive people
101-200	Moderate		Breathing discomfort to the people with lungs, asthma and heart diseases
201-300	Poor		Breathing discomfort to most people on prolonged exposure
301-400	Very Poor		Respiratory illness on prolonged exposure
401-500	Severe		Affects healthy people and seriously impacts those with existing diseases