



## Air Quality Index on Jul 17, 2024 @ 4 PM

(Average of past 24 hours)

S.No	City	Air Quality	Index Value	Prominent Pollutant	No. of Stations Participated/ Total Stations
1	Agartala	Good	50	PM <sub>10</sub>	1/2
2	Agra	Satisfactory	57	PM <sub>2.5</sub> , SO <sub>2</sub> , PM <sub>10</sub>	6/6
3	Ahmedabad	Satisfactory	68	PM <sub>2.5</sub> , PM <sub>10</sub>	7/9
4	Ahmednagar	Satisfactory	52	PM <sub>10</sub>	1/1
5	Aizawl	Good	19	PM <sub>10</sub>	1/1
6	Ajmer	Satisfactory	63	PM <sub>10</sub>	1/1
7	Akola	Good	40	PM <sub>10</sub>	1/1
8	Alwar	Satisfactory	64	PM <sub>10</sub>	1/1
9	Amaravati	Good	32	CO	1/1
10	Ambala	Satisfactory	62	PM <sub>2.5</sub>	1/1
11	Amravati	Good	27	PM <sub>2.5</sub>	1/2
12	Anantapur	Satisfactory	65	PM <sub>10</sub>	1/1
13	Ankleshwar	Satisfactory	60	PM <sub>10</sub>	1/1
14	Ariyalur	Good	36	SO <sub>2</sub>	1/1
15	Arrah	Satisfactory	82	PM <sub>10</sub>	1/1
16	Asansol	Satisfactory	59	SO <sub>2</sub> , PM <sub>10</sub>	4/4
17	Aurangabad (Maharashtra)	Satisfactory	54	PM <sub>10</sub> , CO	2/3
18	Baddi	Moderate	156	PM <sub>2.5</sub>	1/1
19	Badlapur	Satisfactory	59	PM <sub>10</sub>	1/1
20	Bagalkot	Satisfactory	53	PM <sub>10</sub>	1/1



## Air Quality Index on Jul 17, 2024 @ 4 PM

(Average of past 24 hours)

S.No	City	Air Quality	Index Value	Prominent Pollutant	No. of Stations Participated/ Total Stations
21	Baghpat	Satisfactory	70	PM <sub>10</sub>	1/2
22	Bahadurgarh	Satisfactory	77	PM <sub>10</sub>	1/1
23	Balasore	Moderate	153	CO	1/1
24	Ballabgarh	Satisfactory	92	PM <sub>10</sub>	1/1
25	Banswara	Satisfactory	52	PM <sub>10</sub>	1/1
26	Baran	Moderate	107	O <sub>3</sub>	1/1
27	Barbil	Good	35	PM <sub>10</sub>	1/1
28	Bareilly	Good	21	SO <sub>2</sub>	2/2
29	Baripada	Good	50	CO	1/1
30	Barmer	Satisfactory	54	O <sub>3</sub>	1/1
31	Barrackpore	Good	28	PM <sub>10</sub>	1/1
32	Bathinda	Satisfactory	79	PM <sub>10</sub>	1/1
33	Belapur	Good	46	PM <sub>10</sub>	1/1
34	Belgaum	Satisfactory	53	CO	1/1
35	Bengaluru	Satisfactory	51	PM <sub>10</sub> , CO	11/14
36	Bhagalpur	Satisfactory	72	PM <sub>2.5</sub> , CO	2/2
37	Bharatpur	Satisfactory	58	PM <sub>10</sub>	1/1
38	Bhilai	Good	31	PM <sub>2.5</sub> , PM <sub>10</sub>	3/3
39	Bhilwara	Good	46	PM <sub>10</sub>	1/1
40	Bhiwadi	Moderate	153	PM <sub>2.5</sub> , PM <sub>10</sub>	2/2



## Air Quality Index on Jul 17, 2024 @ 4 PM

(Average of past 24 hours)

S.No	City	Air Quality	Index Value	Prominent Pollutant	No. of Stations Participated/ Total Stations
41	Bhiwandi	Satisfactory	62	PM <sub>10</sub>	1/1
42	Bhiwani	Satisfactory	57	CO	1/1
43	Bhopal	Satisfactory	84	PM <sub>10</sub> , NO <sub>2</sub>	2/3
44	Bhubaneswar	Good	44	O <sub>3</sub>	1/2
45	Bidar	Good	49	CO	1/1
46	Bihar Sharif	Good	40	O <sub>3</sub>	1/1
47	Bikaner	Satisfactory	74	PM <sub>10</sub>	1/1
48	Bilaspur	Good	46	CO	1/1
49	Boisar	Good	37	PM <sub>10</sub>	1/1
50	Bulandshahr	Satisfactory	74	PM <sub>10</sub>	1/1
51	Bundi	Moderate	160	O <sub>3</sub>	1/1
52	Buxar	Satisfactory	85	PM <sub>10</sub>	1/1
53	Byasanagar	Good	32	O <sub>3</sub>	1/1
54	Chamarajanagar	Good	40	PM <sub>10</sub>	1/1
55	Chandigarh	Satisfactory	89	PM <sub>10</sub>	3/3
56	Chandrapur	Good	29	CO	1/2
57	Charkhi Dadri	Satisfactory	85	PM <sub>2.5</sub>	1/1
58	Chennai	Satisfactory	67	PM <sub>2.5</sub> , PM <sub>10</sub> , CO	7/9
59	Chhal	Good	34	O <sub>3</sub>	1/1
60	Chhapra	Satisfactory	56	SO <sub>2</sub>	1/1



## Air Quality Index on Jul 17, 2024 @ 4 PM

(Average of past 24 hours)

S.No	City	Air Quality	Index Value	Prominent Pollutant	No. of Stations Participated/ Total Stations
61	Chikkaballapur	Good	23	PM <sub>10</sub>	1/1
62	Chikkamagaluru	Good	36	PM <sub>10</sub>	1/1
63	Chittorgarh	Moderate	174	PM <sub>10</sub>	1/1
64	Churu	Satisfactory	70	PM <sub>10</sub>	1/1
65	Cuddalore	Good	22	PM <sub>10</sub> , NO <sub>2</sub>	2/2
66	Cuttack	Good	36	PM <sub>10</sub>	1/1
67	Damoh	Good	45	SO <sub>2</sub>	1/1
68	Dausa	Satisfactory	64	PM <sub>10</sub>	1/1
69	Davanagere	Good	20	O <sub>3</sub>	1/1
70	Dehradun	Good	33	CO	1/1
71	Delhi	Satisfactory	90	PM <sub>10</sub>	35/40
72	Dewas	Satisfactory	57	PM <sub>10</sub>	1/1
73	Dhanbad	Moderate	131	CO	1/2
74	Dharwad	Satisfactory	59	PM <sub>10</sub>	1/1
75	Dholpur	Moderate	179	PM <sub>2.5</sub>	1/1
76	Dhule	Good	48	PM <sub>10</sub>	1/1
77	Durgapur	Good	42	PM <sub>10</sub>	2/2
78	Eloor	Good	50	PM <sub>2.5</sub>	1/1
79	Faridabad	Moderate	108	PM <sub>2.5</sub> , PM <sub>10</sub>	3/4
80	Fatehabad	Moderate	107	CO	1/1



## Air Quality Index on Jul 17, 2024 @ 4 PM

(Average of past 24 hours)

S.No	City	Air Quality	Index Value	Prominent Pollutant	No. of Stations Participated/ Total Stations
81	Firozabad	Satisfactory	56	PM <sub>10</sub>	2/2
82	Gadag	Good	47	CO	1/1
83	Gandhinagar	Satisfactory	68	PM <sub>10</sub>	2/3
84	Gangtok	Good	24	O <sub>3</sub>	1/1
85	Gaya	Good	50	O <sub>3</sub> , PM <sub>10</sub>	3/3
86	Ghaziabad	Satisfactory	82	PM <sub>2.5</sub> , PM <sub>10</sub>	4/4
87	Gorakhpur	Satisfactory	53	PM <sub>10</sub>	1/1
88	Greater Noida	Moderate	144	PM <sub>10</sub>	2/2
89	Gummidipoondi	Moderate	110	PM <sub>2.5</sub>	1/1
90	Gurugram	Moderate	109	PM <sub>2.5</sub> , PM <sub>10</sub> , CO	3/4
91	Guwahati	Satisfactory	69	PM <sub>2.5</sub> , PM <sub>10</sub>	3/4
92	Gwalior	Satisfactory	63	PM <sub>10</sub> , O <sub>3</sub> , CO	4/4
93	Haldia	Good	29	PM <sub>10</sub>	1/1
94	Hanumangarh	Satisfactory	87	PM <sub>10</sub>	1/1
95	Hapur	Satisfactory	61	PM <sub>10</sub>	1/1
96	Haveri	Good	36	CO	1/1
97	Hisar	Satisfactory	69	PM <sub>10</sub>	1/1
98	Howrah	Good	35	PM <sub>10</sub> , NO <sub>2</sub>	4/4
99	Hubballi	Satisfactory	51	PM <sub>10</sub>	1/2
100	Hyderabad	Good	47	PM <sub>10</sub>	12/14



## Air Quality Index on Jul 17, 2024 @ 4 PM

(Average of past 24 hours)

S.No	City	Air Quality	Index Value	Prominent Pollutant	No. of Stations Participated/ Total Stations
101	Imphal	Moderate	101	SO <sub>2</sub>	1/2
102	Indore	Satisfactory	52	SO <sub>2</sub> , CO	2/5
103	Jabalpur	Satisfactory	62	PM <sub>10</sub> , CO	3/4
104	Jaipur	Satisfactory	56	O <sub>3</sub> , PM <sub>10</sub>	6/6
105	Jaisalmer	Moderate	112	PM <sub>10</sub>	1/1
106	Jalandhar	Satisfactory	70	PM <sub>10</sub>	1/1
107	Jalgaon	Good	42	O <sub>3</sub>	1/1
108	Jalna	Moderate	124	PM <sub>10</sub>	1/1
109	Jalore	Satisfactory	60	PM <sub>10</sub>	1/1
110	Jhalawar	Moderate	118	CO	1/1
111	Jhansi	Satisfactory	85	PM <sub>10</sub>	1/1
112	Jhunjhunu	Satisfactory	89	PM <sub>10</sub>	1/1
113	Jodhpur	Good	48	O <sub>3</sub> , PM <sub>10</sub>	5/5
114	Jorapokhar	Poor	243	O <sub>3</sub>	1/1
115	Kadapa	Good	44	PM <sub>2.5</sub>	1/1
116	Kaithal	Satisfactory	73	PM <sub>10</sub>	1/1
117	Kalaburagi	Satisfactory	60	PM <sub>10</sub> , CO	2/2
118	Kalyan	Good	36	PM <sub>10</sub>	1/1
119	Kannur	Satisfactory	65	CO	1/1
120	Kanpur	Satisfactory	52	PM <sub>10</sub> , CO	3/4



## Air Quality Index on Jul 17, 2024 @ 4 PM

(Average of past 24 hours)

S.No	City	Air Quality	Index Value	Prominent Pollutant	No. of Stations Participated/ Total Stations
121	Karnal	Good	49	PM <sub>10</sub>	1/1
122	Kashipur	Satisfactory	53	PM <sub>10</sub>	1/1
123	Katni	Good	44	PM <sub>10</sub>	1/1
124	Keonjhar	Good	29	PM <sub>10</sub>	1/1
125	Khanna	Satisfactory	89	PM <sub>10</sub>	1/1
126	Khurja	Moderate	116	PM <sub>10</sub>	1/1
127	Kishanganj	Satisfactory	54	O <sub>3</sub>	1/1
128	Kohima	Satisfactory	55	PM <sub>10</sub>	1/1
129	Kolar	Satisfactory	70	SO <sub>2</sub>	1/1
130	Kolhapur	Good	29	PM <sub>10</sub>	1/2
131	Kolkata	Good	37	PM <sub>10</sub> , O <sub>3</sub> , CO	7/7
132	Kollam	Satisfactory	51	PM <sub>10</sub>	1/1
133	Koppal	Good	48	NO <sub>2</sub>	1/1
134	Korba	Good	26	CO, NO <sub>2</sub>	2/2
135	Kota	Satisfactory	83	PM <sub>2.5</sub> , PM <sub>10</sub>	3/3
136	Kunjemura	Good	25	CO	1/1
137	Kurukshetra	Poor	202	O <sub>3</sub>	1/1
138	Latur	Good	41	PM <sub>10</sub>	1/1
139	Lucknow	Satisfactory	68	PM <sub>10</sub> , CO	6/6
140	Ludhiana	Moderate	117	PM <sub>2.5</sub>	1/1



## Air Quality Index on Jul 17, 2024 @ 4 PM

(Average of past 24 hours)

S.No	City	Air Quality	Index Value	Prominent Pollutant	No. of Stations Participated/ Total Stations
141	Madikeri	Good	17	O <sub>3</sub>	1/1
142	Mahad	Good	41	PM <sub>10</sub>	1/1
143	Maihar	Good	49	CO	1/1
144	Malegaon	Satisfactory	66	PM <sub>10</sub>	1/1
145	Mandi Gobindgarh	Satisfactory	71	PM <sub>2.5</sub>	1/1
146	Mandideep	Satisfactory	61	PM <sub>10</sub>	1/1
147	Mandikhera	Good	34	SO <sub>2</sub>	1/1
148	Manesar	Satisfactory	57	PM <sub>2.5</sub>	1/1
149	Meerut	Satisfactory	66	PM <sub>10</sub>	3/3
150	Mira-Bhayandar	Good	50	PM <sub>10</sub>	1/1
151	Moradabad	Good	46	PM <sub>10</sub>	6/7
152	Mumbai	Good	40	CO, PM <sub>10</sub> , NO <sub>2</sub>	22/30
153	Munger	Satisfactory	76	PM <sub>10</sub>	1/1
154	Muzaffarnagar	Satisfactory	73	PM <sub>10</sub>	1/1
155	Muzaffarpur	Satisfactory	61	O <sub>3</sub>	2/3
156	Mysuru	Good	31	PM <sub>10</sub>	1/1
157	Nagaon	Satisfactory	52	CO	1/1
158	Nagaur	Satisfactory	62	PM <sub>10</sub>	1/1
159	Nagpur	Satisfactory	68	PM <sub>2.5</sub> , PM <sub>10</sub>	4/4
160	Naharlagun	Good	45	PM <sub>10</sub>	1/1





## Air Quality Index on Jul 17, 2024 @ 4 PM

*(Average of past 24 hours)*

S.No	City	Air Quality	Index Value	Prominent Pollutant	No. of Stations Participated/ Total Stations
161	Nalbari	Satisfactory	63	PM <sub>10</sub>	1/1
162	Nanded	Good	37	O <sub>3</sub>	1/1
163	Narnaul	Satisfactory	82	PM <sub>10</sub>	1/1
164	Nashik	Satisfactory	56	O <sub>3</sub> , PM <sub>10</sub>	4/4
165	Navi Mumbai	Good	48	PM <sub>10</sub> , NO <sub>2</sub>	5/8
166	Nayagarh	Good	21	PM <sub>10</sub>	1/1
167	Noida	Satisfactory	63	PM <sub>10</sub> , CO	3/4
168	Pali	Satisfactory	56	PM <sub>10</sub>	1/1
169	Palkalaiperur	Good	30	SO <sub>2</sub>	1/1
170	Panchkula	Satisfactory	55	PM <sub>2.5</sub>	1/1
171	Panipat	Satisfactory	69	PM <sub>2.5</sub>	1/1
172	Patiala	Good	45	PM <sub>10</sub>	1/1
173	Patna	Satisfactory	74	PM <sub>10</sub> , CO	6/6
174	Pimpri-Chinchwad	Good	33	PM <sub>10</sub> , NO <sub>2</sub>	3/3
175	Pithampur	Good	50	PM <sub>10</sub>	1/1
176	Pratapgarh	Good	48	O <sub>3</sub>	1/1
177	Prayagraj	Good	43	SO <sub>2</sub> , PM <sub>10</sub>	3/3
178	Puducherry	Good	36	O <sub>3</sub>	1/1
179	Pune	Good	49	CO	10/11
180	Raichur	Satisfactory	98	CO	1/1



## Air Quality Index on Jul 17, 2024 @ 4 PM

(Average of past 24 hours)

S.No	City	Air Quality	Index Value	Prominent Pollutant	No. of Stations Participated/ Total Stations
181	Raipur	Good	42	PM <sub>2.5</sub> , PM <sub>10</sub>	4/4
182	Rairangpur	Good	42	O <sub>3</sub>	1/1
183	Rajamahendravaram	Satisfactory	57	CO	1/1
184	Ramanagara	Good	29	O <sub>3</sub>	1/1
185	Ramanathapuram	Good	21	PM <sub>10</sub>	1/1
186	Ratlam	Good	37	PM <sub>10</sub>	1/1
187	Rishikesh	Good	34	O <sub>3</sub>	1/1
188	Rohtak	Moderate	106	PM <sub>2.5</sub>	1/1
189	Rourkela	Satisfactory	58	PM <sub>10</sub>	2/3
190	Rupnagar	Satisfactory	98	PM <sub>10</sub>	1/1
191	Sagar	Satisfactory	69	O <sub>3</sub> , PM <sub>10</sub>	2/2
192	Saharsa	Satisfactory	54	CO	1/1
193	Samastipur	Moderate	104	CO	1/1
194	Sangli	Good	16	PM <sub>10</sub>	1/1
195	Sasaram	Good	33	CO	1/1
196	Satna	Good	26	NO <sub>2</sub>	1/1
197	Sawai Madhopur	Satisfactory	64	O <sub>3</sub>	1/1
198	Shillong	Good	36	SO <sub>2</sub>	1/2
199	Shivamogga	Good	40	PM <sub>10</sub>	1/1
200	Sikar	Satisfactory	71	O <sub>3</sub>	1/1



## Air Quality Index on Jul 17, 2024 @ 4 PM

*(Average of past 24 hours)*

S.No	City	Air Quality	Index Value	Prominent Pollutant	No. of Stations Participated/ Total Stations
201	Silchar	Good	46	PM <sub>10</sub>	1/1
202	Siliguri	Good	49	PM <sub>10</sub>	1/1
203	Singrauli	Moderate	141	PM <sub>10</sub>	1/1
204	Sirsa	Satisfactory	75	PM <sub>10</sub>	1/1
205	Sivasagar	Good	49	PM <sub>10</sub>	1/1
206	Solapur	Satisfactory	52	PM <sub>10</sub>	3/3
207	Sonipat	Satisfactory	62	PM <sub>10</sub>	1/1
208	Sri Ganganagar	Very Poor	327	O <sub>3</sub>	1/1
209	Suakati	Satisfactory	51	O <sub>3</sub>	1/1
210	Surat	Satisfactory	68	CO	1/1
211	Talcher	Satisfactory	93	CO	1/1
212	Thane	Good	43	PM <sub>10</sub>	3/3
213	Thiruvananthapuram	Good	34	PM <sub>10</sub> , CO	2/2
214	Thoothukudi	Good	40	PM <sub>10</sub>	1/1
215	Thrissur	Good	46	PM <sub>10</sub>	1/1
216	Tirupati	Satisfactory	52	PM <sub>2.5</sub> , CO	2/2
217	Tirupur	Good	43	PM <sub>10</sub>	1/1
218	Tonk	Good	44	O <sub>3</sub>	1/1
219	Tumakuru	Satisfactory	75	PM <sub>10</sub>	1/1
220	Udaipur	Satisfactory	62	PM <sub>10</sub>	1/1



## **Air Quality Index on Jul 17, 2024 @ 4 PM**

*(Average of past 24 hours)*

<b>S.No</b>	<b>City</b>	<b>Air Quality</b>	<b>Index Value</b>	<b>Prominent Pollutant</b>	<b>No. of Stations Participated/ Total Stations</b>
221	Ujjain	Satisfactory	60	O <sub>3</sub>	1/1
222	Ulhasnagar	Satisfactory	66	PM <sub>10</sub>	1/1
223	Vapi	Good	50	SO <sub>2</sub>	1/1
224	Varanasi	Good	45	PM <sub>10</sub>	4/4
225	Vatva	Satisfactory	55	PM <sub>10</sub>	1/1
226	Vijayapura	Satisfactory	51	CO	1/1
227	Vijayawada	Satisfactory	53	PM <sub>2.5</sub> , PM <sub>10</sub>	3/4
228	Virar	Satisfactory	77	PM <sub>10</sub>	1/1
229	Visakhapatnam	Satisfactory	82	PM <sub>10</sub>	1/1
230	Vrindavan	Satisfactory	76	PM <sub>10</sub>	1/1
231	Yadgir	Good	27	PM <sub>10</sub>	1/1
232	Yamuna Nagar	Satisfactory	54	O <sub>3</sub>	1/1



## **Air Quality Index on Jul 17, 2024 @ 4 PM**

*(Average of past 24 hours)*

### **Cities absent in AQI Bulletin due to insufficient data:**







1) Amritsar, 2) Angul, 3) Araria, 4) Aurangabad (bihar), 5) Begusarai, 6) Bettiah, 7) Bileipada, 8) Brajrajnagar, 9) Byrnihat, 10) Chengalpattu, 11) Chittoor, 12) Coimbatore, 13) Darbhanga, 14) Dharuhera, 15) Dindigul, 16) Dungarpur, 17) Ernakulam, 18) Hajipur, 19) Hassan, 20) Hosur, 21) Jind, 22) Kanchipuram, 23) Karauli, 24) Karwar, 25) Katihar, 26) Kochi, 27) Kozhikode, 28) Mangalore, 29) Manguraha, 30) Milupara, 31) Motihari, 32) Nandesari, 33) Ooty, 34) Palwal, 35) Parbhani, 36) Pathardih, 37) Purnia, 38) Rajgir, 39) Rajsamand, 40) Salem, 41) Sirohi, 42) Siwan, 43) Srinagar, 44) Tensa, 45) Tiruchirappalli, 46) Tumidih, 47) Udupi, 48) Vellore, 49) Virudhunagar.

### **Note:**

\* In case of a city with multiple monitoring locations, average value is used to indicate air quality. Air quality may show variations across locations, and averaging is not a scientifically sound approach. However, for the sake of simplicity this method is being followed. For AQI of monitoring locations, website (<http://cpcb.gov.in>) website may be referred.

\* The data available at the portal is provided by different agencies. Any use of this data in research publication or any other form of publication shall duly acknowledge the contribution of respective agencies in generating the data.

### **Health Statements for AQI Categories**

<b>AQI</b>	<b>Category</b>	<b>Color Code</b>	<b>Possible Health Impacts</b>
0-50	Good		Minimal Impact
51-100	Satisfactory		Minor breathing discomfort to sensitive people
101-200	Moderate		Breathing discomfort to the people with lungs, asthma and heart diseases
201-300	Poor		Breathing discomfort to most people on prolonged exposure
301-400	Very Poor		Respiratory illness on prolonged exposure
401-500	Severe		Affects healthy people and seriously impacts those with existing diseases